





## A history of light, glass, metal

1950. Italy. Venice. The town of Marcon and the island of Murano are just a few kilometres apart. Angelo Tosetto goes through those few kilometres almost every day from his workshop of artistic chandeliers to the shops of Murano glass masters to steal the secrets of their glass, hand blown in their furnaces.

It's a journey of pure passion, artistic affinities, where light meets matter, glass joins metal – brass, aluminium, steel – and tradition welcomes the future. The beginning of a great story: Studio Italia Design's story.

## From Italy to the world over, a constant evolution.

This is the main path of "made in Italy", chosen and followed by three generations, experimenting each year with new processing techniques, technologies, designs, precious materials and a series of exclusive collaborations to create unique and ingenious luminaires: by form, content, aesthetics and functionality.

It's the path of success, that from Venice leads Studio Italia Design to shift attention to foreign markets, more than 90 countries the world over: to become one of Italian lighting's most internationally developed brands.

## Make room for creativity. In each and every form.

Every path has its limits and to overcome them you need eyes, sensibility, skills and diverse emotions to decipher an ever changing world. For this reason Studio Italia Design chooses to partner with famous designers, researchers and engineers from a variety of nationalities and backgrounds. A selected group of creative people that together with the firm reinterprets the objects as true interior pieces where the light source plays freely with volumes, reflections, transparencies, lines and all the shades of the materials. Infinite new collections joined together by a common thread of manufacturing excellence.

## Lighting every need in modern living.

The path of innovation also leads to extreme customisation: an answer to the needs that come with new lifestyles thanks to inventive new products custom-made for a variety of different interiors and tailored solutions developed with the leaders in contemporary architecture.

Another new frontier travelled by Studio Italia Design on the path of experience: merging different materials, classicism and avant-garde, craftsmanship and technology. A look at the path where it all began and the excitement in the next step.

THE  
LIGHTING  
MAKERS  
2016

## Una storia di luce, vetro, metallo.

1950. Italia. Venezia. Il paese di Marcon e l'isola di Murano distano pochi chilometri. E sono quelli che Angelo Tosetto percorre quasi ogni giorno dalla sua bottega artigiana di lampadari artistici ai laboratori dei maestri vetrai muranesi, per carpire tutti i segreti del vetro soffiato a bocca nelle fornaci.

È un viaggio di pura passione, affinità artistiche, dove la luce incontra la materia, il vetro si unisce al metallo – l'ottone, l'alluminio, l'acciaio – e la tradizione sorride al futuro. L'inizio di una grande storia: quella di Studio Italia Design.

## Dall'Italia al mondo, evoluzione continua.

Questa è la strada maestra del made in Italy, quella che tre generazioni scelgono di seguire sperimentando ogni anno nuove tecniche di lavorazione, tecnologie, linee, materiali pregiati, e una serie di collaborazioni esclusive nella creazione di lampade uniche e innovative: per forma e contenuto, estetica e funzionalità.

È la via del successo, che da Venezia porta Studio Italia Design ad accendere l'interruttore sull'estero, in oltre 90 paesi in tutto il mondo: per diventare oggi uno dei brand italiani nel settore dell'illuminazione più evoluti a livello internazionale.

## Spazio alla creatività. In tutte le sue forme.

Ogni strada ha i suoi confini e per superarli servono occhi, sensibilità, competenze ed emozioni diverse capaci di interpretare un mondo che cambia. Così Studio Italia Design ha deciso di farsi accompagnare da designer, ricercatori e progettisti famosi di varie nazionalità e background. Un pool di creativi che insieme al brand reinterpretano gli oggetti come veri e propri elementi di arredo, dove la sorgente luminosa è libera di giocare con i volumi, i riflessi, le trasparenze, le linee e tutte le sfumature della materia. Infinite nuove collezioni unite dall'eccellenza produttiva di sempre.

## Per illuminare ogni esigenza dell'abitare.

Il percorso dell'innovazione passa anche attraverso la massima personalizzazione: la possibilità di rispondere ai nuovi stili di vita grazie a prodotti pensati ad hoc per i vari contesti dell'abitare e a soluzioni su misura studiate insieme ai protagonisti dell'architettura contemporanea.

Ancora una nuova frontiera che Studio Italia Design percorre nel solco della sua esperienza: integrando materiali eterogenei, classicismo e avanguardia, artigianato e tecnologia. Uno sguardo a quella strada dove tutto è iniziato e l'entusiasmo di raggiungere la prossima destinazione.

STUDIO  
ITALIA DESIGN  
LIGHTING MAKERS

Indice Alfabetico/Alphabetic Index



A-Tube 262



A-Tube Nano 270



Beetle 246



Blow 184



Bugia 22



Domino 82



Frozen 64



Grace 236




Kelly 198



Kelly Cluster 220



Laser Cube 138



Make-Up 256



Millo 188



Nostalgia 144



Nuvola 288



Pin-Up 46



Puzzle 102



Puzzle Twist 116



Puzzle Round 124



Rain 30



Shelf 76



Sky-Fall 8



Spider 88




Thor 280




Vapor 294



## SUSPENSIONS



- A-Tube 262
- A-Tube Nano 270
- Frozen 64
- Grace 236
- Kelly 198
- Kelly Cluster 220
- Nostalgia 144
- Nuvola 288
- Puzzle 102
- Rain 30
- Sky-Fall 8
- Spider 88



WALL

- Beetle 246
- Domino 82
- Grace 236
- Kelly 198
- Laser Cube 138
- Make-Up 256
- Millo 188
- Pin-Up 46
- Puzzle 102
- Puzzle Round 124
- Puzzle Twist 116
- Shelf 76
- Thor 280

## CEILING



- A-Tube 262
- Beetle 246
- Bugia 22
- Frozen 64
- Grace 236
- Make-Up 256
- Millo 188
- Pin-Up 46
- Puzzle 102
- Puzzle Round 124
- Puzzle Twist 116
- Thor 280





FLOOR

- Kelly 198
- Puzzle Twist 116
- Vapor 294



TABLE

- Blow 184
- Kelly 198



---

## SKYFALL

design: Studio Italia Design 2014

LA FORMA RICORDA I DECANTER DEI VINI PREGIATI IN PREZIOSO VETRO SOFFIATO CHE SI FONDONO CON IL PROGRESSO, UNENDO COSI' LA MAESTRIA NELL'ARTE DEL VETRO CON LE NUOVISSIME TECNOLOGIE LED. STRABILIANTE NELLE FINITURE PREZIOSE.


ITS SHAPE REMINDS YOU OF THE PRECIOUS BLOWN GLASS DECANTERS USED FOR HIGH QUALITY WINES AND AT THE SAME TIME SHOW PROGRESS, PUTTING TOGETHER THE SKILL IN THE ART OF BLOWN GLASS AND THE MOST UP TO DATE LED TECHNOLOGIES. AMAZING WITH PRECIOUS FINISHES.







SKYFALL  
STUDIO  
ITALIA  
DESIGN







---

SKYFALL

---











# SKY - FALL

MODELLO | MODEL LAMPADINA | LAMP MONTATURA | FRAME DIFFUSORE | DIFFUSER CODICE | CODE

## Sky-Fall Medium Suspension | Sospensione

<p>[SO1]</p>	<p>2700K 2x10W   1895 lm <b>LED COB</b> 350 mA CRI 95 MacAdam 3-Step</p> <p>LED incluso   LED included</p>	<p>cm 12 4.72"</p> <p>cm 38 14.96"</p> <p>max cm 250 98.42"</p> <p>cm 22 8.66"</p> <p>cmro chrome</p> <p>Metallo   Metal</p>	<p>cristallo crystal</p> <p>rame lucido metallizzato metallized glossy copper</p> <p>cmro chrome</p> <p>oro rosa rose gold</p> <p>Vetro Soffiato   Blown Glass</p>	<p>148001</p> <p>148002</p> <p>148005</p> <p>148008</p>
<p>0,5 m<sup>3</sup> CE Energy saving IP20 DIM TRIAC</p> <p>Peso netto: 1,65 Kg <b>Confezione Packaging</b> Peso lordo: 4 Kg n. Colli: 2 Volume m<sup>3</sup>: 0,088 Weight net: 1,65 Kg Weight gross: 4 Kg n. Pack: 2 Volume m<sup>3</sup>:</p>				

## Sky-Fall Large Suspension | Sospensione

<p>[SO]</p>	<p>2700K 2x10W   1895 lm <b>LED COB</b> 350 mA CRI 95 MacAdam 3-Step</p> <p>LED incluso   LED included</p>	<p>cm 12 4.72"</p> <p>cm 52 20.47"</p> <p>max cm 250 98.42"</p> <p>cm 36 14.17"</p> <p>cmro chrome</p> <p>Metallo   Metal</p>	<p>cristallo crystal</p> <p>rame lucido metallizzato metallized glossy copper</p> <p>cmro chrome</p> <p>oro rosa rose gold</p> <p>Vetro Soffiato   Blown Glass</p>	<p>148003</p> <p>148004</p> <p>148006</p> <p>148007</p>
<p>0,5 m<sup>3</sup> CE Energy saving IP20 DIM TRIAC</p> <p>Peso netto: 3,05 Kg <b>Confezione Packaging</b> Peso lordo: 6,5 Kg n. Colli: 2 Volume m<sup>3</sup>: 0,180 Weight net: 3,05 Kg Weight gross: 6,5 Kg n. Pack: 2 Volume m<sup>3</sup>:</p>				

## Lights Track Short | Binario Lineare Multiplo Corto

<p>[TRIS]</p>	<p>Binario lineare multiplo mod. Sky-Fall massimo 3 sospensioni</p> <p>Multiple linear track mod. Sky-Fall max 3 suspensions</p>	<p>cm 13 5.12"</p> <p>cm 78 30.7"</p> <p>cm 90 35.43"</p> <p>cm 87 34.25"</p> <p>cm 5.4 2.12"</p> <p>bianco opaco 9010 matt white 9010</p> <p>no none</p> <p>Metallo   Metal</p>	<p>no none</p>	<p>154031</p>
<p>CE IP30</p> <p>Peso netto: 4,6 Kg <b>Confezione Packaging</b> Peso lordo: - Kg n. Colli: 1 Volume m<sup>3</sup>: 0,028 Weight net: 4,6 Kg Weight gross: - Kg n. Pack: 1 Volume m<sup>3</sup>:</p>				




## Lights Track Long | Binario Lineare Multiplo Lungo

<p>[TR2S]</p>	<p>Binario lineare multiplo mod. Sky-Fall massimo 5 sospensioni</p> <p>Multiple linear track mod. Sky-Fall max 5 suspensions</p>	<p>cm 13 5.12"</p> <p>cm 138 54.33"</p> <p>cm 150 59.05"</p> <p>cm 147 57.87"</p> <p>cm 5.4 2.12"</p> <p>bianco opaco 9010 matt white 9010</p> <p>no none</p> <p>Metallo   Metal</p>	<p>no none</p>	<p>154032</p>
<p>CE IP30</p> <p>Peso netto: 8,2 Kg <b>Confezione Packaging</b> Peso lordo: - Kg n. Colli: 1 Volume m<sup>3</sup>: 0,036 Weight net: 8,2 Kg Weight gross: - Kg n. Pack: 1 Volume m<sup>3</sup>:</p>				

Note | Notes: I Binari **TRIS** e **TR2S** sono utilizzabili solo con le sospensioni Sky-Fall che dovranno essere separate dai rosoni ed installate sui binari.  
**TRIS** and **TR2S** Lights Traks are only for Sky-Fall suspensions. Each pendent should be separated from the canopy and installed on the track.

THE  
LIGHTING  
MAKERS  
2016





## BUGIA

design: Andrea Tosetto 2016

DAI NOSTRI SOFFITTI DIFFONDE UNA LUCE DIRETTA E DIFFUSA UNENDO LA BRILLANTEZZA DELLE LENTI ALLA LINEA PULITA E PERFETTA DEL CERCHIO. BELLISSIMA NELLE FINITURE PREZIOSE.

FROM OUR CEILINGS THIS FIXTURE DIFFUSES BOTH DIRECT AND INDIRECT LIGHT, JOINING THE PERFECTION OF OUR LENSES WITH THE PLEASING ROUND SHAPES OF A CIRCLE. ENRICHED WITH PRECIOUS DETAILING.





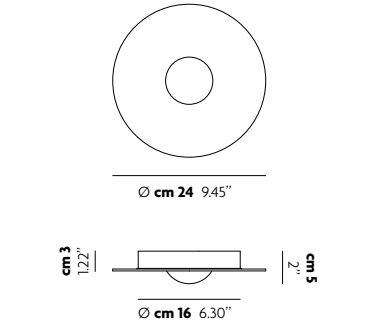
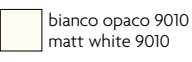







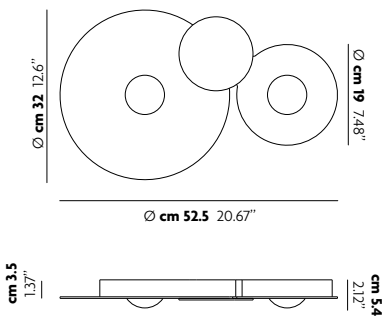
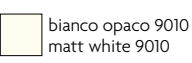







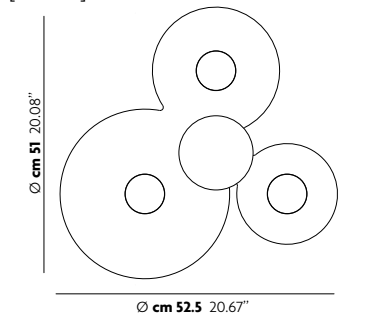
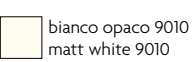







BUGIA  
STUDIO  
ITALIA  
DESIGN






# BUGIA



MODELLO   MODEL	LAMPADINA   LAMP	MONTATURA   FRAME	DIFFUSORE   DIFFUSER	CODICE   CODE
<b>Bugia Single Ceiling   Plafoniera</b>				
[PL1-PL4] 	<b>PL1</b> 2700K 18W   1500 lm <b>LED</b> 210-250V CRI 90 MacAdam 3-Step  o/or  <b>PL4</b> 3000K 18W   1600 lm <b>LED</b> 210-250V CRI 90 MacAdam 3-Step  LED incluso   LED included	 bianco opaco 9010 matt white 9010  Metallo   Metal	 oro gold   cromo chrome   rame lucido glossy copper   oro gold   cromo chrome   rame lucido glossy copper Plexiglass   Plexiglass	161001  161002  161003  161004  161005  161006
 Peso netto: 0,8 Kg <b>Confezione Packaging</b> Peso lordo: - Kg n. Colli: 2 Volume m <sup>3</sup> : 0,017 Weight net: 0,8 Kg Weight gross: - Kg n. Pack: 2 Volume m <sup>3</sup> : 0,017				
<b>Bugia Double Ceiling   Plafoniera</b>				
[PL2-PL5] 	<b>PL2</b> 2700K 2x18W   3000 lm <b>LED</b> 210-250V CRI 90 MacAdam 3-Step  o/or  <b>PL5</b> 3000K 2x18W   3200 lm <b>LED</b> 210-250V CRI 90 MacAdam 3-Step  LED incluso   LED included	 bianco opaco 9010 matt white 9010  Metallo   Metal	 oro gold   cromo chrome   rame lucido glossy copper   oro gold   cromo chrome   rame lucido glossy copper Plexiglass   Plexiglass	161007  161008  161009  161010  161011  161012
 Peso netto: 2,05 Kg <b>Confezione Packaging</b> Peso lordo: - Kg n. Colli: 2 Volume m <sup>3</sup> : 0,042 Weight net: 2,05 Kg Weight gross: - Kg n. Pack: 2 Volume m <sup>3</sup> : 0,042				
<b>Bugia Triple Ceiling   Plafoniera</b>				
[PL3-PL6] 	<b>PL3</b> 2700K 3x18W   4500 lm <b>LED</b> 210-250V CRI 90 MacAdam 3-Step  o/or  <b>PL6</b> 3000K 3x18W   4800 lm <b>LED</b> 210-250V CRI 90 MacAdam 3-Step  LED incluso   LED included	 bianco opaco 9010 matt white 9010  Metallo   Metal	 oro gold   cromo chrome   rame lucido glossy copper   oro gold   cromo chrome   rame lucido glossy copper Plexiglass   Plexiglass	161013  161014  161015  161016  161017  161018
 Peso netto: 2,8 Kg <b>Confezione Packaging</b> Peso lordo: - Kg n. Colli: 2 Volume m <sup>3</sup> : 0,046 Weight net: 2,8 Kg Weight gross: - Kg n. Pack: 2 Volume m <sup>3</sup> : 0,046				

Note | Notes: LED con alimentazione diretta a tensione di rete (non necessita di driver LED). Dimmerabile con variatore a taglio di fase.  
LED with direct power supply to the AC line voltage (LED driver not required). Dimmable with phase cut dimming.





---

## RAIN

design: Andrea Tosetto 2015

---

COME PIOGGIA DI PRIMAVERA, PUÒ ASSUMERE LE COMPOSIZIONI PIÙ DIVERSE GRAZIE ALLA SUA MODULARITÀ. I SUOI DETTAGLI COLORATI NELLA PARTE SUPERIORE LA RENDONO UNICA E SEMPRE DIVERSA. HA LINEE SEMPLICI E MINIMALISTE, SPETTACOLARE QUANDO INSTALLATE IN CLUSTER.

AS RAINDROPS IN THE SPRINGTIME THEY CAN CREATE THE LARGEST VARIETY OF COMPOSITIONS THANKS TO THEIR MODULARITY. COLOUR ACCENTS MAKE THEM UNIQUE AND ALWAYS DIFFERENT. WITH A SIMPLE AND MINIMALIST OUTLINE THEY'RE SPECTACULAR WHEN INSTALLED IN A CLUSTER.



RAIN  
STUDIO  
ITALIA  
DESIGN



THE  
LIGHTING  
MAKERS  
2016












**RAIN  
STUDIO  
ITALIA  
DESIGN**







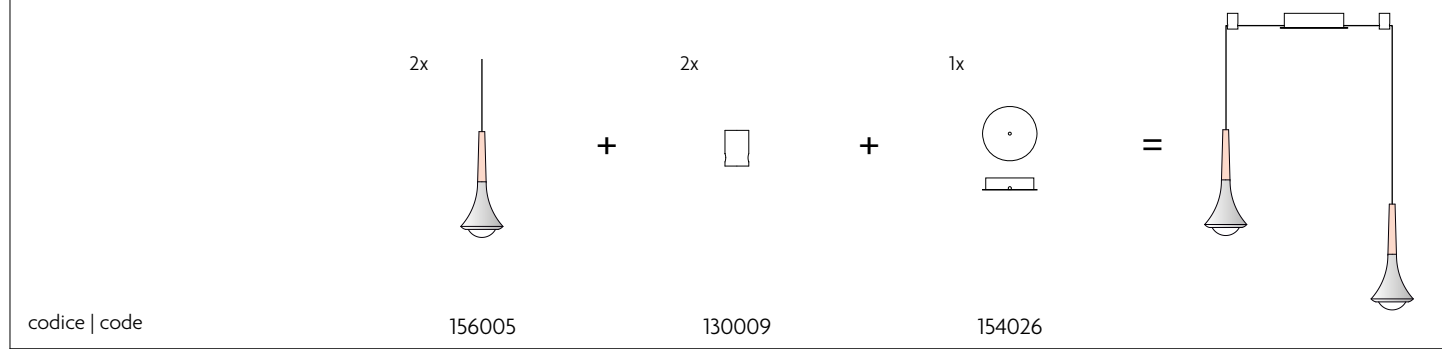




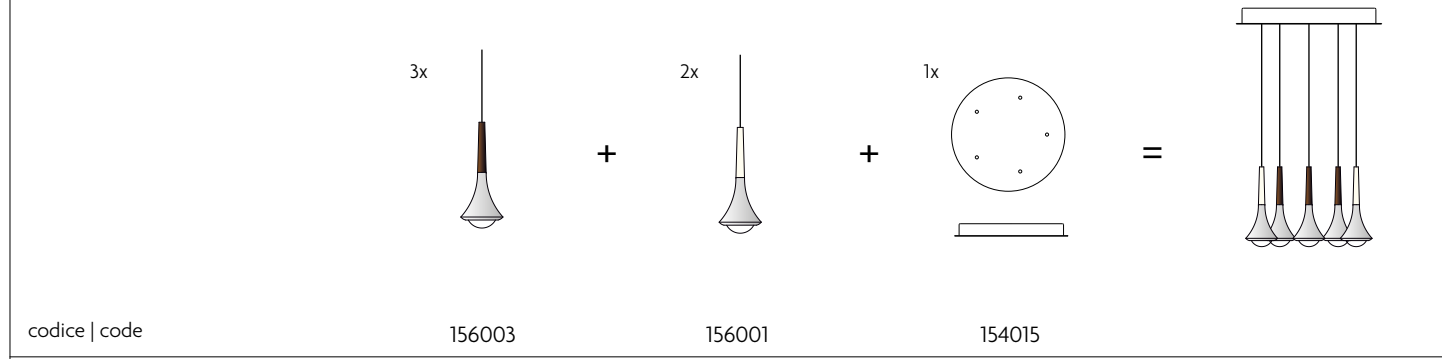
# RAIN composition

## Rain example of composition

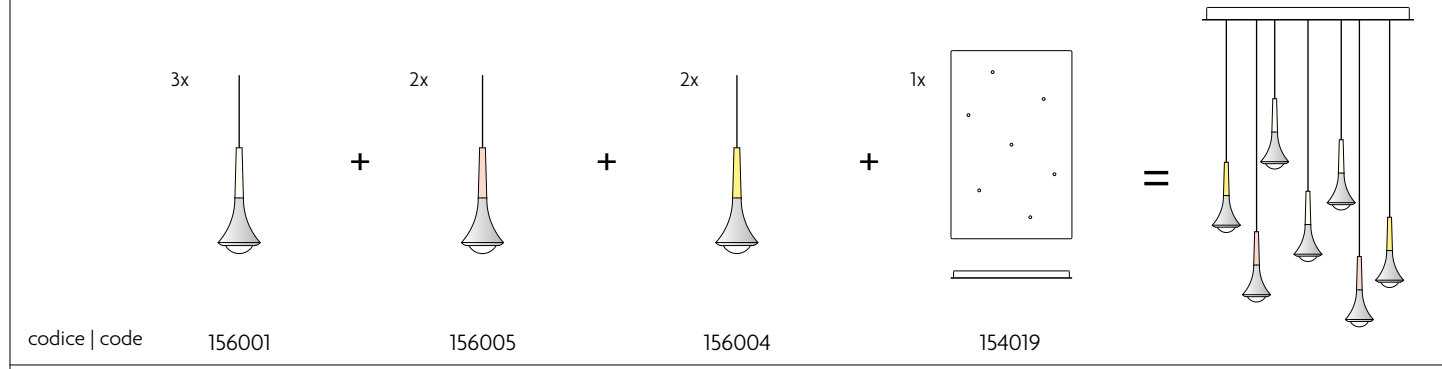
[Ex: 2] Double Opposed Suspensions | Sospensioni Contrapposte



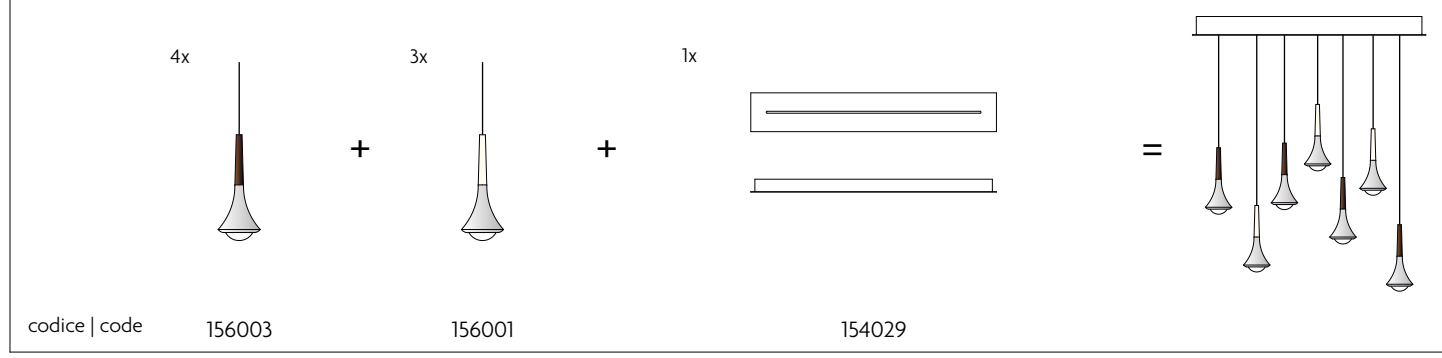
[Ex: 2] Cluster 5 Lights Composition | Composizione 5 Luci



[Ex: 3] Cluster Rectangular 7 Lights Composition | Composizione 7 Rettangolare Luci



[Ex: 4] Short Track with 7 Lights | Binario Lineare Multiplo Corto 7 Luci



Note | Notes: .....

# RAIN



MODELLO | MODEL      LAMPADINA | LAMP      MONTATURA | FRAME      DECORO | DECOR      CODICE | CODE

## Rain Suspension | Sospensione

<p>[SO]</p> <p>LED 2700K 12W   800 lm 210-250V CRI 90 MacAdam 3-Step</p>	<p>LED incluso   LED included</p>	<p>Metallo   Metal</p>	<p>bianco opaco 9010 matt white 9010</p>	156001
			<p>cromo spazzolato brushed chrome</p>	156002
<p>LED incluso   LED included</p>	<p>Metallo   Metal</p>	<p>bronzo ramato coppery bronze</p>	156003	
		<p>oro gold</p>	156004	
		<p>oro rosa rose gold</p>	156005	
<p>Peso netto: 0,34 Kg      <b>Confezione Packaging</b></p>		<p>Peso lordo: 0,45 Kg</p>	<p>n. Colli: 2</p>	<p>Volume m³: 0,001</p>

Le sospensioni devono essere installate sui **rosoni** presenti alle pagine 300-304  
 The pendants must be installed with one of the **canopy** options listed on page 300-304  
 Les suspensions doivent être installées sur les **patères** présentées dans les pages 300-304  
 Die Hängeleuchten sollen auf die **Rosetten** auf Seiten 300-304 montiert werden  
 Las lámparas de suspensión se deben instalar en los **rosetones** a pagina 300-304

Note | Notes: LED con alimentazione diretta a tensione di rete (non necessita di driver LED). Dimmerabile con varialuce a taglio di fase.  
 LED with direct power supply to the AC line voltage (LED driver not required). Dimmable with phase cut dimming.



---

## PINUP

design: Andrea Tosetto 2015

---

ACCENTI DI LUCE RACCHIUSI IN UN DESIGN ORGANICO CHE UNA VOLTA DISCHIUSI E LASCIATI LIBERI DI ILLUMINARE CIÒ CHE CI INTERESSA STUPISCONO PER LA LORO SEMPLICITÀ E BELLEZZA GRAZIE AD UN CALDO LED.

LIGHT ACCENTS ENCLOSED IN AN ESSENTIAL DESIGN, ONCE RELEASED AND FREE TO SHINE AT OUR COMMAND, THEY AMAZE WITH THE SIMPLICITY AND BEAUTY OF THEIR WARM LED SOURCE.








PIN-UP  
STUDIO  
ITALIA  
DESIGN














THE  
LIGHTING  
MAKERS  
2016














# FROZEN

design: Studio Italia Design 2015

PIATTA COME UN FOGLIO DAL DESIGN MINIMALISTA FA INTRAVEDERE I SUOI OCCHI, LENTI IN PURO CRISTALLO SIMILI A GHIACCIOLI CHE SAPRANNO DARE VITA ATTRAVERSO GLI EFFETTI LUMINOSI A TUTTI GLI AMBIENTI.

FLAT LIKE A SHEET OF PAPER WITH A MINIMALIST DESIGN THAT ALLOWS YOU TO SEE ITS EYES, LENSES MADE OF PURE CRYSTAL SIMILAR TO ICICLES WHICH WILL BRING TO LIFE ALL ENVIRONMENTS THANKS TO THE EFFECTS THEY CAN CREATE.









FROZEN  
STUDIO  
ITALIA  
DESIGN







FROZEN



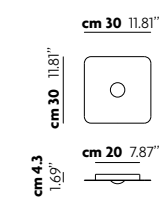




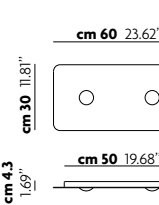
# FROZEN

MODELLO | MODEL      LAMPADINA | LAMP      MONTATURA | FRAME      DIFFUSORE | DIFFUSER      CODICE | CODE

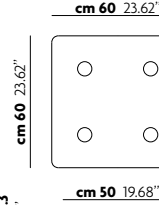
## Frozen Small Ceiling | Plafoniera

<p>[PL2-PL5]</p> 	<p>PL5 2700K 18W   1500 lm <b>LED</b> 210-250V CRI 90 MacAdam 3-Step</p>	<p>bianco opaco 9016 matt white 9016</p> <p>bronzo ramato coppery bronze</p>	<p>no none</p>	149019		
	<p>o/or</p> <p>PL2 3000K 18W   1600 lm <b>LED</b> 210-250V CRI 90 MacAdam 3-Step LED incluso   LED included</p>	<p>bianco opaco 9016 matt white 9016</p> <p>bronzo ramato coppery bronze</p> <p>Metallo   Metal</p>		149003	149007	
<p>0,5 m<sup>2</sup> CE Energy saving PG ip40 DIM TRIAC</p>		<p>Peso netto: 1,77 Kg Weight net:</p>	<p><b>Confezione Packaging</b></p>	<p>Peso lordo: 2,2 Kg Weight gross:</p>	<p>n. Colli: 1 n. Pack:</p>	<p>Volume m<sup>3</sup>: 0,014 Volume m<sup>3</sup>:</p>

## Frozen Medium Ceiling | Plafoniera

<p>[PL1-PL4]</p> 	<p>PL4 2700K 2x18W   3000 lm <b>LED</b> 210-250V CRI 90 MacAdam 3-Step</p>	<p>bianco opaco 9016 matt white 9016</p> <p>bronzo ramato coppery bronze</p>	<p>no none</p>	149017		
	<p>o/or</p> <p>PL1 3000K 2x18W   3200 lm <b>LED</b> 210-250V CRI 90 MacAdam 3-Step LED incluso   LED included</p>	<p>bianco opaco 9016 matt white 9016</p> <p>bronzo ramato coppery bronze</p> <p>Metallo   Metal</p>		149002	149006	
<p>0,5 m<sup>2</sup> CE Energy saving PG ip40 DIM TRIAC</p>		<p>Peso netto: 3,27 Kg Weight net:</p>	<p><b>Confezione Packaging</b></p>	<p>Peso lordo: 4 Kg Weight gross:</p>	<p>n. Colli: 1 n. Pack:</p>	<p>Volume m<sup>3</sup>: 0,026 Volume m<sup>3</sup>:</p>

## Frozen Large Ceiling | Plafoniera

<p>[PL-PL3]</p> 	<p>PL3 2700K 4x18W   6000 lm <b>LED</b> 210-250V CRI 90 MacAdam 3-Step</p>	<p>bianco opaco 9016 matt white 9016</p> <p>bronzo ramato coppery bronze</p>	<p>no none</p>	149015		
	<p>o/or</p> <p>PL 3000K 4x18W   6400 lm <b>LED</b> 210-250V CRI 90 MacAdam 3-Step LED incluso   LED included</p>	<p>bianco opaco 9016 matt white 9016</p> <p>bronzo ramato coppery bronze</p> <p>Metallo   Metal</p>		149001	149005	
<p>0,5 m<sup>2</sup> CE Energy saving PG ip40 DIM TRIAC</p>		<p>Peso netto: 7,78 Kg Weight net:</p>	<p><b>Confezione Packaging</b></p>	<p>Peso lordo: 10 Kg Weight gross:</p>	<p>n. Colli: 1 n. Pack:</p>	<p>Volume m<sup>3</sup>: 0,115 Volume m<sup>3</sup>:</p>

Note | Notes: LED con alimentazione diretta a tensione di rete (non necessita di driver LED). Dimmerabile con varialuce a taglio di fase.  
LED with direct power supply to the AC line voltage (LED driver not required). Dimmable with phase cut dimming.



# FROZEN

MODELLO | MODEL      LAMPADINA | LAMP      MONTATURA | FRAME      DIFFUSORE | DIFFUSER      CODICE | CODE

## Frozen Long Suspension | Sospensione


Model	Lamp	Frame	Diffuser	Code
[SO-SO2]	<p>SO2 2700K                      ▲ 2x18W   3000 lm                      ▼ 3x18W   4500 lm                      210-250V                      CRI 90                      MacAdam 3-Step</p> <p>LED</p>	<p>bianco opaco 9016                      matt white 9016</p> <p>bronzo ramato                      coppery bronze</p>		149011
	o/or		no none	149012
	<p>SO 3000K                      ▲ 2x18W   3200 lm                      ▼ 3x18W   4800 lm                      210-250V                      CRI 90                      MacAdam 3-Step</p> <p>LED</p>	<p>bianco opaco 9016                      matt white 9016</p> <p>bronzo ramato                      coppery bronze</p>		149004
	LED incluso   LED included	Metallo   Metal		149008
<p>0,5 m<sup>3</sup> CE Energy saving PG 30 DIM TRIAC</p> <p>Peso netto: 14,73 Kg <b>Confezione Packaging</b> Peso lordo: 17 Kg n. Colli: 1 Volume m<sup>3</sup>: 0,058                      Weight net: 14,73 Kg Weight gross: 17 Kg n. Pack: 1 Volume m<sup>3</sup>:</p>				

## Frozen Square Suspension | Sospensione

Model	Lamp	Frame	Diffuser	Code
[SO1-SO3]	<p>SO3 2700K                      ▲ 1x18W   1500 lm                      ▼ 4x18W   6000 lm                      210-250V                      CRI 90                      MacAdam 3-Step</p> <p>LED</p>	<p>bianco opaco 9016                      matt white 9016</p> <p>bronzo ramato                      coppery bronze</p>		149013
	o/or		no none	149014
	<p>SO1 3000K                      ▲ 1x18W   1600 lm                      ▼ 4x18W   6400 lm                      210-250V                      CRI 90                      MacAdam 3-Step</p> <p>LED</p>	<p>bianco opaco 9016                      matt white 9016</p> <p>bronzo ramato                      coppery bronze</p>		149009
	LED incluso   LED included	Metallo   Metal		149010
<p>0,5 m<sup>3</sup> CE Energy saving PG 30 DIM TRIAC</p> <p>Peso netto: 14,79 Kg <b>Confezione Packaging</b> Peso lordo: 17 Kg n. Colli: 1 Volume m<sup>3</sup>: 0,115                      Weight net: 14,79 Kg Weight gross: 17 Kg n. Pack: 1 Volume m<sup>3</sup>:</p>				

Note | Notes: LED con alimentazione diretta a tensione di rete (non necessita di driver LED). Dimmerabile con variatore a taglio di fase.  
 LED with direct power supply to the AC line voltage (LED driver not required). Dimmable with phase cut dimming.

FROZEN



## SHELF

design: Studio Italia Design 2015

SOPRA LA MENSOLA NOI CI ABBIAMO MESSO LA LUCE, FACENDO INTRAVEDERE I SUOI OCCHI, LENTI IN PURO CRISTALLO CHE CREERANNO FANTASTICI GIOCHI DI LUCE SULLE VOSTRE PARETI.

WE HAVE PUT LIGHT ON THE SHELF AND THROUGH ITS' EYES (PURE CRYSTAL LENSES) WE CREATE FANTASTIC LIGHT EFFECTS ON YOUR WALLS.





SHELF  
STUDIO  
ITALIA  
DESIGN



# SHELF



MODELLO | MODEL

LAMPADINA | LAMP

MONTATURA | FRAME

DIFFUSORE | DIFFUSER

CODICE | CODE


## Shelf Small Wall | Parete

<p>[AP2]</p>	<p>AP4 2700K 18W   1500 lm <b>LED</b> 210-250V CRI 90 MacAdam 3-Step</p>	<p>bianco opaco 9016 matt white 9016</p>	<p>no none</p>	151005		
	<p>o/or</p> <p>AP2 3000K 18W   1600 lm <b>LED</b> 210-250V CRI 90 MacAdam 3-Step LED incluso   LED included</p>			151003		
<p>0,5 m   CE   Energy saving   IP 40   DIM TRIAC</p>		<p>Peso netto: 0,9 Kg Weight net:</p>	<p><b>Confezione Packaging</b></p>	<p>Peso lordo: 1,1 Kg Weight gross:</p>	<p>n. Colli: 1 n. Pack:</p>	<p>Volume m<sup>3</sup>: 0,004 Volume m<sup>3</sup>:</p>

## Shelf Medium Wall | Parete

<p>[AP1]</p>	<p>AP3 2700K 2x18W   3000 lm <b>LED</b> 210-250V CRI 90 MacAdam 3-Step</p>	<p>bianco opaco 9016 matt white 9016</p>	<p>no none</p>	151004		
	<p>o/or</p> <p>AP1 3000K 2x18W   3200 lm <b>LED</b> 210-250V CRI 90 MacAdam 3-Step LED incluso   LED included</p>			151002		
<p>0,5 m   CE   Energy saving   IP 40   DIM TRIAC</p>		<p>Peso netto: 1,9 Kg Weight net:</p>	<p><b>Confezione Packaging</b></p>	<p>Peso lordo: 2,4 Kg Weight gross:</p>	<p>n. Colli: 1 n. Pack:</p>	<p>Volume m<sup>3</sup>: 0,011 Volume m<sup>3</sup>:</p>





---


## DOMINO

design: Studio Italia Design 2015

---

PERMETTE DI GIOCARE CON LE FORME REGALANDO AD OGNI SPOSTAMENTO EFFETTI LUMINOSI SEMPRE DIFFERENTI. COME UNA LAVAGNA, PERMETTE DI DARE SFOGO ALLA PROPRIA CREATIVITA'.

ALLOWS YOU TO PLAY WITH SHAPES GIVING DIFFERENT LIGHT EFFECTS WITH EVERY MOVEMENT OF THE SHAPE AND AS A BLACKBOARD ALLOWS TO GIVE VENT TO ONE'S CREATIVITY.







# DOMINO



MODELLO | MODEL

LAMPADINA | LAMP



MONTATURA | FRAME

DIFFUSORE | DIFFUSER

CODICE | CODE

## Domino Wall | Parete

<p>[AP]</p>	<p>3000K  <b>LED</b>          COB          15W   1350 lm          220-240V          CRI 80          MacAdam 3-Step</p> <p>LED incluso   LED included</p>	<p>bianco opaco 9016          matt white 9016</p> <p>Metallo   Metal</p>	<p>no          none</p>	<p>153001</p>
<p>0,5 m          CE          Energy saving          PC          IP 40          DIM TRIAC</p>	<p>Peso netto: 2 Kg          Weight net:</p>	<p><b>Confezione Packaging</b></p>	<p>Peso lordo: 3 Kg          Weight gross:</p>	<p>n. Colli: 1          n. Pack :          Volume m³: 0,025          Volume m³:</p>



---

## SPIDER

design: Andrea Tosetto 2016

---

IL CLUSTER CHE SI DIRAMA LUNGO IL SOFFITTO O DALLA PARETE PER SCENDERE IN INNUMEREVOLI GIOCHI DI LUCE, OGNUNO DI ESSI È ORIENTABILE DOVE SERVE E COME PIACE. SPETTACOLARE NELLE FINITURE PREZIOSE.

THE CLUSTER CRAWLS UP THE WALL OR ACROSS THE CEILING THEN DROPS DOWN AND PERFORMS A GREAT NUMBER OF LIGHTING EFFECTS, EACH LIGHTING BODY CAN BE ORIENTED TO SHINE LIGHT WHERE IT IS MOST REQUIRED. SPECTACULARLY PRECIOUS DETAILING FINISHES THE RANGE OFF.









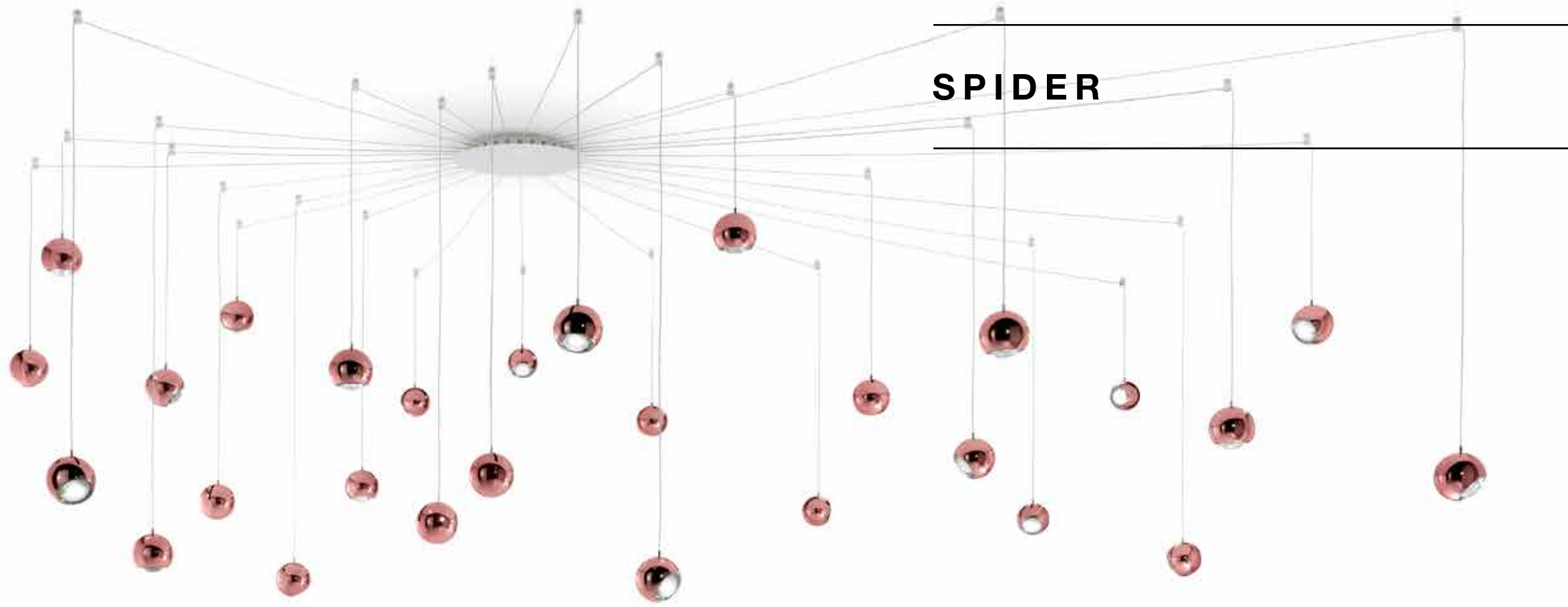
SPIDER  
STUDIO  
ITALIA  
DESIGN



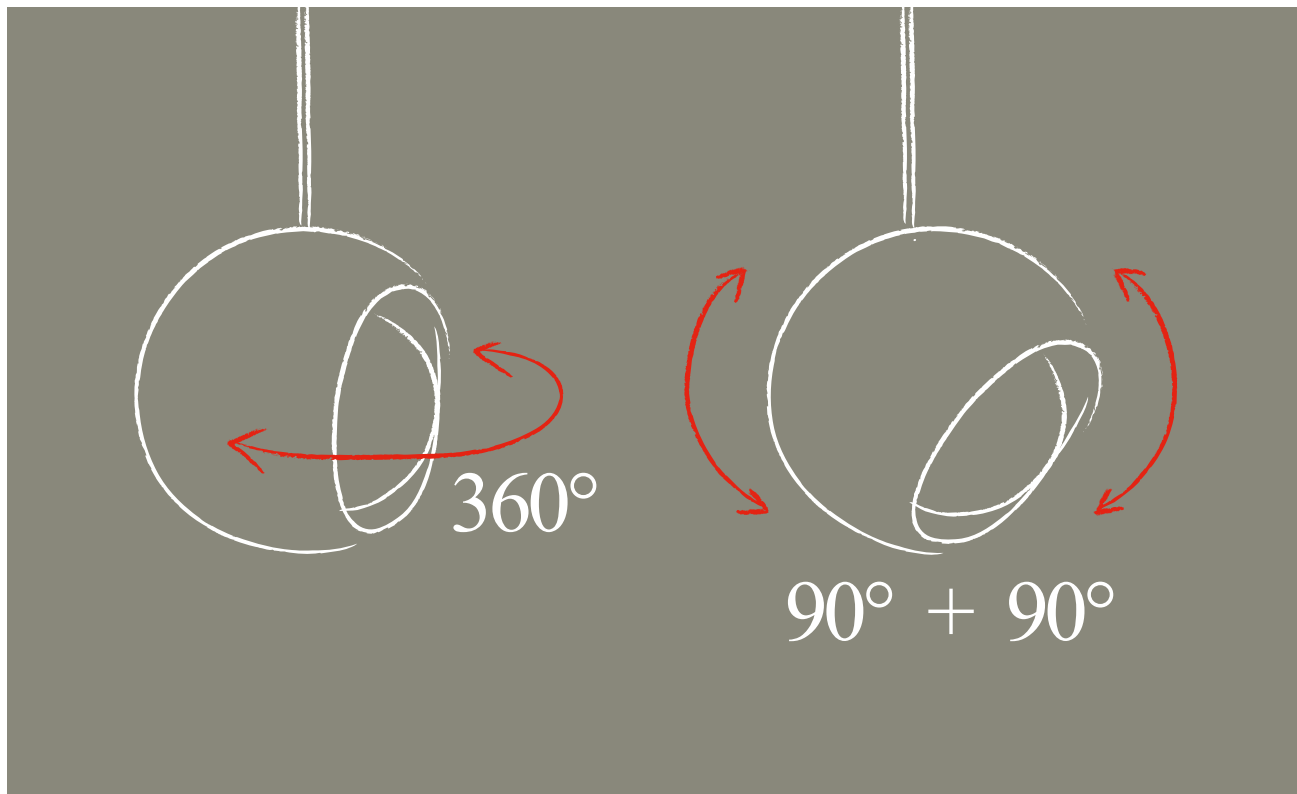




**SPIDER**



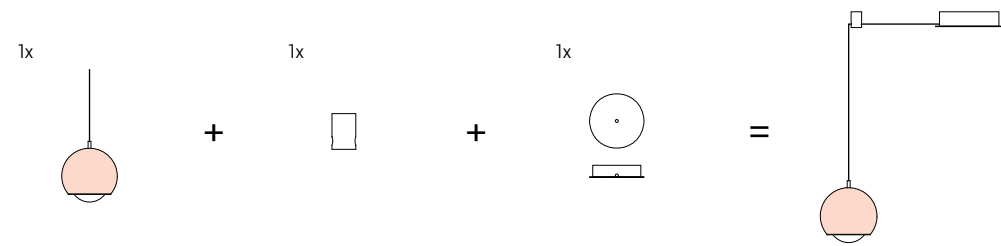




# SPIDER composition

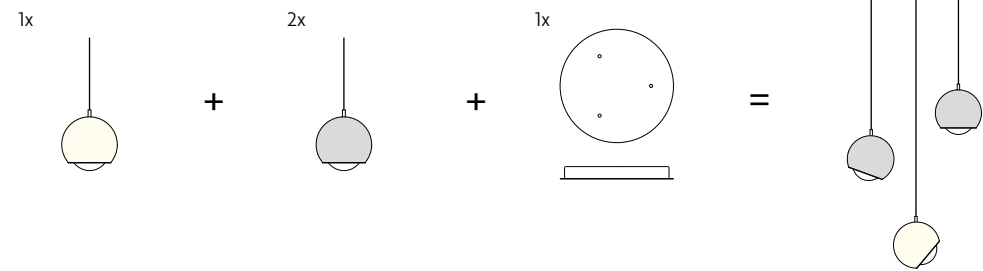
## Spider example of composition

[Ex: 1] Single Radial Suspension | Sospensione Singola Decentrata



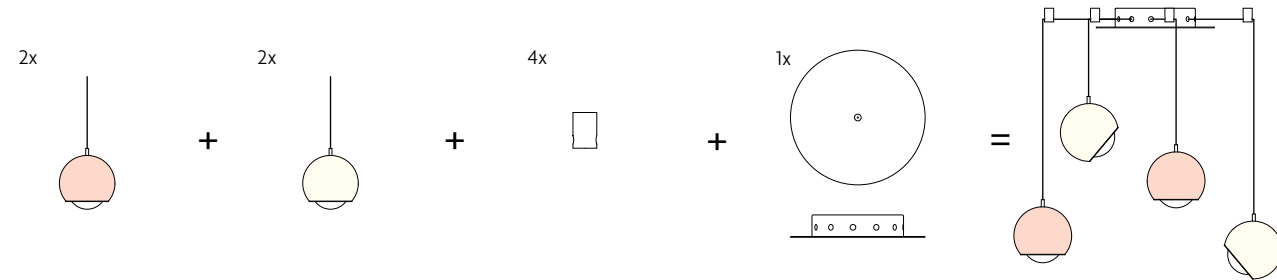
codice | code      160004      130009      154026

[Ex: 3] Cluster 3 Lights Composition | Composizione 3 Luci



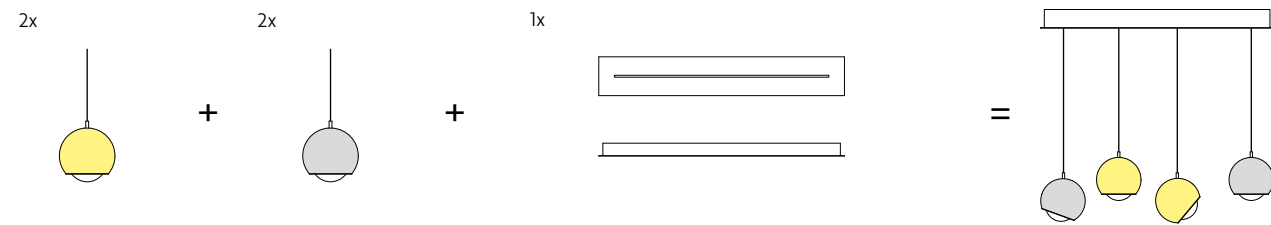
codice | code      160001      160002      154014

[Ex: 3] Radial 4 Lights Composition | Composizione 6 Luci Radiali



codice | code      160004      160001      130009      154027

[Ex: 4] Short Track with 4 Lights | Binario Lineare Multiplo Corto 4 Luci



codice | code      160003      160002      154029

Note | Notes: .....

# SPIDER

MODELLO | MODEL

LAMPADINA | LAMP

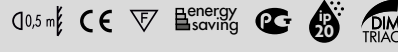
MONTATURA | FRAME

DIFFUSORE | DIFFUSER

CODICE | CODE

## Spider Suspension | Sospensione




<p>[SO1]</p>	<p><b>LED</b></p> <p>2700K 12W   800 lm 210-250V CRI 90 MacAdam 3-Step</p>	<p> Cromo chrome</p>	<p> bianco opaco 9010 matt white 9010</p> <p> cromo chrome</p> <p> oro gold</p> <p> oro rosa rose gold</p>	<p>160001</p> <p>160002</p> <p>160003</p> <p>160004</p>
<p>LED incluso   LED included</p>		<p>Metallo   Metal</p>	<p>Metallo   Metal</p>	<p>Peso netto: 0.8 Kg    <b>Confezione Packaging</b>    Peso lordo: - Kg    n. Colli: 2    Volume m<sup>3</sup>: 0.014 Weight net:    Weight gross:    n. Pack:</p>



Le sospensioni devono essere installate sui **rosoni** presenti alle pagine 300-304  
The pendants must be installed with one of the **canopy** options listed on page 300-304  
Les suspensions doivent être installées sur les **patères** présentées dans les pages 300-304  
Die Hängeleuchten sollen auf die **Rosetten** auf Seiten 300-304 montiert werden  
Las lámparas de suspensión se deben instalar en los **rosetones** a pagina 300-304

Note | Notes: LED con alimentazione diretta a tensione di rete (non necessita di driver LED). Dimmerabile con varialuce a taglio di fase.  
LED with direct power supply to the AC line voltage (LED driver not required). Dimmable with phase cut dimming.





---


## PUZZLE

design: Studio Italia Design 2014

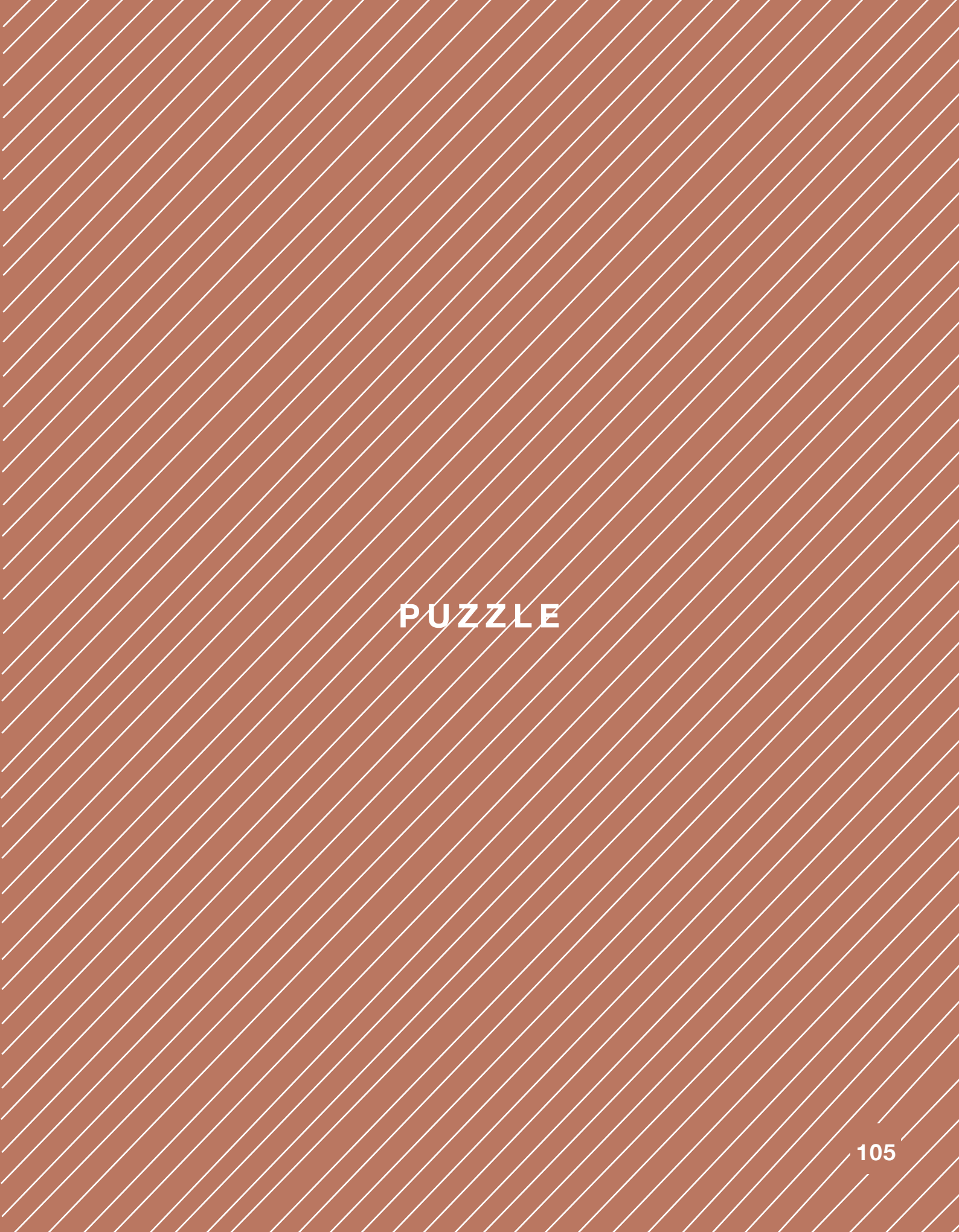
---

LAMPADE CHE SCOMPAIONO NEI NOSTRI SOFFITTI E NELLE NOSTRE PARETI LASCIANDO SPAZIO ALLA LUCE CON I SUOI GIOCHI E I SUOI CAPRICCI DANDO FORMA A SUGGESTIVI GIOCHI DI LUCE.

LIGHT FITTINGS THAT DISAPPEAR IN OUR CEILINGS AND IN OUR WALLS AND GIVE SPACE TO A LIGHT THAT WITH ITS PLAYS AND WHIMS, GIVES SHAPE TO CHARMING LIGHTING EFFECTS.







PUZZLE



PUZZLE  
STUDIO  
ITALIA  
DESIGN




---

## PUZZLE

---











# PUZZLE

MODELLO | MODEL LAMPADINA | LAMP MONTATURA | FRAME DIFFUSORE | DIFFUSER CODICE | CODE

## Puzzle Square Wall & Ceiling | Parete & Plafoniera

<p>[AP3-PL3] [AP7-PL7]</p>	<p>AP7-PL7 2700K 18W   1500 lm LED 210-250V CRI 90 MacAdam 3-Step</p>	<p>o/or</p> <p>bianco opaco 9016 matt white 9016</p>	<p>no none</p>	146008		
	<p>AP3-PL3 3000K 18W   1600 lm LED 210-250V CRI 90 MacAdam 3-Step</p> <p>LED incluso   LED included</p>			<p>Metallo   Metal</p>	146004	
<p>0,5 m<sup>3</sup> CE Energy saving PG IP20 DIM TRIAC</p>		<p>Peso netto: 1,16 Kg Weight net:</p>	<p><b>Confezione Packaging</b></p>	<p>Peso lordo: 1,3 Kg Weight gross:</p>	<p>n. Colli: 1 n. Pack:</p>	<p>Volume m<sup>3</sup>: 0,012 Volume m<sup>3</sup>:</p>

## Puzzle Double Square Wall & Ceiling | Parete & Plafoniera

<p>[AP2-PL2] [AP6-PL6]</p>	<p>AP6-PL6 2700K 2x18W   3000 lm LED 210-250V CRI 90 MacAdam 3-Step</p>	<p>o/or</p> <p>bianco opaco 9016 matt white 9016</p>	<p>no none</p>	146007		
	<p>AP2-PL2 3000K 2x18W   3200 lm LED 210-250V CRI 90 MacAdam 3-Step</p> <p>LED incluso   LED included</p>			<p>Metallo   Metal</p>	146003	
<p>0,5 m<sup>3</sup> CE Energy saving PG IP20 DIM TRIAC</p>		<p>Peso netto: 2 Kg Weight net:</p>	<p><b>Confezione Packaging</b></p>	<p>Peso lordo: 2,8 Kg Weight gross:</p>	<p>n. Colli: 1 n. Pack:</p>	<p>Volume m<sup>3</sup>: 0,014 Volume m<sup>3</sup>:</p>

## Puzzle Square & Rectangle Wall & Ceiling | Parete & Plafoniera

<p>[AP1-PL1] [AP5-PL5]</p>	<p>AP5-PL5 2700K 2x18W   3000 lm LED 210-250V CRI 90 MacAdam 3-Step</p>	<p>o/or</p> <p>bianco opaco 9016 matt white 9016</p>	<p>no none</p>	146006		
	<p>AP1-PL1 3000K 2x18W   3200 lm LED 210-250V CRI 90 MacAdam 3-Step</p> <p>LED incluso   LED included</p>			<p>Metallo   Metal</p>	146002	
<p>0,5 m<sup>3</sup> CE Energy saving PG IP20 DIM TRIAC</p>		<p>Peso netto: 2,85 Kg Weight net:</p>	<p><b>Confezione Packaging</b></p>	<p>Peso lordo: 4,8 Kg Weight gross:</p>	<p>n. Colli: 1 n. Pack:</p>	<p>Volume m<sup>3</sup>: 0,020 Volume m<sup>3</sup>:</p>

## Puzzle Double Rectangle Wall & Ceiling | Parete & Plafoniera

<p>[AP-PL] [AP4-PL4]</p>	<p>AP4-PL4 2700K 2x18W   3000 lm LED 210-250V CRI 90 MacAdam 3-Step</p>	<p>o/or</p> <p>bianco opaco 9016 matt white 9016</p>	<p>no none</p>	146005		
	<p>AP-PL 3000K 2x18W   3200 lm LED 210-250V CRI 90 MacAdam 3-Step</p> <p>LED incluso   LED included</p>			<p>Metallo   Metal</p>	146001	
<p>0,5 m<sup>3</sup> CE Energy saving PG IP20 DIM TRIAC</p>		<p>Peso netto: 3,69 Kg Weight net:</p>	<p><b>Confezione Packaging</b></p>	<p>Peso lordo: 5,7 Kg Weight gross:</p>	<p>n. Colli: 1 n. Pack:</p>	<p>Volume m<sup>3</sup>: 0,026 Volume m<sup>3</sup>:</p>

Note | Notes: LED con alimentazione diretta a tensione di rete (non necessita di driver LED). Dimmerabile con variatore a taglio di fase.  
LED with direct power supply to the AC line voltage (LED driver not required). Dimmable with phase cut dimming.

# PUZZLE

MODELLO | MODEL LAMPADINA | LAMP MONTATURA | FRAME DIFFUSORE | DIFFUSER CODICE | CODE



## Puzzle Medium Suspension | Sospensione

<p>[SO1-SO2]</p>	<p>SO1 2700K 2x18W   3000 lm LED 210-250V CRI 90 MacAdam 3-Step</p>	<p>o/or</p> <p>bianco opaco 9016 matt white 9016</p>	<p>no none</p>	146016		
	<p>SO2 3000K 2x18W   3200 lm LED 210-250V CRI 90 MacAdam 3-Step</p> <p>LED incluso   LED included</p>			<p>Metallo   Metal</p>	146017	
<p>0,5 m<sup>3</sup> CE Energy saving PG IP20 DIM TRIAC</p>		<p>Peso netto: 4,6 Kg Weight net:</p>	<p><b>Confezione Packaging</b></p>	<p>Peso lordo: 5,8 Kg Weight gross:</p>	<p>n. Colli: 1 n. Pack:</p>	<p>Volume m<sup>3</sup>: 0,026 Volume m<sup>3</sup>:</p>

## Puzzle Large Suspension | Sospensione

<p>[SO3-SO4]</p>	<p>SO3 2700K 4x18W   6000 lm LED 210-250V CRI 90 MacAdam 3-Step</p>	<p>o/or</p> <p>bianco opaco 9016 matt white 9016</p>	<p>no none</p>	146018		
	<p>SO4 3000K 4x18W   6400 lm LED 210-250V CRI 90 MacAdam 3-Step</p> <p>LED incluso   LED included</p>			<p>Metallo   Metal</p>	146019	
<p>0,5 m<sup>3</sup> CE Energy saving PG IP20 DIM TRIAC</p>		<p>Peso netto: 7 Kg Weight net:</p>	<p><b>Confezione Packaging</b></p>	<p>Peso lordo: 9 Kg Weight gross:</p>	<p>n. Colli: 1 n. Pack:</p>	<p>Volume m<sup>3</sup>: 0,046 Volume m<sup>3</sup>:</p>

Note | Notes: LED con alimentazione diretta a tensione di rete (non necessita di driver LED). Dimmerabile con variatore a taglio di fase.  
LED with direct power supply to the AC line voltage (LED driver not required). Dimmable with phase cut dimming.



---

## PUZZLE TWIST


design: Studio Italia Design 2014

LAMPADE CHE SCOMPAIONO NEI NOSTRI SOFFITTI E NELLE NOSTRE PARETI LASCIANDO SPAZIO ALLA LUCE CON I SUOI GIOCHI E I SUOI CAPRICCI DANDO FORMA A SUGGESTIVI GIOCHI DI LUCE.

LIGHT FITTINGS THAT DISAPPEAR IN OUR CEILINGS AND IN OUR WALLS AND GIVE SPACE TO A LIGHT THAT WITH ITS PLAYS AND WHIMS, GIVES SHAPE TO CHARMING LIGHTING EFFECTS.







PUZZLE  
TWIST  
STUDIO  
ITALIA  
DESIGN





# PUZZLE TWIST

MODELLO | MODEL LAMPADINA | LAMP MONTATURA | FRAME DIFFUSORE | DIFFUSER CODICE | CODE

## Puzzle Twist Wall | Parete

<p>[AP-API]</p>	<p>AP 2700K 18W   1500 lm <b>LED</b> 210-250V CRI 90 MacAdam 3-Step</p>	<p>bianco opaco 9016 matt white 9016</p>	<p>no none</p>	146009
	<p>o/or</p> <p>API 3000K 18W   1600 lm <b>LED</b> 210-250V CRI 90 MacAdam 3-Step</p> <p>LED incluso   LED included</p>			146010
<p>Peso netto: 0,88 Kg <b>Confezione Packaging</b> Peso lordo: 1,3 Kg n. Colli: 1 n. Pack: 1 Volume m³: 0,012</p> <p>Weight net: 0,88 Kg Weight gross: 1,3 Kg n. Pack: 1 n. Pack: 1 Volume m³: 0,012</p>				

## Puzzle Twist Ceiling | Plafoniera



<p>[PL-PL1]</p>	<p>PL 2700K 2x18W   3000 lm <b>LED</b> 210-250V CRI 90 MacAdam 3-Step</p>	<p>bianco opaco 9016 matt white 9016</p>	<p>no none</p>	146011
	<p>o/or</p> <p>PL1 3000K 2x18W   3200 lm <b>LED</b> 210-250V CRI 90 MacAdam 3-Step</p> <p>LED incluso   LED included</p>			146012
<p>Peso netto: 2,47 Kg <b>Confezione Packaging</b> Peso lordo: 3,3 Kg n. Colli: 1 n. Pack: 1 Volume m³: 0,031</p> <p>Weight net: 2,47 Kg Weight gross: 3,3 Kg n. Pack: 1 n. Pack: 1 Volume m³: 0,031</p>				

## Puzzle Twist Floor | Terra

<p>[LT-LT1]</p>	<p>LT 2700K 2x18W   3000 lm <b>LED</b> 210-250V CRI 90 MacAdam 3-Step</p>	<p>bianco opaco 9016 matt white 9016</p>	<p>no none</p>	146014
	<p>o/or</p> <p>LTI 3000K 2x18W   3200 lm <b>LED</b> 210-250V CRI 90 MacAdam 3-Step</p> <p>LED incluso   LED included</p>			146015
<p>Peso netto: 7,5 Kg <b>Confezione Packaging</b> Peso lordo: 1,5 Kg n. Colli: 1 n. Pack: 1 Volume m³: 0,336</p> <p>Weight net: 7,5 Kg Weight gross: 1,5 Kg n. Pack: 1 n. Pack: 1 Volume m³: 0,336</p>				

THE  
LIGHTING  
MAKERS  
2016

Note | Notes: LED con alimentazione diretta a tensione di rete (non necessita di driver LED). Dimmerabile con variatore a taglio di fase.  
LED with direct power supply to the AC line voltage (LED driver not required). Dimmable with phase cut dimming.



---

## PUZZLE ROUND

---

design: Studio Italia Design 2016

---

PER CHI PREDILIGE LE FORME MORBIDE ABBIAMO RICREATO LA NOSTRA PUZZLE SENZA SPIGOLI, ESALTANDOLA CON LA POSSIBILITÀ DI GIOCARE CON GLI EFFETTI LUMINOSI.

FOR THOSE WHO PREFER ROUND SHAPES, WE HAVE RECREATED OUR BESTSELLING PUZZLE RANGE WITHOUT SHARP EDGES, IMPROVING THE NUMERABLE LIGHTING EFFECTS THAT CAN BE CREATED.






PUZZLE  
ROUND  
STUDIO  
ITALIA  
DESIGN















# PUZZLE ROUND

MODELLO | MODEL

LAMPADINA | LAMP

MONTATURA | FRAME

DIFFUSORE | DIFFUSER

CODICE | CODE

## Puzzle Single Round Wall | Parete




<p>[AP-API]</p>	<p>AP 2700K 18W   1500 lm 210-250V CRI 90 MacAdam 3-Step</p> <p>LED</p>	<p>bianco opaco 9016 matt white 9016</p> <p>bronzo ramato coppery bronze</p>	<p>no none</p>	159001		
	<p>o/or</p> <p>API 3000K 18W   1600 lm 210-250V CRI 90 MacAdam 3-Step</p> <p>LED</p> <p>LED incluso   LED included</p>	<p>bianco opaco 9016 matt white 9016</p> <p>bronzo ramato coppery bronze</p> <p>Metallo   Metal</p>		159002	159005	
<p>0,5 m   CE   Energy saving   PC   IP 20   DIM TRIAC</p>		<p>Peso netto: 0.6 Kg Weight net:</p>	<p><b>Confezione Packaging</b></p>	<p>Peso lordo: - Kg Weight gross:</p>	<p>n. Colli: 1 n. Pack:</p>	<p>Volume m<sup>3</sup>: - Volume m<sup>3</sup>:</p>

## Puzzle Double Round Wall & Ceiling | Parete & Plafoniera

<p>[AP2-PL2] [AP3-PL3]</p>	<p>AP2-PL2 2700K 2x18W   3000 lm 210-250V CRI 90 MacAdam 3-Step</p> <p>LED</p>	<p>bianco opaco 9016 matt white 9016</p> <p>bronzo ramato coppery bronze</p>	<p>no none</p>	159003		
	<p>o/or</p> <p>AP3-PL3 3000K 2x18W   3200 lm 210-250V CRI 90 MacAdam 3-Step</p> <p>LED</p> <p>LED incluso   LED included</p>	<p>bianco opaco 9016 matt white 9016</p> <p>bronzo ramato coppery bronze</p> <p>Metallo   Metal</p>		159004	159006	
<p>0,5 m   CE   Energy saving   PC   IP 20   DIM TRIAC</p>		<p>Peso netto: 1.1 Kg Weight net:</p>	<p><b>Confezione Packaging</b></p>	<p>Peso lordo: - Kg Weight gross:</p>	<p>n. Colli: 1 n. Pack:</p>	<p>Volume m<sup>3</sup>: - Volume m<sup>3</sup>:</p>

Note | Notes: LED con alimentazione diretta a tensione di rete (non necessita di driver LED). Dimmerabile con varialuce a taglio di fase.  
LED with direct power supply to the AC line voltage (LED driver not required). Dimmable with phase cut dimming.





---




## LASER CUBE

design: Studio Italia Design 2004/2015

E' UN CUBO IN METALLO CON L'ANIMA A LED CHE SPRIGIONA LUCE. E' IDEALE PER QUALSIASI TIPO DI AMBIENTE.

IS A METALLIC CUBE WITH A LED SOUL WHICH SPREADS IT'S LIGHT. IT IS IDEAL FOR ANY TYPE OF ENVIRONMENT.







# LASER

MODELLO | MODEL      LAMPADINA | LAMP      MONTATURA | FRAME      DIFFUSORE | DIFFUSER      CODICE | CODE

## Laser 10x6 Led Wall | Parete



<p>[AP8-AP10]</p>	<p>AP10 2700K 12W   800 lm 210-250V CRI 90 MacAdam 3-Step</p> <p><b>LED</b></p>	<p>bianco opaco 9010 matt white 9010</p>	<p>no none</p>	036027
	<p>o/or</p> <p>AP8 3000K 12W   850 lm 210-250V CRI 90 MacAdam 3-Step</p> <p><b>LED</b></p>	<p>bronzo ramato coppery bronze</p>		036028
	<p>LED incluso   LED included</p>	<p>bianco opaco 9010 matt white 9010</p>		036023
	<p>LED incluso   LED included</p>	<p>bronzo ramato coppery bronze</p> <p>Metallo   Metal</p>		036024
<p>0,5 m<sup>3</sup>   CE   Energy saving   IP 30   DIM TRIAC</p>		<p>Peso netto: 0,5 Kg    <b>Confezione Packaging</b></p>	<p>Peso lordo: 1 Kg    n. Colli: 1    n. Pack: 1</p>	<p>Volume m<sup>3</sup>: 0,002</p>

## Laser 10x10 Led Wall | Parete

<p>[AP9-AP11]</p>	<p>AP11 2700K 18W   1500 lm 210-250V CRI 90 MacAdam 3-Step</p> <p><b>LED</b></p>	<p>bianco opaco 9010 matt white 9010</p>	<p>no none</p>	036029
	<p>o/or</p> <p>AP9 3000K 18W   1600 lm 210-250V CRI 90 MacAdam 3-Step</p> <p><b>LED</b></p>	<p>bronzo ramato coppery bronze</p>		036030
	<p>LED incluso   LED included</p>	<p>bianco opaco 9010 matt white 9010</p>		036025
	<p>LED incluso   LED included</p>	<p>bronzo ramato coppery bronze</p> <p>Metallo   Metal</p>		036026
<p>0,5 m<sup>3</sup>   CE   Energy saving   IP 30   DIM TRIAC</p>		<p>Peso netto: 0,6 Kg    <b>Confezione Packaging</b></p>	<p>Peso lordo: 1,1 Kg    n. Colli: 1    n. Pack: 1</p>	<p>Volume m<sup>3</sup>: 0,002</p>

THE  
LIGHTING  
MAKERS  
2016

Note | Notes: LED con alimentazione diretta a tensione di rete (non necessita di driver LED). Dimmerabile con varialuce a taglio di fase.  
LED with direct power supply to the AC line voltage (LED driver not required). Dimmable with phase cut dimming.



---

## NOSTALGIA


design: Dima Loginoff 2015

FORMA RETRO' CHE SI FONDE CON L'ATTUALITA', SI UNISCONO COSI' LA MAESTRIA NELL' ARTE DEL VETRO CON LA PIU' AVANZATA TECNOLOGIA LED PERMETTENDO COMPOSIZIONI AMPIE ED ARMONIOSE PER ILLUMINARE DAL TAVOLO DA PRANZO ALLA LUSSUOSA HALL DI UN GRANDE ALBERGO. STRABILIANTE NELLE FINITURE PREZIOSE....

A RETRO SHAPE WHICH BLENDS WITH MODERN LINES, IN THIS WAY THE EXPERTISE OF BLOWN GLASS PRODUCTION AND THE MOST ADVANCED LED TECHNOLOGY GET TOGETHER ALLOWING AMPLE AND BALANCED COMPOSITIONS TO LIGHT UP ANYTHING FROM A DINNER TABLE TO THE LUXURY OF A HOTEL ATRIUM WITH BREATHTAKING PRECIOUS FINISHES.







NOSTALGIA


















NO-  
STAL-  
GIA  
ROSE  
GOLD










THE  
LIGHTING  
MAKERS  
2016










NOSTALGIA





NO-  
STAL-  
GIA  
GOLD









# NOSTALGIA











NO-  
STAL-  
GIA  
CHRO-  
ME











NO-  
STAL-  
GIA  
CRYS-  
TAL









THE  
LIGHTING  
MAKERS  
2016



# NOSTALGIA composition

## Nostalgia example of composition

[Ex: 1] Single Radial Suspension   Sospensione Singola Decentrata				
codice   code	154003		154013	
[Ex: 2] Double Opposed Suspensions   Sospensioni Contrapposte				
codice   code	154002	154008	130009	154026
[Ex: 3] Cluster Rectangular 7 Lights Composition   Composizione 7 Rettangolare Luci				
codice   code	154003	154008	154010	154019
[Ex: 4] Short Track with 4 Lights   Binario Lineare Multiplo Corto 4 Luci				
codice   code	154009	154010		154029

Note | Notes: .....

# NOSTALGIA

MODELLO | MODEL      LAMPADINA | LAMP      MONTATURA | FRAME      DIFFUSORE | DIFFUSER      CODICE | CODE

## Nostalgia Glass Small Suspension | Sospensione

[SO1]		<b>LED</b> 2700K 12W   800 lm 210-250V CRI 90 MacAdam 3-Step	cromo chrome	cristallo crystal cromo chrome oro gold oro rosa rose gold	154001 154002 154003 154004
LED incluso   LED included Metallo   Metal		Peso netto: Weight net: 0,66 Kg	<b>Confezione Packaging</b>	Peso lordo: Weight gross: 1,28 Kg	n. Colli: n. Pack : 2
0,5 m CE Energy saving PG ip40 DIM TRIAC				Volume m <sup>3</sup> : 0,02	

## Nostalgia Glass Medium Suspension | Sospensione


[SO2]		<b>LED</b> 2700K 12W   800 lm 210-250V CRI 90 MacAdam 3-Step	cromo chrome	cristallo crystal cromo chrome oro gold oro rosa rose gold	154005 154006 154007 154008
LED incluso   LED included Metallo   Metal		Peso netto: Weight net: 0,75 Kg	<b>Confezione Packaging</b>	Peso lordo: Weight gross: 1,36 Kg	n. Colli: n. Pack : 2
0,5 m CE Energy saving PG ip40 DIM TRIAC				Volume m <sup>3</sup> : 0,027	

## Nostalgia Glass Large Suspension | Sospensione

[SO3]		<b>LED</b> 2700K 12W   800 lm 210-250V CRI 90 MacAdam 3-Step	cromo chrome	cristallo crystal cromo chrome oro gold oro rosa rose gold	154009 154010 154011 154012
LED incluso   LED included Metallo   Metal		Peso netto: Weight net: 1,02 Kg	<b>Confezione Packaging</b>	Peso lordo: Weight gross: 2,03 Kg	n. Colli: n. Pack : 2
0,5 m CE Energy saving PG ip40 DIM TRIAC				Volume m <sup>3</sup> : 0,035	

Le sospensioni devono essere installate sui **rosoni** presenti alle pagine 300-304  
 The pendants must be installed with one of the **canopy** options listed on page 300-304  
 Les suspensions doivent être installées sur les **patères** présentées dans les pages 300-304  
 Die Hängeleuchten sollen auf die **Rosetten** auf Seiten 300-304 montiert werden  
 Las lámparas de suspensión se deben instalar en los **rósetones** a pagina 300-304

Note | Notes: LED con alimentazione diretta a tensione di rete (non necessita di driver LED). Dimmerabile con varialuce a taglio di fase.  
 LED with direct power supply to the AC line voltage (LED driver not required). Dimmable with phase cut dimming.



---

## BLOW

design: Pio e Tito Toso 2005

UNA CALAMITA, INFINITI FASCI DI LUCE: BLOW E' UNA LAMPADA CHE SEMPRE COLPISCE. E' ADATTA PER OGNI AMBIENTE, LA LUCE DIRETTA ATTRAVERSA IL VETRO SOFFIATO CREANDO FORTI EMOZIONI.

A MAGNET, A HUGE NUMBER OF RAYS OF LIGHT: BLOW IS A LAMP THAT ALWAYS ATTRACTS ATTENTION, IT IS SUITABLE FOR ANY ENVIRONMENT, THE DIRECT LIGHT GOES THROUGH BLOWN GLASS TO CREATE STRONG EMOTIONS.





# BLOW

MODELLO | MODEL

LAMPADINA | LAMP

MONTATURA | FRAME

DIFFUSORE | DIFFUSER


CODICE | CODE

## Blow Table | Tavolo

<p>[TA]</p> <p>Ø cm 26 10.23"</p> <p>cm 41 16.14"</p> <p>Ø cm 10 3.93"</p>	<p>GU4 MR11 lx max 25W eco 12V</p> <p>Lampadine non incluse Bulbs not included</p>	<p>cromo chrome</p> <p>Metallo   Metal</p>	<p>crystallo crystal</p> <p>Vetro soffiato   Blown Glass</p>	<p>008003</p>		
<p>0,5 m</p> <p>CE</p> <p>PG</p> <p>IP40</p>		<p>Peso netto: Weight net: 4 Kg</p>	<p><b>Confezione Packaging</b></p>	<p>Peso lordo: Weight gross: 7 Kg</p>	<p>n. Colli: n. Pack: 1</p>	<p>Volume m³: Volume m³: 0,101</p>



Note | Notes: .....



---

## MILLO

design: Marta Sansoni 2016


---

LA LAMPADA IN TESSUTO DALLE FORME MORBIDE ED ORGANICHE CHE DIFFONDE LA LUCE DALLE NOSTRE PARETI E SOFFITTI, UN OGGETTO D'ARREDO CHE RENDE L'AMBIENTE ESCLUSIVO.

THIS FABRIC LAMP, SOFT AND ORGANIC, DIFFUSES LIGHT AROUND THE ROOM AND AT THE SAME TIME IT FINISHES THE ENVIRONMENT IT IS IN.







MILLO  
STUDIO  
ITALIA  
DESIGN

THE  
LIGHTING  
MAKERS  
2016

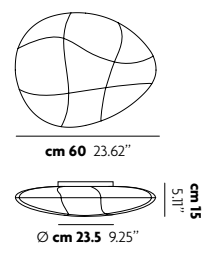
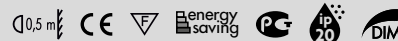




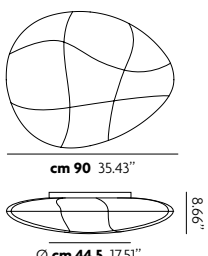



MODELLO | MODEL      LAMPADINA | LAMP      MONTATURA | FRAME      DIFFUSORE | DIFFUSER      CODICE | CODE

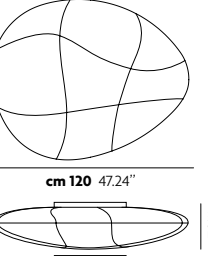

## Millo Small Wall & Ceiling | Parete & Plafoniera

<p>[AP1-PL1]</p> 	<p>E27 CFL 2x max 30W</p> <p>o/or</p> <p>E27 LED 2x max available</p> <p>Lampadine non include Bulbs not included</p>	<p>bianco opaco 9010 matt white 9010</p> <p>Metallo   Metal</p>	<p>bianco white</p> <p>Tessuto   Fabric</p>	<p>157001</p>
<p>  <span>Peso netto: 1.1 Kg</span>    <b>Confezione Packaging</b>    <span>Peso lordo: - Kg</span>    <span>n. Colli: 1</span>    <span>Volume m³: -</span>  <span>Weight net:</span>    <span>Weight gross:</span>    <span>n. Pack:</span>    <span>Volume m³:</span> </p>				

## Millo Medium Wall & Ceiling | Parete & Plafoniera

<p>[AP2-PL2]</p> 	<p>E27 CFL 4x max 30W</p> <p>o/or</p> <p>E27 LED 4x max available</p> <p>Lampadine non include Bulbs not included</p>	<p>bianco opaco 9010 matt white 9010</p> <p>Metallo   Metal</p>	<p>bianco white</p> <p>Tessuto   Fabric</p>	<p>157002</p>
<p>  <span>Peso netto: 2.25 Kg</span>    <b>Confezione Packaging</b>    <span>Peso lordo: - Kg</span>    <span>n. Colli: 1</span>    <span>Volume m³: -</span>  <span>Weight net:</span>    <span>Weight gross:</span>    <span>n. Pack:</span>    <span>Volume m³:</span> </p>				



## Millo Large Wall & Ceiling | Parete & Plafoniera

<p>[AP3-PL3]</p> 	<p>E27 CFL 4x max 30W</p> <p>o/or</p> <p>E27 LED 4x max available</p> <p>Lampadine non include Bulbs not included</p>	<p>bianco opaco 9010 matt white 9010</p> <p>Metallo   Metal</p>	<p>bianco white</p> <p>Tessuto   Fabric</p>	<p>157003</p>
<p>  <span>Peso netto: 2.7 Kg</span>    <b>Confezione Packaging</b>    <span>Peso lordo: - Kg</span>    <span>n. Colli: 1</span>    <span>Volume m³: -</span>  <span>Weight net:</span>    <span>Weight gross:</span>    <span>n. Pack:</span>    <span>Volume m³:</span> </p>				

THE  
LIGHTING  
MAKERS  
2016

Note | Notes: .....






## KELLY

design: Andrea Tosetto 2012/2013

IL TAGLIO LASER DA LIBERO SFOGO ALLA LUCE CREANDO GIOCHI DI LUCE ED OMBRE INTRIGANTI E PREZIOSI. CON IL SUO DESIGN SEMPLICE E SENZA TEMPO E' GIA' DIVENTATA UN MUST PER STUDIO ITALIA DESIGN.

THE LASER CUTTING ALLOWS FULL ACCESS TO THE LIGHT SOURCE CREATING INTRIGUING AND PRECIOUS LIGHT EFFECTS AND SHADES, WITH ITS SIMPLE AND TIMELESS DESIGN IT HAS ALREADY BECOME A MUST FOR STUDIO ITALIA DESIGN.




















---

**KELLY**

---











KELLY  
STUDIO  
ITALIA  
DESIGN





---

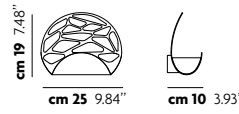
**KELLY**

---

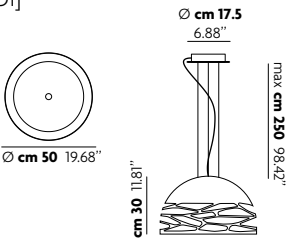


MODELLO | MODEL LAMPADINA | LAMP MONTATURA | FRAME DIFFUSORE | DIFFUSER CODICE | CODE

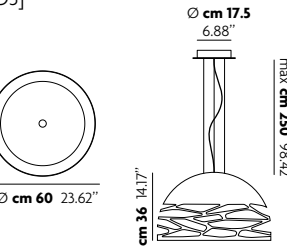
## Kelly Wall | Parete

<p>[AP]</p> 	<p>2700K 18W   1500 lm <b>LED</b> 210-250V CRI 90 MacAdam 3-Step</p> <p>LED incluso   LED included</p>	<p>bianco opaco 9010 matt white 9010</p> <p>bronzo ramato coppery bronze</p> <p>Metallo   Metal</p>	<p>no none</p>	<p>141011</p> <p>141012</p>
<p>0,5 m   CE   Energy saving   PG   IP 20   DIM TRIAC</p>		<p>Peso netto: 0,8 Kg <b>Confezione Packaging</b> Peso lordo: 1,3 Kg n. Colli: 1 n. Pack: 1 Volume m³: 0,017</p>		

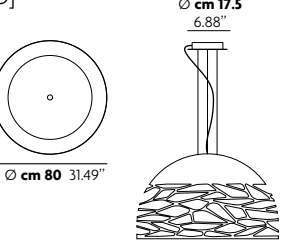
## Kelly Small Dome 50 Suspension | Sospensione

<p>[SO1]</p> 	<p>E27 Classic A60 3x max 46W eco</p> <p>o/or</p> <p>E27 CFL [compact] 3x max 23W [L max cm 12]</p> <p>o/or</p> <p>E27 LED 3x max available [L max cm 12]</p> <p>Lampadine non include Bulbs not included</p>	<p>bianco opaco 9010 matt white 9010</p> <p>bronzo ramato coppery bronze</p> <p>Metallo   Metal</p>	<p>bianco latte lucido glossy milk white</p> <p>Vetro   Glass</p>	<p>141002</p> <p>141009</p>
<p>0,5 m   CE   Energy saving   PG   IP 20   DIM</p>		<p>Peso netto: 6 Kg <b>Confezione Packaging</b> Peso lordo: 9 Kg n. Colli: 1 n. Pack: 1 Volume m³: 0,18</p>		

## Kelly Medium Dome 60 Suspension | Sospensione

<p>[SO5]</p> 	<p>E27 Classic A60 3x max 46W eco</p> <p>o/or</p> <p>E27 CFL [compact] 3x max 23W [L max cm 12]</p> <p>o/or</p> <p>E27 LED 3x max available [L max cm 12]</p> <p>Lampadine non include Bulbs not included</p>	<p>bianco opaco 9010 matt white 9010</p> <p>bronzo ramato coppery bronze</p> <p>Metallo   Metal</p>	<p>bianco latte lucido glossy milk white</p> <p>Vetro   Glass</p>	<p>141013</p> <p>141014</p>
<p>0,5 m   CE   Energy saving   PG   IP 20   DIM</p>		<p>Peso netto: 7,15 Kg <b>Confezione Packaging</b> Peso lordo: - Kg n. Colli: 1 n. Pack: 1 Volume m³: 0,28</p>		

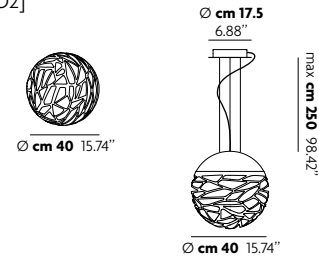
## Kelly Large Dome 80 Suspension | Sospensione

<p>[SO]</p> 	<p>E27 Classic A60 4x max 46W eco</p> <p>o/or</p> <p>E27 CFL [compact] 4x max 23W [L max cm 12]</p> <p>o/or</p> <p>E27 LED 4x max available [L max cm 12]</p> <p>Lampadine non include Bulbs not included</p>	<p>bianco opaco 9010 matt white 9010</p> <p>bronzo ramato coppery bronze</p> <p>Metallo   Metal</p>	<p>bianco latte lucido glossy milk white</p> <p>Vetro   Glass</p>	<p>141001</p> <p>141010</p>
<p>0,5 m   CE   Energy saving   PG   IP 20   DIM</p>		<p>Peso netto: 11 Kg <b>Confezione Packaging</b> Peso lordo: 17,5 Kg n. Colli: 1 n. Pack: 1 Volume m³: 0,53</p>		

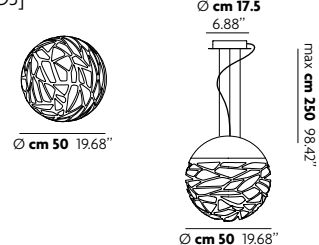
Note | Notes: **Kelly Wall** - LED con alimentazione diretta a tensione di rete (non necessita di driver LED). Dimmerabile con varialuce a taglio di fase.  
**Kelly Wall** - LED with direct power supply to the AC line voltage (LED driver not required). Dimmable with phase cut dimming.

MODELLO | MODEL LAMPADINA | LAMP MONTATURA | FRAME DIFFUSORE | DIFFUSER CODICE | CODE

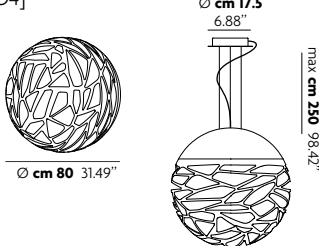
## Kelly Small Sphere 40 Suspension | Sospensione

<p>[SO2]</p> 	<p>E27 Classic A60 3x max 46W eco</p> <p>o/or</p> <p>E27 CFL [compact] 3x max 23W [L max cm 12]</p> <p>o/or</p> <p>E27 LED 3x max available [L max cm 12]</p> <p>Lampadine non include Bulbs not included</p>	<p>bianco opaco 9010 matt white 9010</p> <p>bronzo ramato coppery bronze</p> <p>Metallo   Metal</p>	<p>bianco latte lucido glossy milk white</p> <p>Vetro   Glass</p>	<p>141003</p> <p>141250</p>
<p>0,5 m   CE   Energy saving   PG   IP 40   DIM</p>		<p>Peso netto: 5,5 Kg <b>Confezione Packaging</b> Peso lordo: 8 Kg n. Colli: 2 n. Pack: 2 Volume m³: 0,164</p>		

## Kelly Medium Sphere 50 Suspension | Sospensione

<p>[SO3]</p> 	<p>E27 Classic A60 3x max 46W eco</p> <p>o/or</p> <p>E27 CFL [compact] 3x max 23W [L max cm 12]</p> <p>o/or</p> <p>E27 LED 3x max available [L max cm 12]</p> <p>Lampadine non include Bulbs not included</p>	<p>bianco opaco 9010 matt white 9010</p> <p>bronzo ramato coppery bronze</p> <p>Metallo   Metal</p>	<p>bianco latte lucido glossy milk white</p> <p>Vetro   Glass</p>	<p>141004</p> <p>141269</p>
<p>0,5 m   CE   Energy saving   PG   IP 40   DIM</p>		<p>Peso netto: 9 Kg <b>Confezione Packaging</b> Peso lordo: 13,5 Kg n. Colli: 2 n. Pack: 2 Volume m³: 0,285</p>		

## Kelly Large Sphere 80 Suspension | Sospensione

<p>[SO4]</p> 	<p>E27 Classic A60 4x max 46W eco</p> <p>o/or</p> <p>E27 CFL [compact] 4x max 23W [L max cm 12]</p> <p>o/or</p> <p>E27 LED 4x max available</p> <p>Lampadine non include Bulbs not included</p>	<p>bianco opaco 9010 matt white 9010</p> <p>bronzo ramato coppery bronze</p> <p>Metallo   Metal</p>	<p>bianco latte lucido glossy milk white</p> <p>Vetro   Glass</p>	<p>141005</p> <p>141270</p>
<p>0,5 m   CE   Energy saving   PG   IP 40   DIM</p>		<p>Peso netto: 15 Kg <b>Confezione Packaging</b> Peso lordo: 25 Kg n. Colli: 2 n. Pack: 2 Volume m³: 1,000</p>		

Note | Notes: .....



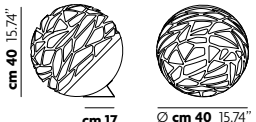
# KELLY

MODELLO | MODEL      LAMPADINA | LAMP      MONTATURA | FRAME      DIFFUSORE | DIFFUSER      CODICE | CODE

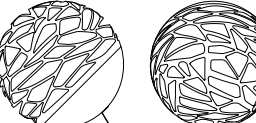
## Kelly Mini Sphere Standing | Appoggio

<p>[TA]</p>  <p>cm 18 7.08" cm 7 2.75" Ø cm 18 7.08"</p>	<p><b>LED</b></p> <p>2700K 12W   800 lm 210-250V CRI 90 MacAdam 3-Step</p> <p>LED incluso   LED included</p>	<p>bianco opaco 9010 matt white 9010</p> <p>bronzo ramato coppery bronze</p> <p>Metallo   Metal</p>	<p>bianco latte lucido glossy milk white</p> <p>Vetro   Glass</p>	<p>141006</p> <p>141015</p>
<p>0,5 m<sup>3</sup> CE energy saving PG IP40 DIM TRIAC DIMMER not included</p>		<p>Peso netto: 3 Kg Weight net:</p>	<p><b>Confezione Packaging</b></p> <p>Peso lordo: 5 Kg Weight gross:</p>	<p>n. Colli: 1 n. Pack : Volume m<sup>3</sup>: 0,027 Volume m<sup>3</sup>:</p>



## Kelly Small Sphere Standing | Appoggio

<p>[TA1]</p>  <p>cm 40 15.74" cm 17 6.69" Ø cm 40 15.74"</p>	<p>E27 Classic A60 3x max 46W eco</p> <p>o/or</p> <p>E27 CFL [compact] 3x max 23W [L max cm 12]</p> <p>o/or</p> <p>E27 LED 3x max available [L max cm 12]</p> <p>Lampadine non incluse Bulbs not included</p>	<p>bianco opaco 9010 matt white 9010</p> <p>Metallo   Metal</p>	<p>bianco latte lucido glossy milk white</p> <p>Vetro   Glass</p>	<p>141007</p>
<p>0,5 m<sup>3</sup> CE energy saving PG IP40 DIM TRIAC DIMMER not included</p>		<p>Peso netto: 6 Kg Weight net:</p>	<p><b>Confezione Packaging</b></p> <p>Peso lordo: 9 Kg Weight gross:</p>	<p>n. Colli: 2 n. Pack : Volume m<sup>3</sup>: 0,164 Volume m<sup>3</sup>:</p>

## Kelly Large Sphere Standing | Appoggio

<p>[TA2]</p>  <p>cm 80 31.49" cm 30.5 12" Ø cm 80 31.49"</p>	<p>E27 Classic A60 4x max 46W eco</p> <p>o/or</p> <p>E27 CFL [compact] 4x max 23W</p> <p>o/or</p> <p>E27 LED 4x max available</p> <p>Lampadine non incluse Bulbs not included</p>	<p>bianco opaco 9010 matt white 9010</p> <p>Metallo   Metal</p>	<p>bianco latte lucido glossy milk white</p> <p>Vetro   Glass</p>	<p>141008</p>
<p>0,5 m<sup>3</sup> CE energy saving PG IP40 DIM TRIAC DIMMER not included</p>		<p>Peso netto: 18 Kg Weight net:</p>	<p><b>Confezione Packaging</b></p> <p>Peso lordo: 30 Kg Weight gross:</p>	<p>n. Colli: 2 n. Pack : Volume m<sup>3</sup>: 1,000 Volume m<sup>3</sup>:</p>

THE  
LIGHTING  
MAKERS  
2016



## KELLY CLUSTER


design: Andrea Tosetto 2014

NATA DA KELLY QUESTA PICCOLA PALLINA INTAGLIATA EQUIPAGGIATA DALLA TECNOLOGIA LED PERMETTE DI CREARE DEI CLUSTER CAPACI DI SODDISFARE QUASIASI TIPO DI ESIGENZA CREANDO DELLE COMPOSIZIONI AFFASCINANTI E DI GRANDE PERSONALITA'.

AS AN OFFSHOOT TO KELLY, THIS SMALL SCULPTED SPHERE ENHANCED BY LED TECHNOLOGY, ALLOWS YOU TO CREATE CLUSTERS ABLE TO SATISFY THE MOST DEMANDING DESIGNS BY CREATING FASCINATING COMPOSITIONS FULL OF PERSONALITY.





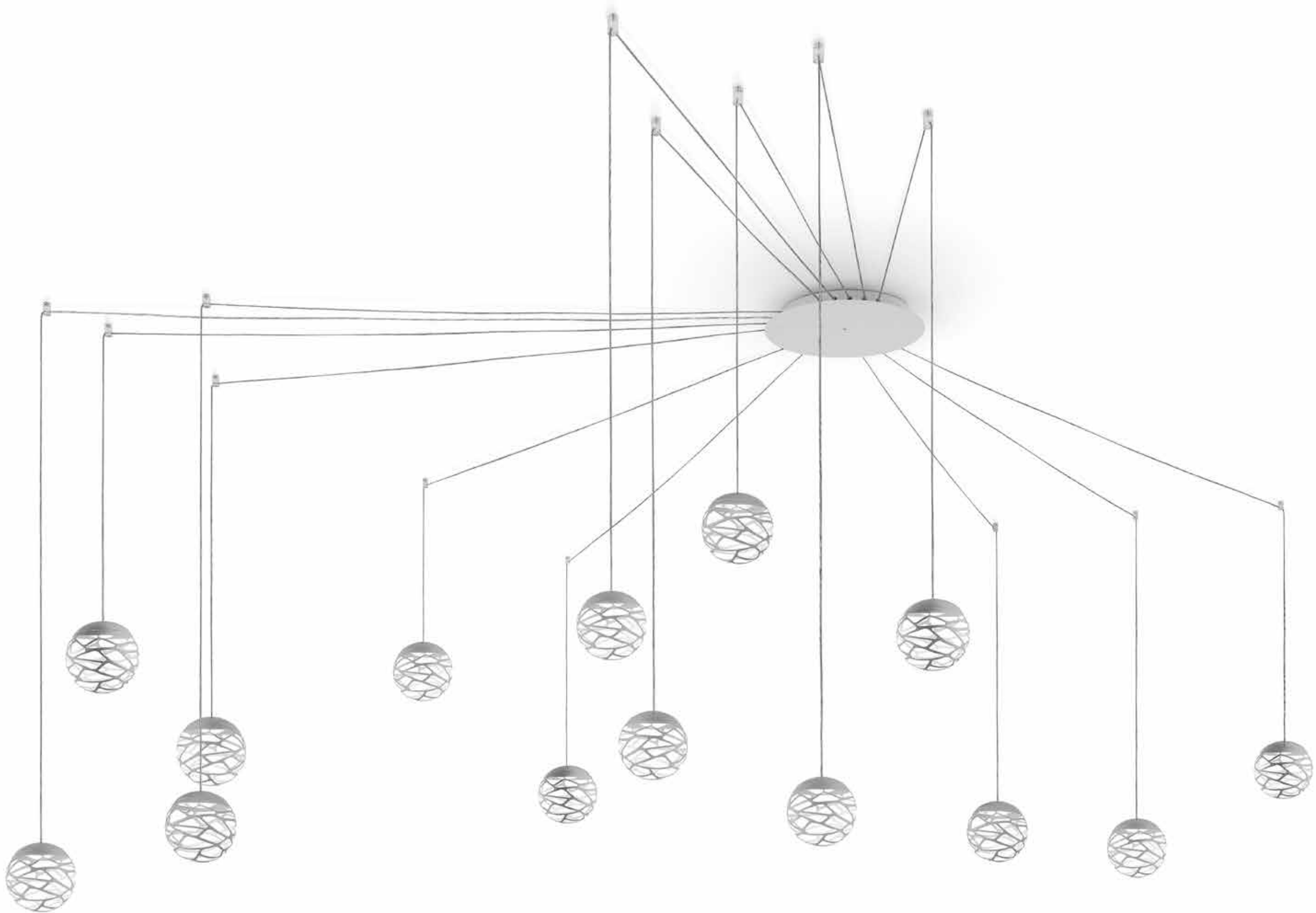




THE  
LIGHTING  
MAKERS  
2016











---

## KELLY CLUSTER

---



STUDIO  
ITALIA DESIGN  
LIGHTING MAKERS





# KELLY CLUSTER

## composition

### Kelly Cluster example of composition

[Ex: 1] Single Radial Suspension   Sospensione Singola Decentrata	
codice   code	147014 154024
[Ex: 2] Double Opposed Suspensions   Sospensioni Contrapposte	
codice   code	147013 130009 154026
[Ex: 3] Cluster 3 Lights Composition   Composizione 3 Luci	
codice   code	147013 147014 154014
[Ex: 4] Short Track with 4 Lights   Binario Lineare Multiplo Corto 4 Luci	
codice   code	147013 154029

Note | Notes: .....

# KELLY CLUSTER


MODELLO | MODEL LAMPADINA | LAMP MONTATURA | FRAME DIFFUSORE | DIFFUSER CODICE | CODE

### Kelly Cluster Sphere Suspension | Sospensione

[SO]	<p> <b>LED</b>                  2700K                  12W   800 lm                  210-250V                  CRI 90                  MacAdam 3-Step             </p>	<p>bianco opaco 9010 matt white 9010</p> <p>brunzo ramato coppery bronze</p>	<p>bianco latte lucido glossy milk white</p>	<p>147013</p> <p>147014</p>
LED incluso   LED included	Metallo   Metal	Vetro   Glass		
	Peso netto: Weight net: 0,8 Kg	<b>Confezione Packaging</b>	Peso lordo: Weight gross: 1,4 Kg	n. Colli: n. Pack: 1
			Volume m <sup>3</sup> : Volume m <sup>3</sup> : 0,023	

Le sospensioni devono essere installate sui **rosoni** presenti alle pagine 300-304  
 The pendants must be installed with one of the **canopy** options listed on page 300-304  
 Les suspensions doivent être installées sur les **patères** présentées dans les pages 300-304  
 Die Hängeleuchten sollen auf die **Rosetten** auf Seiten 300-304 montiert werden  
 Las lámparas de suspensión se deben instalar en los **rosetones** a pagina 300-304

Note | Notes: LED con alimentazione diretta a tensione di rete (non necessita di driver LED). Dimmerabile con varialuce a taglio di fase.  
 LED with direct power supply to the AC line voltage (LED driver not required). Dimmable with phase cut dimming.



# GRACE

design: Andrea Tosetto 2013

IL DECORO ORGANICO VESTITO IN MODO ELEGANTE DA UN TESSUTO INNOVATIVO IL COCOON... RENDE GLI AMBIENTI IN CUI E' INSERITA CALDI ED ACCOGLIENTI SENZA RINUNCIARE AL DESIGN CURATO E DI CLASSE.

ORGANIC DECORATION SMARTLY DRESSED WITH AN INNOVATIVE TISSUE CALLED COCOON... GRACE MAKES THE ROOMS IT IS IN FEEL WARM AND WELCOMING WITHOUT GIVING UP AN ACCURATE AND CLASSY DESIGN.



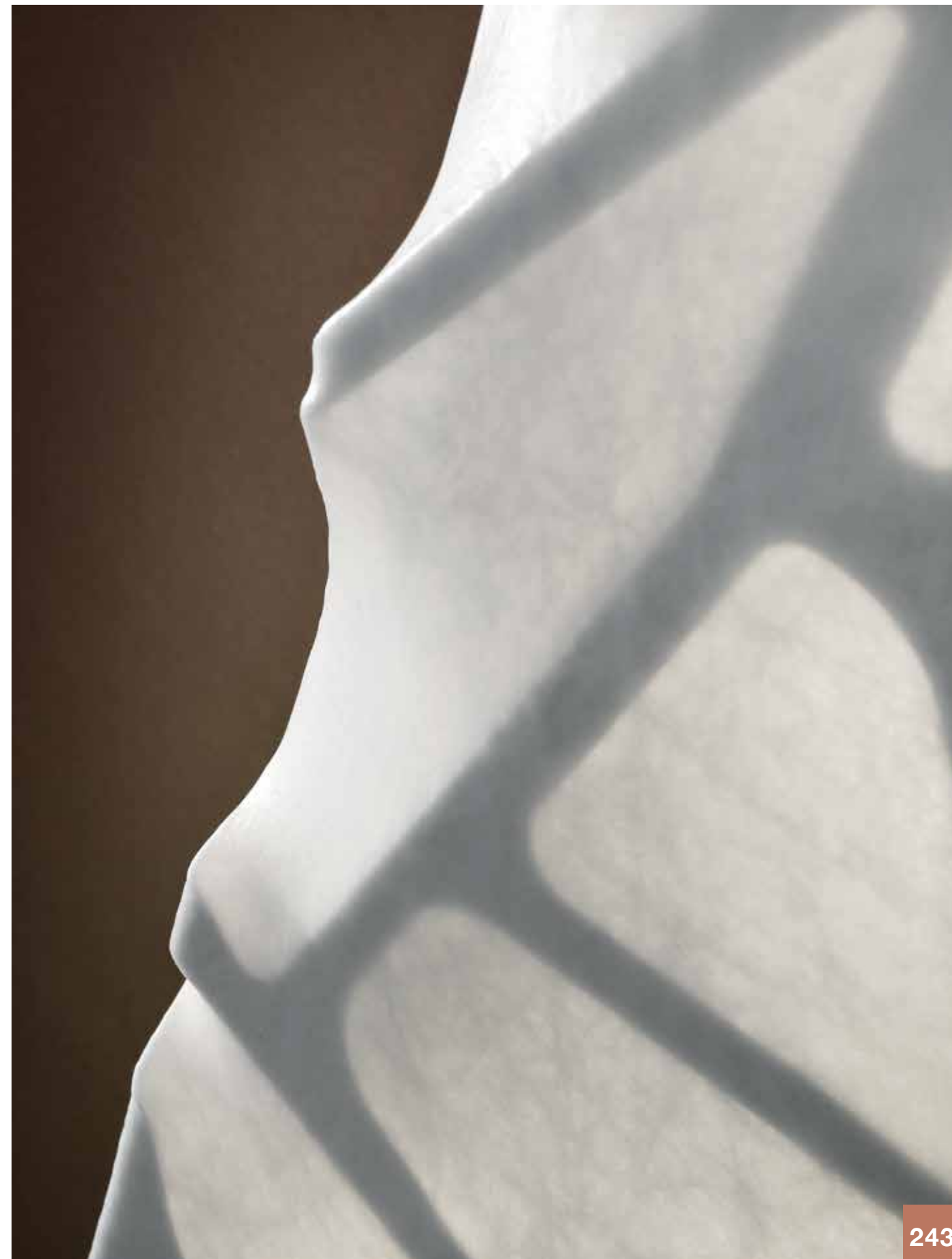









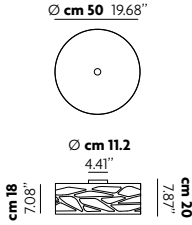




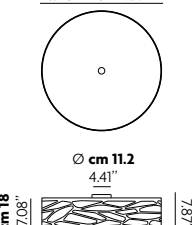
# GRACE

MODELLO | MODEL LAMPADINA | LAMP MONTATURA | FRAME DIFFUSORE | DIFFUSER CODICE | CODE

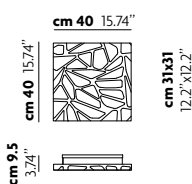
## Grace Medium Cylinder Ceiling | Plafoniera

<p>[PL1]</p> 	<p>E27 Classic A60 3x max 46W eco</p> <p>o/or</p> <p>E27 CFL [compact] 3x max 23W [L max cm 12]</p> <p>o/or</p> <p>E27 LED 3x max available [L max cm 12]</p> <p>Lampadine non incluse Bulbs not included</p>	<p>bianco opaco 9010 matt white 9010</p>	<p>cocoon cocoon</p>	<p>143003</p>	
<p>0,5 m<sup>3</sup> CE Energy saving P G IP 30 DIM</p>		<p>Peso netto: 6 Kg Weight net:</p>	<p>Peso lordo: 8.4 Kg Weight gross:</p>	<p>n. Colli: 1 n. Pack:</p>	<p>Volume m<sup>3</sup>: 0,126 Volume m<sup>3</sup>:</p>

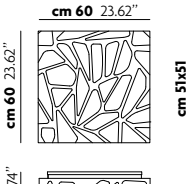
## Grace Large Cylinder Ceiling | Plafoniera

<p>[PL]</p> 	<p>E27 Classic A60 3x max 46W eco</p> <p>o/or</p> <p>E27 CFL 3x max 30W</p> <p>o/or</p> <p>E27 LED 3x max available</p> <p>Lampadine non incluse Bulbs not included</p>	<p>bianco opaco 9010 matt white 9010</p>	<p>cocoon cocoon</p>	<p>143002</p>	
<p>0,5 m<sup>3</sup> CE Energy saving P G IP 30 DIM</p>		<p>Peso netto: 9 Kg Weight net:</p>	<p>Peso lordo: 14 Kg Weight gross:</p>	<p>n. Colli: 1 n. Pack:</p>	<p>Volume m<sup>3</sup>: 0,250 Volume m<sup>3</sup>:</p>

## Grace Medium Square Wall & Ceiling | Parete & Plafoniera

<p>[AP3-PL3]</p> 	<p>E27 CFL [compact] 4x max 23W [L max cm 12]</p> <p>o/or</p> <p>E27 LED 4x max available [L max cm 12]</p> <p>Lampadine non incluse Bulbs not included</p>	<p>bianco opaco 9010 matt white 9010</p>	<p>cocoon cocoon</p>	<p>143012</p>	
<p>0,5 m<sup>3</sup> CE Energy saving P G IP 30 DIM</p>		<p>Peso netto: 4 Kg Weight net:</p>	<p>Peso lordo: 5 Kg Weight gross:</p>	<p>n. Colli: 1 n. Pack:</p>	<p>Volume m<sup>3</sup>: 0,055 Volume m<sup>3</sup>:</p>

## Grace Large Square Wall & Ceiling | Parete & Plafoniera

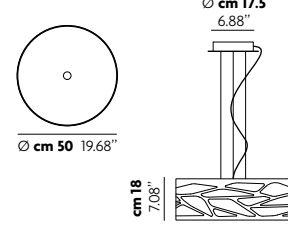
<p>[AP2-PL2]</p> 	<p>E27 CFL [compact] 4x max 23W [L max cm 12]</p> <p>o/or</p> <p>E27 LED 4x max available [L max cm 12]</p> <p>Lampadine non incluse Bulbs not included</p>	<p>bianco opaco 9010 matt white 9010</p>	<p>cocoon cocoon</p>	<p>143011</p>	
<p>0,5 m<sup>3</sup> CE Energy saving P G IP 30 DIM</p>		<p>Peso netto: 7 Kg Weight net:</p>	<p>Peso lordo: 9,5 Kg Weight gross:</p>	<p>n. Colli: 1 n. Pack:</p>	<p>Volume m<sup>3</sup>: 0,115 Volume m<sup>3</sup>:</p>

Note | Notes: .....

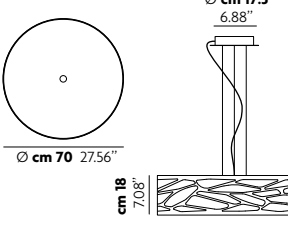
# GRACE

MODELLO | MODEL LAMPADINA | LAMP MONTATURA | FRAME DIFFUSORE | DIFFUSER CODICE | CODE

## Grace Medium Cylinder Suspension | Sospensione





<p>[SO1]</p> 	<p>E27 Classic A60 3x max 46W eco</p> <p>o/or</p> <p>E27 CFL [compact] 3x max 23W [L max cm 12]</p> <p>o/or</p> <p>E27 LED 3x max available [L max cm 12]</p> <p>Lampadine non incluse Bulbs not included</p>	<p>bianco opaco 9010 matt white 9010</p>	<p>cocoon cocoon</p>	<p>143005</p>	
<p>0,5 m<sup>3</sup> CE Energy saving P G IP 30 DIM</p>		<p>Peso netto: 7,1 Kg Weight net:</p>	<p>Peso lordo: 9,1 Kg Weight gross:</p>	<p>n. Colli: 1 n. Pack:</p>	<p>Volume m<sup>3</sup>: 0,126 Volume m<sup>3</sup>:</p>

## Grace Large Cylinder Suspension | Sospensione

<p>[SO]</p> 	<p>E27 Classic A60 3x max 46W eco</p> <p>o/or</p> <p>E27 CFL 3x max 30W</p> <p>o/or</p> <p>E27 LED 3x max available</p> <p>Lampadine non incluse Bulbs not included</p>	<p>bianco opaco 9010 matt white 9010</p>	<p>cocoon cocoon</p>	<p>143004</p>	
<p>0,5 m<sup>3</sup> CE Energy saving P G IP 30 DIM</p>		<p>Peso netto: 10,2 Kg Weight net:</p>	<p>Peso lordo: 15 Kg Weight gross:</p>	<p>n. Colli: 1 n. Pack:</p>	<p>Volume m<sup>3</sup>: 0,250 Volume m<sup>3</sup>:</p>

Note | Notes: .....





---

## BEETLE


design: Studio Italia Design 2014

---

UNA SINTESI GEOMETRICA TRA MATERIALI DUREVOLI E SORGENTI LUMINOSE MODERNE. RACCHIUDE IN SE' LA LUCE ALLO STATO PURO E LA DIFFONDE IN OGNI AMBIENTE.

A GEOMETRIC FUSION BETWEEN LONG LASTING MATERIALS AND MODERN SOURCES OF LIGHT WHICH HOLDS WITHIN LIGHT IN IT'S PURE STATE AND SHEDS IT IN ANY ENVIRONMENT.







---

## BEETLE

---



---

**BEETLE**

---

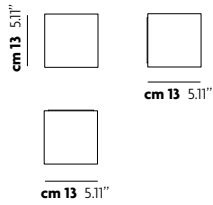




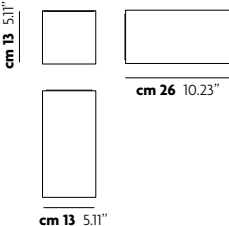
# BEETLE

MODELLO | MODEL LAMPADINA | LAMP MONTATURA | FRAME DIFFUSORE | DIFFUSER CODICE | CODE

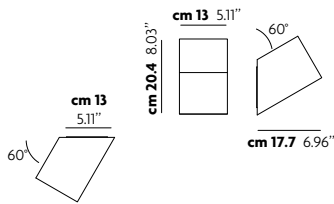
## Beetle Mini Cube Wall & Ceiling | Parete & Plafoniera

<p>[AP-PL]</p> 	<p><b>LED</b></p> <p>3000K 18W   1600 lm 210-250V CRI 90 MacAdam 3-Step</p>	<p>bianco opaco 9010 matt white 9010</p>	<p>bianco/trasparente rigato white/clear ribbed</p> <p>bianco white</p>	<p>145001</p> <p>145009</p>
<p>LED incluso   LED included</p>		<p>Metallo   Metal</p>	<p>Polycarbonato   Polycarbonate</p>	<p>Peso netto: 0,64 Kg Weight net: 0,64 Kg</p> <p><b>Confezione Packaging</b></p> <p>Peso lordo: 1,1 Kg Weight gross: 1,1 Kg</p> <p>n. Colli: 2 n. Pack: 2</p> <p>Volume m<sup>3</sup>: 0,009 Volume m<sup>3</sup>: 0,009</p>

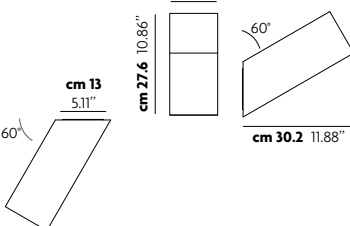
## Beetle Medium Cube Wall & Ceiling | Parete & Plafoniera

<p>[AP1-PL1]</p> 	<p><b>LED</b></p> <p>3000K 18W   1600 lm 210-250V CRI 90 MacAdam 3-Step</p>	<p>bianco opaco 9010 matt white 9010</p>	<p>bianco/trasparente rigato white/clear ribbed</p>	<p>145002</p>
<p>LED incluso   LED included</p>		<p>Metallo   Metal</p>	<p>Polycarbonato   Polycarbonate</p>	<p>Peso netto: 0,67 Kg Weight net: 0,67 Kg</p> <p><b>Confezione Packaging</b></p> <p>Peso lordo: 1,6 Kg Weight gross: 1,6 Kg</p> <p>n. Colli: 2 n. Pack: 2</p> <p>Volume m<sup>3</sup>: 0,017 Volume m<sup>3</sup>: 0,017</p>

## Beetle Mini 60° Cube Wall & Ceiling | Parete & Plafoniera

<p>[AP2-PL2]</p> 	<p><b>LED</b></p> <p>3000K 18W   1600 lm 210-250V CRI 90 MacAdam 3-Step</p>	<p>bianco opaco 9010 matt white 9010</p>	<p>bianco/trasparente rigato white/clear ribbed</p>	<p>145003</p>
<p>LED incluso   LED included</p>		<p>Metallo   Metal</p>	<p>Polycarbonato   Polycarbonate</p>	<p>Peso netto: 0,88 Kg Weight net: 0,88 Kg</p> <p><b>Confezione Packaging</b></p> <p>Peso lordo: 1 Kg Weight gross: 1 Kg</p> <p>n. Colli: 2 n. Pack: 2</p> <p>Volume m<sup>3</sup>: 0,009 Volume m<sup>3</sup>: 0,009</p>

## Beetle Medium 60° Cube Wall & Ceiling | Parete & Plafoniera

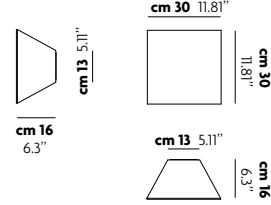
<p>[AP3-PL3]</p> 	<p><b>LED</b></p> <p>3000K 18W   1600 lm 210-250V CRI 90 MacAdam 3-Step</p>	<p>bianco opaco 9010 matt white 9010</p>	<p>bianco/trasparente rigato white/clear ribbed</p>	<p>145004</p>
<p>LED incluso   LED included</p>		<p>Metallo   Metal</p>	<p>Polycarbonato   Polycarbonate</p>	<p>Peso netto: 0,97 Kg Weight net: 0,97 Kg</p> <p><b>Confezione Packaging</b></p> <p>Peso lordo: 1,48 Kg Weight gross: 1,48 Kg</p> <p>n. Colli: 2 n. Pack: 2</p> <p>Volume m<sup>3</sup>: 0,020 Volume m<sup>3</sup>: 0,020</p>

Note | Notes: LED con alimentazione diretta a tensione di rete (non necessita di driver LED). Dimmerabile con varialuce a taglio di fase.  
LED with direct power supply to the AC line voltage (LED driver not required). Dimmable with phase cut dimming.

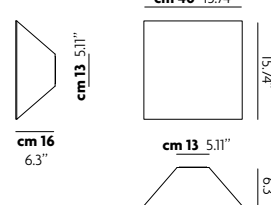
# BEETLE

MODELLO | MODEL LAMPADINA | LAMP MONTATURA | FRAME DIFFUSORE | DIFFUSER CODICE | CODE

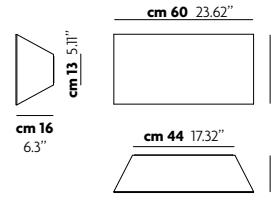
## Beetle Small Pyramid Wall & Ceiling | Parete & Plafoniera

<p>[AP4-PL4]</p> 	<p><b>LED</b></p> <p>3000K 18W   1600 lm 210-250V CRI 90 MacAdam 3-Step</p>	<p>bianco opaco 9010 matt white 9010</p>	<p>bianco/trasparente rigato white/clear ribbed</p>	<p>145005</p>
<p>LED incluso   LED included</p>		<p>Metallo   Metal</p>	<p>Polycarbonato   Polycarbonate</p>	<p>Peso netto: 1,17 Kg Weight net: 1,17 Kg</p> <p><b>Confezione Packaging</b></p> <p>Peso lordo: 2,5 Kg Weight gross: 2,5 Kg</p> <p>n. Colli: 2 n. Pack: 2</p> <p>Volume m<sup>3</sup>: 0,027 Volume m<sup>3</sup>: 0,027</p>



## Beetle Medium Pyramid Wall & Ceiling | Parete & Plafoniera

<p>[AP5-PL5]</p> 	<p><b>LED</b></p> <p>3000K 18W   1600 lm 210-250V CRI 90 MacAdam 3-Step</p>	<p>bianco opaco 9010 matt white 9010</p>	<p>bianco/trasparente rigato white/clear ribbed</p>	<p>145006</p>
<p>LED incluso   LED included</p>		<p>Metallo   Metal</p>	<p>Polycarbonato   Polycarbonate</p>	<p>Peso netto: 1,57 Kg Weight net: 1,57 Kg</p> <p><b>Confezione Packaging</b></p> <p>Peso lordo: 2,7 Kg Weight gross: 2,7 Kg</p> <p>n. Colli: 2 n. Pack: 2</p> <p>Volume m<sup>3</sup>: 0,071 Volume m<sup>3</sup>: 0,071</p>

## Beetle Large Pyramid Wall & Ceiling | Parete & Plafoniera

<p>[AP6-PL6]</p> 	<p><b>LED</b></p> <p>3000K 2x18W   3200 lm 210-250V CRI 90 MacAdam 3-Step</p>	<p>bianco opaco 9010 matt white 9010</p>	<p>bianco/trasparente rigato white/clear ribbed</p>	<p>145007</p>
<p>LED incluso   LED included</p>		<p>Metallo   Metal</p>	<p>Polycarbonato   Polycarbonate</p>	<p>Peso netto: 2,5 Kg Weight net: 2,5 Kg</p> <p><b>Confezione Packaging</b></p> <p>Peso lordo: 4,9 Kg Weight gross: 4,9 Kg</p> <p>n. Colli: 2 n. Pack: 2</p> <p>Volume m<sup>3</sup>: 0,13 Volume m<sup>3</sup>: 0,13</p>

Note | Notes: LED con alimentazione diretta a tensione di rete (non necessita di driver LED). Dimmerabile con varialuce a taglio di fase.  
LED with direct power supply to the AC line voltage (LED driver not required). Dimmable with phase cut dimming.



---

## MAKE-UP

design: Studio Italia Design 2015

---

INSPIRATE AL MONDO DEL MAKEUP DELL'ALTA MODA QUESTE LAMPADE COMPONENTI E MODULARI IN VETRO SOFFIATO CHE RACCHIUDONO UN CUORE A LED CREANO INFINITE COMPOSIZIONI TRASPORTANDO LA LUCE DOVE NON C'E'!

INSPIRED BY THE MAKEUP WORLD OF FASHION, THESE MODULAR FIXTURES MADE OF BLOWN GLASS WHICH ENCLOSE AN LED HEART CREATE AN INFINITE NUMBER OF COMPOSITIONS BRINGING LIGHT WHERE THERE ISN'T ANY.



MAKE-UP  
STUDIO  
ITALIA  
DESIGN



# MAKEUP



MODELLO | MODEL      LAMPADINA | LAMP      MONTATURA | FRAME      DIFFUSORE | DIFFUSER      CODICE | CODE

## Makeup Small Wall & Ceiling | Parete & Plafoniera

<p>[AP2-PL2]</p>	<p><b>LED</b></p> <p>3000K 12W   850 lm 210-250V CRI 90 MacAdam 3-Step</p> <p>LED incluso   LED included</p>	<p>bianco opaco 9016 matt white 9016</p> <p>Metallo   Metal</p>	<p>bianco latte satinato matt milk white</p> <p>Vetro Soffiato   Blown Glass</p>	<p>150003</p>
<p>0,5 m<sup>2</sup> CE Energy saving PG IP30 DIM TRIAC</p>		<p>Peso netto: 1.3 Kg Weight net:</p>	<p><b>Confezione Packaging</b> Peso lordo: 1.8 Kg Weight gross:</p>	<p>n. Colli: 1 n. Pack: 1 Volume m<sup>3</sup>: 0.023 Volume m<sup>3</sup>:</p>

## Makeup Medium Wall & Ceiling | Parete & Plafoniera

<p>[AP1-PL1]</p>	<p><b>LED</b></p> <p>3000K 18W   1600 lm 210-250V CRI 90 MacAdam 3-Step</p> <p>LED incluso   LED included</p>	<p>bianco opaco 9016 matt white 9016</p> <p>Metallo   Metal</p>	<p>bianco latte satinato matt milk white</p> <p>Vetro Soffiato   Blown Glass</p>	<p>150002</p>
<p>0,5 m<sup>2</sup> CE Energy saving PG IP30 DIM TRIAC</p>		<p>Peso netto: 2.32 Kg Weight net:</p>	<p><b>Confezione Packaging</b> Peso lordo: 2.9 Kg Weight gross:</p>	<p>n. Colli: 1 n. Pack: 1 Volume m<sup>3</sup>: 0.025 Volume m<sup>3</sup>:</p>


## Makeup Large Wall & Ceiling | Parete & Plafoniera

<p>[AP-PL]</p>	<p><b>LED</b></p> <p>3000K 18W   1600 lm 210-250V CRI 90 MacAdam 3-Step</p> <p>LED incluso   LED included</p>	<p>bianco opaco 9016 matt white 9016</p> <p>Metallo   Metal</p>	<p>bianco latte satinato matt milk white</p> <p>Vetro Soffiato   Blown Glass</p>	<p>150001</p>
<p>0,5 m<sup>2</sup> CE Energy saving PG IP30 DIM TRIAC</p>		<p>Peso netto: 3.88 Kg Weight net:</p>	<p><b>Confezione Packaging</b> Peso lordo: 5.2 Kg Weight gross:</p>	<p>n. Colli: 1 n. Pack: 1 Volume m<sup>3</sup>: 0.059 Volume m<sup>3</sup>:</p>

Note | Notes: LED con alimentazione diretta a tensione di rete (non necessita di driver LED). Dimmerabile con varialuce a taglio di fase.  
LED with direct power supply to the AC line voltage (LED driver not required). Dimmable with phase cut dimming.

Le lampade sono collegabili tra di loro fino ad un massimo di 50 apparecchi per ogni singolo punto di alimentazione elettrica.  
Lamps can be daisy chained up to a maximum of 50 devices for each point of power supply.





---

## A-TUBE

design: Studio Italia Design 2013

---

UNA LUCE CHE PUNTA DIRETTA ALL'OBIETTIVO, UNA LINEA SEMPLICE CHE NON SMETTE DI RINNOVARSI. SEMPRE PIU' MODERNA E ALLA MODA, ORA ANCHE NELLA VERSIONE BRONZO.


A SOURCE OF LIGHT THAT POINTS DIRECTLY TO THE OBJECTIVE, A SIMPLE LINE THAT KEEPS RENEWING ITSELF, ALWAYS UP TO DATE AND KEEPING PACE WITH FASHION, NOW ALSO IN A BRONZE VERSION.











A-TUBE  
STUDIO  
ITALIA  
DESIGN



# A-TUBE

MODELLO | MODEL LAMPADINA | LAMP MONTATURA | FRAME DIFFUSORE | DIFFUSER CODICE | CODE

## A-Tube Small Suspension | Sospensione

<p>[SO2]</p>	<p>GU10 Par 16 1x max 40W eco</p> <p>o/or</p> <p>GU10 Par 16 LED 1x max available [L max cm 8.5]</p> <p>Lampadine non include Bulbs not included</p>	<p>bianco opaco 9010 matt white 9010</p> <p>bronzo ramato coppery bronze</p> <p>Metallo   Metal</p>	<p>no none</p>	<p>096017</p> <p>096027</p>
<p>0,5 m<sup>3</sup> CE Energy saving PG IP20 DIM</p> <p>Peso netto: 1,25 Kg <b>Confezione Packaging</b> Peso lordo: 1,65 Kg n. Colli: 1 n. Pack: 1 Volume m<sup>3</sup>: 0,012</p>				

## A-Tube Medium Suspension | Sospensione

<p>[SO3]</p>	<p>GU10 Par 16 1x max 40W eco</p> <p>o/or</p> <p>GU10 Par 16 LED 1x max available [L max cm 8.5]</p> <p>Lampadine non include Bulbs not included</p>	<p>bianco opaco 9010 matt white 9010</p> <p>bronzo ramato coppery bronze</p> <p>Metallo   Metal</p>	<p>no none</p>	<p>096019</p> <p>096028</p>
<p>0,5 m<sup>3</sup> CE Energy saving PG IP20 DIM</p> <p>Peso netto: 1,55 Kg <b>Confezione Packaging</b> Peso lordo: 1,9 Kg n. Colli: 1 n. Pack: 1 Volume m<sup>3</sup>: 0,016</p>				

## A-Tube Large Suspension | Sospensione

<p>[SO4]</p>	<p>GU10 Par 16 1x max 40W eco</p> <p>o/or</p> <p>GU10 Par 16 LED 1x max available [L max cm 8.5]</p> <p>Lampadine non include Bulbs not included</p>	<p>bianco opaco 9010 matt white 9010</p> <p>bronzo ramato coppery bronze</p> <p>Metallo   Metal</p>	<p>no none</p>	<p>096021</p> <p>096029</p>
<p>0,5 m<sup>3</sup> CE Energy saving PG IP20 DIM</p> <p>Peso netto: 2 Kg <b>Confezione Packaging</b> Peso lordo: 3 Kg n. Colli: 1 n. Pack: 1 Volume m<sup>3</sup>: 0,028</p>				

Note | Notes: Le sospensioni **A-Tube** possono essere installate sui rosoni presenti alle pagine 300-305  
**A-Tube** suspension can be installed on the canopies shown on pages 300-305

# A-TUBE

MODELLO | MODEL LAMPADINA | LAMP MONTATURA | FRAME DIFFUSORE | DIFFUSER CODICE | CODE

## A-Tube Mini Ceiling | Plafoniera

<p>[PL6]</p>	<p>GU10 Par 16 1x max 40W eco</p> <p>o/or</p> <p>GU10 Par 16 LED 1x max available [L max cm 9]</p> <p>Lampadine non include Bulbs not included</p>	<p>bianco opaco 9010 matt white 9010</p> <p>bronzo ramato coppery bronze</p> <p>Metallo   Metal</p>	<p>no none</p>	<p>096015</p> <p>096023</p>
<p>0,5 m<sup>3</sup> CE Energy saving PG IP20 DIM</p> <p>Peso netto: 0,2 Kg <b>Confezione Packaging</b> Peso lordo: 0,45 Kg n. Colli: 1 n. Pack: 1 Volume m<sup>3</sup>: 0,004</p>				

## A-Tube Small Ceiling | Plafoniera

<p>[PL3]</p>	<p>GU10 Par 16 1x max 40W eco</p> <p>o/or</p> <p>GU10 Par 16 LED 1x max available [L max cm 9]</p> <p>Lampadine non include Bulbs not included</p>	<p>bianco opaco 9010 matt white 9010</p> <p>bronzo ramato coppery bronze</p> <p>Metallo   Metal</p>	<p>no none</p>	<p>096007</p> <p>096024</p>
<p>0,5 m<sup>3</sup> CE Energy saving PG IP20 DIM</p> <p>Peso netto: 0,8 Kg <b>Confezione Packaging</b> Peso lordo: 0,93 Kg n. Colli: 1 n. Pack: 1 Volume m<sup>3</sup>: 0,004</p>				

## A-Tube Medium Ceiling | Plafoniera


<p>[PL4]</p>	<p>GU10 Par 16 1x max 40W eco</p> <p>o/or</p> <p>GU10 Par 16 LED 1x max available [L max cm 9]</p> <p>Lampadine non include Bulbs not included</p>	<p>bianco opaco 9010 matt white 9010</p> <p>bronzo ramato coppery bronze</p> <p>Metallo   Metal</p>	<p>no none</p>	<p>096011</p> <p>096025</p>
<p>0,5 m<sup>3</sup> CE Energy saving PG IP20 DIM</p> <p>Peso netto: 0,9 Kg <b>Confezione Packaging</b> Peso lordo: 1,5 Kg n. Colli: 1 n. Pack: 1 Volume m<sup>3</sup>: 0,016</p>				

## A-Tube Large Ceiling | Plafoniera

<p>[PL5]</p>	<p>GU10 Par 16 1x max 40W eco</p> <p>o/or</p> <p>GU10 Par 16 LED 1x max available [L max cm 9]</p> <p>Lampadine non include Bulbs not included</p>	<p>bianco opaco 9010 matt white 9010</p> <p>bronzo ramato coppery bronze</p> <p>Metallo   Metal</p>	<p>no none</p>	<p>096013</p> <p>096026</p>
<p>0,5 m<sup>3</sup> CE Energy saving PG IP20 DIM</p> <p>Peso netto: 1,5 Kg <b>Confezione Packaging</b> Peso lordo: 2,5 Kg n. Colli: 1 n. Pack: 1 Volume m<sup>3</sup>: 0,028</p>				

Note | Notes: .....





---

## A-TUBE NANO


---

design: Studio Italia Design 2016

---

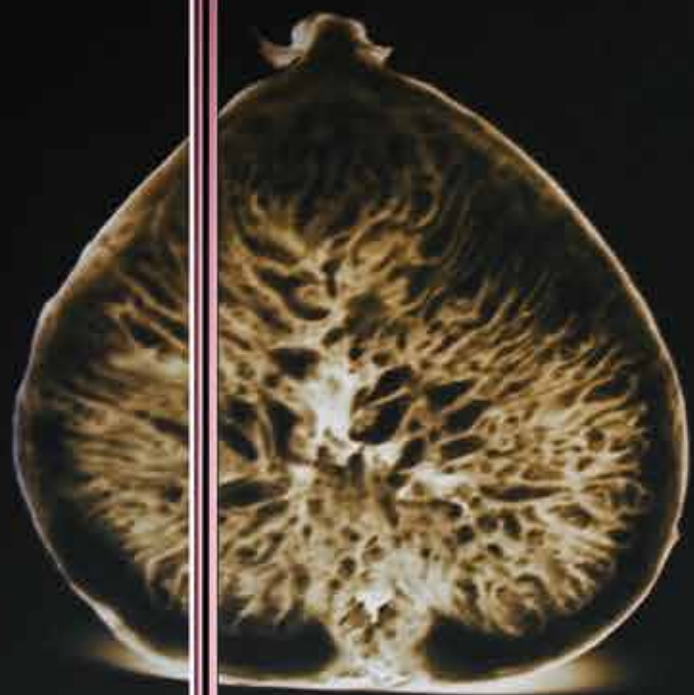
SOTTILE COME UNO SPILLO CREA BELLISSIME COMPOSIZIONI GRAZIE ALLA SUA MODULARITÀ. IL DETTAGLIO COLOR CRISTALLO TRASPARENTE QUANDO ILLUMINATO RISALTA COME LA RUGIADA D'INVERNO. SPETTACOLARE CON LE FINITURE PREZIOSE IN CLUSTER.

AS THIN AS A PIN, THIS RANGE ALLOWS YOU TO CREATE BEAUTIFUL CLUSTERS THANKS TO IT'S MODULARITY. THE TRANSPARENT GLASS DETAILING SHINES AS BRIGHT AS MORNING FROST IN THE SUNSHINE WHEN ILLUMINATED. SPECTACULAR WHEN CLUSTERED THANGS TO THE DETAILING.











A-TUBE  
NANO  
STUDIO  
ITALIA  
DESIGN





# A-TUBE NANO composition

## A-Tube Nano example of composition

[Ex: 1] Single Radial Suspension   Sospensione Singola Decentrata				
1x	1x	1x	=	
codice   code	158003	130009	154026	
[Ex: 2] Cluster 3 Lights Composition   Composizione 3 Luci				
2x	1x	1x	=	
codice   code	158005	158006	154014	
[Ex: 3] Radial 6 Lights Composition   Composizione 6 Luci Radiali				
3x	3x	6x	1x	=
codice   code	158003	158008	130009	154027
[Ex: 4] Short Track with 7 Lights   Binario Lineare Multiplo Corto 7 Luci				
3x	4x	1x	=	
codice   code	158003	158002	154029	

Note | Notes: .....

# A-TUBE NANO

MODELLO | MODEL      LAMPADINA | LAMP      MONTATURA | FRAME      DIFFUSORE | DIFFUSER      CODICE | CODE

## A-Tube Nano Small Suspension | Sospensione

[SO1]		2700K 2.5W   140 lm 210-250V CRI 80 MacAdam 3-Step <b>LED COB</b>	<ul style="list-style-type: none"> <li>bianco opaco 9010 matt white 9010</li> <li>cromo chrome</li> <li>oro gold</li> <li>oro rosa rose gold</li> </ul>	<ul style="list-style-type: none"> <li>trasparente clear</li> </ul>	<ul style="list-style-type: none"> <li>158001</li> <li>158002</li> <li>158003</li> <li>158004</li> </ul>
		LED incluso   LED included	Metallo   Metal Policarbonato Polycarbonate		
		Peso netto: - Kg Weight net: - Kg	<b>Confezione Packaging</b>	Peso lordo: - Kg Weight gross: - Kg	n. Colli: 2 n. Pack: 2      Volume m <sup>3</sup> : 0.042

## A-Tube Nano Medium Suspension | Sospensione



[SO2]		2700K 2.5W   140 lm 210-250V CRI 80 MacAdam 3-Step <b>LED COB</b>	<ul style="list-style-type: none"> <li>bianco opaco 9010 matt white 9010</li> <li>cromo chrome</li> <li>oro gold</li> <li>oro rosa rose gold</li> </ul>	<ul style="list-style-type: none"> <li>trasparente clear</li> </ul>	<ul style="list-style-type: none"> <li>158005</li> <li>158006</li> <li>158007</li> <li>158008</li> </ul>
		LED incluso   LED included	Metallo   Metal Policarbonato Polycarbonate		
		Peso netto: - Kg Weight net: - Kg	<b>Confezione Packaging</b>	Peso lordo: - Kg Weight gross: - Kg	n. Colli: 2 n. Pack: 2      Volume m <sup>3</sup> : 0.064

## A-Tube Nano Large Suspension | Sospensione

[SO3]		2700K 2.5W   140 lm 210-250V CRI 80 MacAdam 3-Step <b>LED COB</b>	<ul style="list-style-type: none"> <li>bianco opaco 9010 matt white 9010</li> <li>cromo chrome</li> <li>oro gold</li> <li>oro rosa rose gold</li> </ul>	<ul style="list-style-type: none"> <li>trasparente clear</li> </ul>	<ul style="list-style-type: none"> <li>158009</li> <li>158010</li> <li>158011</li> <li>158012</li> </ul>
		LED incluso   LED included	Metallo   Metal Policarbonato Polycarbonate		
		Peso netto: - Kg Weight net: - Kg	<b>Confezione Packaging</b>	Peso lordo: - Kg Weight gross: - Kg	n. Colli: 2 n. Pack: 2      Volume m <sup>3</sup> : 0.086

Le sospensioni devono essere installate sui **rosoni** presenti alle pagine 300-304  
 The pendants must be installed with one of the **canopy** options listed on page 300-304  
 Les suspensions doivent être installées sur les **patères** présentées dans les pages 300-304  
 Die Hängeleuchten sollen auf die **Rosetten** auf Seiten 300-304 montiert werden  
 Las lámparas de suspensión se deben instalar en los **rósetones** a pagina 300-304

Note | Notes: LED con alimentazione diretta a tensione di rete (non necessita di driver LED). Dimmerabile con varialuce a taglio di fase.  
 LED with direct power supply to the AC line voltage (LED driver not required). Dimmable with phase cut dimming.



---

# THOR

design: Andrea Tosetto 2015


---

IL PIACERE DI GOVERNARE LA LUCE PROPRIO COME UN DIO MITOLOGICO, PASSANDO DA UN'ECLISSI AD UNA LUNA PIENA. AGENDO SULLA STRUTTURA STESSA SI POSSONO RICREARE CENTINAIA DI SITUAZIONI LUMINOSE DIFFERENTI.

THE PLEASURE OF RULING LIGHT JUST LIKE A MYTHOLOGICAL GOD, GOING FROM AN ECLIPSE TO A FULL MOON EFFECT. ACTING ON THE STRUCTURE ITSELF IT IS POSSIBLE TO CREATE HUNDREDS OF DIFFERENT LIGHT EFFECTS.







THE  
LIGHTING  
MAKERS  
2016

THOR  
STUDIO  
ITALIA  
DESIGN







MODELLO | MODEL

LAMPADINA | LAMP

MONTATURA | FRAME

DIFFUSORE | DIFFUSER

CODICE | CODE


### Thor Small Wall & Ceiling | Parete & Plafoniera

<p>[AP1-PL1]</p>	<p>3000K 18W   1600 lm <b>LED</b> 210-250V CRI 90 MacAdam 3-Step</p> <p>LED incluso   LED included</p>	<p>bianco opaco 9010 matt white 9010</p> <p>Metallo   Metal</p>	<p>bianco latte lucido glossy milk white</p> <p>Policarbonato   Polycarbonate</p>	<p>152002</p>
<p>0,5 m<sup>2</sup>   CE   Energy saving   PG   IP 40   DIM TRIAC   Peso netto: 1,45 Kg   <b>Confezione Packaging</b>   Peso lordo: 2,1 Kg   n. Colli: 1   Volume m<sup>3</sup>: 0,026</p>				

### Thor Medium Wall & Ceiling | Parete & Plafoniera

<p>[AP-PL]</p>	<p>3000K 2x18W   3200 lm <b>LED</b> 210-250V CRI 90 MacAdam 3-Step</p> <p>LED incluso   LED included</p>	<p>bianco opaco 9010 matt white 9010</p> <p>Metallo   Metal</p>	<p>bianco latte lucido glossy milk white</p> <p>Policarbonato   Polycarbonate</p>	<p>152001</p>
<p>0,5 m<sup>2</sup>   CE   Energy saving   PG   IP 40   DIM TRIAC   Peso netto: 3,7 Kg   <b>Confezione Packaging</b>   Peso lordo: 5,69 Kg   n. Colli: 1   Volume m<sup>3</sup>: 0,115</p>				

Note | Notes: LED con alimentazione diretta a tensione di rete (non necessita di driver LED). Dimmerabile con varialuce a taglio di fase.  
LED with direct power supply to the AC line voltage (LED driver not required). Dimmable with phase cut dimming.



---

## NUVOLA

design: Denis Santachiara 2005

---

SOFFICE COME LE NUVOLE NEL CIELO, PUO' ESSERE PICCOLA E GRAZIOSA MA ANCHE GRANDE ED IN MOVIMENTO. A DIFFERENZA DELLE VERE NUVOLE PERO' NON PORTA PIOGGIA MA ILLUMINA I NOSTRI AMBIENTI REGALANDOCI UN TOCCO DI ESCLUSIVITA'.

SOFT LIKE THE CLOUDS IN THE SKY, IT CAN BE SMALL AND FULL OF GRACE, BUT ALSO BIG AND MOVING. UNLIKE REAL CLOUDS, THOUGH, IT DOES NOT BRING RAIN, INSTEAD IT BRINGS LIGHT TO OUR ENVIRONMENT WITH A TOUCH OF EXCLUSIVITY.











# NUVOLA

MODELLO | MODEL

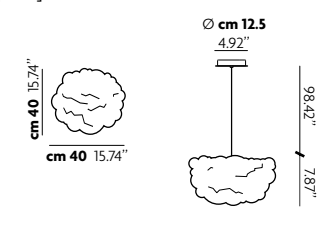
LAMPADINA | LAMP

MONTATURA | FRAME

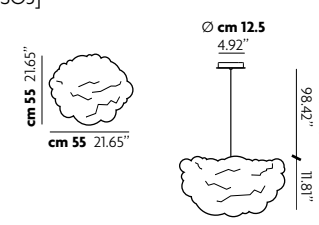
DIFFUSORE | DIFFUSER

CODICE | CODE

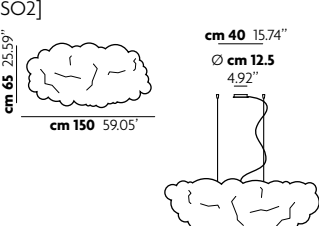
## Nuvola Mini Suspension | Sospensione

<p>[SO4]</p> 	<p>E27 CFL [compact] 2x max 23W [L max cm 12]</p> <p>o/or</p> <p>E27 LED 2x max available [L max cm 12]</p> <p>Lampadine non include Bulbs not included</p>	<p> Cromo chrome</p> <p> Metallo   Metal</p>	<p> bianco white</p> <p> Ovatta di poliestere Polyester wadding</p>	<p>043004</p>		
<p>0,5 m<sup>3</sup> CE Energy saving PG IP20 DIM</p>		<p>Peso netto: 2,2 Kg Weight net:</p>	<p><b>Confezione Packaging</b></p>	<p>Peso lordo: 4,6 Kg Weight gross:</p>	<p>n. Colli: 1 n. Pack :</p>	<p>Volume m<sup>3</sup>: 0,069 Volume m<sup>3</sup>:</p>

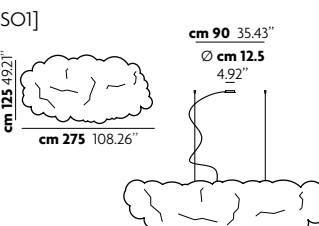
## Nuvola Small Suspension | Sospensione

<p>[SO3]</p> 	<p>E27 CFL [compact] 4x max 23W [L max cm 12]</p> <p>o/or</p> <p>E27 LED 4x max available [L max cm 12]</p> <p>Lampadine non include Bulbs not included</p>	<p> Cromo chrome</p> <p> Metallo   Metal</p>	<p> bianco white</p> <p> Ovatta di poliestere Polyester wadding</p>	<p>043003</p>		
<p>0,5 m<sup>3</sup> CE Energy saving PG IP20 DIM</p>		<p>Peso netto: 3,5 Kg Weight net:</p>	<p><b>Confezione Packaging</b></p>	<p>Peso lordo: 5 Kg Weight gross:</p>	<p>n. Colli: 1 n. Pack :</p>	<p>Volume m<sup>3</sup>: 0,159 Volume m<sup>3</sup>:</p>

## Nuvola Medium Suspension | Sospensione


<p>[SO2]</p>  <p>versione motorizzata/motorized version</p>	<p>E27 CFL 4x max 30W</p> <p>o/or</p> <p>E27 LED 4x max available</p> <p>Lampadine non include Bulbs not included</p>	<p> Cromo chrome</p> <p> Metallo   Metal</p>	<p> bianco white</p> <p> Ovatta di poliestere Polyester wadding</p>	<p>043002</p>		
<p>0,5 m<sup>3</sup> CE Energy saving PG IP20 DIM</p>		<p>Peso netto: 12,9 Kg Weight net:</p>	<p><b>Confezione Packaging</b></p>	<p>Peso lordo: 13,4 Kg Weight gross:</p>	<p>n. Colli: 2 n. Pack :</p>	<p>Volume m<sup>3</sup>: 0,173 Volume m<sup>3</sup>:</p>

## Nuvola Large Suspension | Sospensione

<p>[SO1]</p>  <p>versione motorizzata/motorized version</p>	<p>E27 CFL 8x max 30W</p> <p>o/or</p> <p>E27 LED 8x max available</p> <p>Lampadine non include Bulbs not included</p>	<p> Cromo chrome</p> <p> Metallo   Metal</p>	<p> bianco white</p> <p> Ovatta di poliestere Polyester wadding</p>	<p>043001</p>		
<p>0,5 m<sup>3</sup> CE Energy saving PG IP20 DIM</p>		<p>Peso netto: 25 Kg Weight net:</p>	<p><b>Confezione Packaging</b></p>	<p>Peso lordo: 33 Kg Weight gross:</p>	<p>n. Colli: 2 n. Pack :</p>	<p>Volume m<sup>3</sup>: 0,376 Volume m<sup>3</sup>:</p>

Note | Notes: Le versioni **Nuvola Mini** e **Small** non sono motorizzate e possono essere installate sui rosoni presenti alle pagine 300-305  
**Nuvola Mini** and **Small** are not motorized and can be installed on the canopies shown on pages 300-305





---

# VAPOR

design: Karim Rashid 2012

---

SINUOSA COME UN CORPO FEMMINILE COMPOSTA DAL SUO DIFFUSORE IN POLICARBONATO AD ONDE, E' UN ELEMENTO IRRINUNCIABILE PER TUTTI GLI AMBIENTI DOVE E' RICERCATO UN DESIGN ESCLUSIVO.

WELL-ROUNDED LIKE A WOMAN'S BODY WITH ITS POLYCARBONATE WAVED DIFFUSERS, IT IS AN ELEMENT WHICH CANNOT BE ABSENT IN ENVIRONMENTS WHERE YOUR GOAL IS EXCLUSIVE DESIGN.



# VAPOR

MODELLO | MODEL

LAMPADINA | LAMP

MONTATURA | FRAME

DIFFUSORE | DIFFUSER

CODICE | CODE

## Vapor Floor | Terra

<p>[LT1]</p> <p>Ø cm 35.6 14.01"</p> <p>cm 196 77.16"</p> <p>Ø cm 35.6 14.01"</p>	<p>R7s QT-DE12 short 1x max 80W eco</p> <p>con/with _____</p> <p>E27 Classic A60 6x max 77W eco</p> <p>o/or _____</p> <p>E27 CFL 6x max 30W</p> <p>o/or _____</p> <p>E27 LED 6x max available</p> <p>Lampadine non include Bulbs not included</p>	<p>bianco opaco 9010 matt white 9010</p> <p>Metallo   Metal</p>	<p>bianco opaco matt white</p> <p>Polycarbonato   Polycarbonate</p>	<p>129009</p>	
<p>0,5 m<sup>2</sup> CE energy saving PG IP20 DIMMER included</p>		<p>Peso netto: 24 Kg Weight net: 24 Kg</p>		<p><b>Confezione Packaging</b></p>	<p>Peso lordo: 33 Kg Weight gross: 33 Kg</p> <p>n. Colli: 2 n. Pack: 2</p> <p>Volume m<sup>3</sup>: 0,412 Volume m<sup>3</sup>: 0,412</p>

# VAPOR STUDIO ITALIA DESIGN



THE  
LIGHTING  
MAKERS  
2016

Note | Notes:

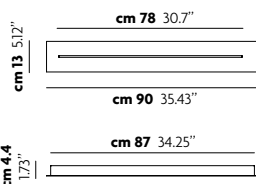




COM  
PO  
SITIO-  
NS



# TRACK system

MODELLO | MODEL INFO | INFO COLORE | COLOR SISTEMA | SYSTEM CODICE | CODE

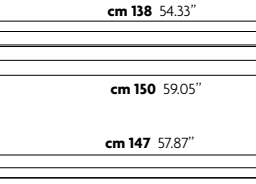


## Lights Track Short | Binario Lineare Multiplo Corto

<p>[TR01]</p> 	<p>Binario lineare multiplo modello standard massimo 7 sospensioni</p> <p>Multiple linear track standard version max 7 suspensions</p>	 <p>bianco opaco 9010 matt white 9010</p>	<p><b>Track system</b></p>	<p>154029</p>		
		<p>Peso netto: 5.5 Kg Weight net:</p>	<p><b>Confezione Packaging</b></p>	<p>Peso lordo: - Kg Weight gross:</p>	<p>n. Colli: 1 n. Pack: 1</p>	<p>Volume m<sup>3</sup>: 0.028 Volume m<sup>3</sup>:</p>



## Track system Short List | Sospensioni Installabili su Binario Corto

<p>pendenti allineati   pendants aligned</p> <p><b>in line</b></p>  <p>max 7 mod. A-Tube max 7 mod. A-Tube Nano max 4 mod. Kelly Cluster max 7 mod. Nostalgia Small max 4 mod. Nostalgia Medium max 3 mod. Nostalgia Large max 2 mod. Nuvola Mini max 2 mod. Nuvola Small max 7 mod. Rain max 7 mod. Spider</p>	<p>pendenti sfalsati   staggered pendants</p> <p><b>up&amp;down</b></p>  <p>max 7 mod. A-Tube max 7 mod. A-Tube Nano max 7 mod. Kelly Cluster max 7 mod. Nostalgia Small max 7 mod. Nostalgia Medium max 5 mod. Nostalgia Large max 3 mod. Nuvola Mini max 3 mod. Nuvola Small max 7 mod. Rain max 7 mod. Spider</p>
--	--

## Lights Track Long | Binario Lineare Multiplo Lungo

<p>[TR02]</p> 	<p>Binario lineare multiplo modello standard massimo 11 sospensioni</p> <p>Multiple linear track standard version max 11 suspensions</p>	 <p>bianco opaco 9010 matt white 9010</p>	<p><b>Track system</b></p>	<p>154030</p>		
		<p>Peso netto: 8.8 Kg Weight net:</p>	<p><b>Confezione Packaging</b></p>	<p>Peso lordo: - Kg Weight gross:</p>	<p>n. Colli: 1 n. Pack: 1</p>	<p>Volume m<sup>3</sup>: 0.036 Volume m<sup>3</sup>:</p>

## Track system Long List | Sospensioni Installabili su Binario Lungo

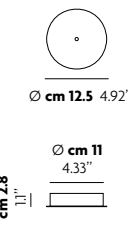


<p>pendenti allineati   pendants aligned</p> <p><b>in line</b></p>  <p>max 11 mod. A-Tube max 11 mod. A-Tube Nano max 8 mod. Kelly Cluster max 11 mod. Nostalgia Small max 7 mod. Nostalgia Medium max 5 mod. Nostalgia Large max 3 mod. Nuvola Mini max 4 mod. Nuvola Small max 11 mod. Rain max 11 mod. Spider</p>	<p>pendenti sfalsati   staggered pendants</p> <p><b>up&amp;down</b></p>  <p>max 11 mod. A-Tube max 11 mod. A-Tube Nano max 11 mod. Kelly Cluster max 11 mod. Nostalgia Small max 11 mod. Nostalgia Medium max 9 mod. Nostalgia Large max 5 mod. Nuvola Mini max 7 mod. Nuvola Small max 11 mod. Rain max 11 mod. Spider</p>
---	---

Note | Notes: Le sospensioni **Sky-Fall** non possono essere installate su questi binari. Vedere alla pagina 20  
The **Sky-Fall** suspensions can not be installed on this track light. Shown page 20

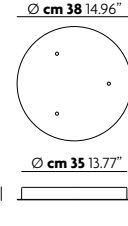


# CLUSTER system

MODELLO | MODEL INFO | INFO COLORE | COLOR SISTEMA | SYSTEM CODICE | CODE

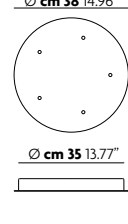


## Single Canopy | Rosone Singolo

<p>[RO1]</p> 	<p>Rosone per lampada singola</p> <p>Single ceiling bracket</p>	 <p>bianco opaco 9010 matt white 9010</p> <p>bronzo ramato coppery bronze</p> <p>cromo chrome</p>	<p><b>Single</b></p>	<p>154013</p> <p>154024</p> <p>156006</p>		
		<p>Peso netto: 0,4 Kg Weight net:</p>	<p><b>Confezione Packaging</b></p>	<p>Peso lordo: 0,5 Kg Weight gross:</p>	<p>n. Colli: 1 n. Pack: 1</p>	<p>Volume m<sup>3</sup>: 0,001 Volume m<sup>3</sup>:</p>

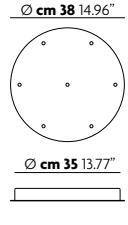


## Cluster 3 Lights Round Canopy | Rosone Cluster Rotondo 3 Luci

<p>[RO3]</p> 	<p>Rosone circolare per 3 sospensioni</p> <p>Ceiling bracket for 3 suspensions</p>	 <p>bianco opaco 9010 matt white 9010</p>	<p><b>Cluster system</b></p>	<p>154014</p>		
		<p>Peso netto: 3,55 Kg Weight net:</p>	<p><b>Confezione Packaging</b></p>	<p>Peso lordo: 4,2 Kg Weight gross:</p>	<p>n. Colli: 1 n. Pack: 1</p>	<p>Volume m<sup>3</sup>: 0,025 Volume m<sup>3</sup>:</p>

## Cluster 5 Lights Round Canopy | Rosone Cluster Rotondo 5 Luci

<p>[RO5]</p> 	<p>Rosone circolare per 5 sospensioni</p> <p>Ceiling bracket for 5 suspensions</p>	 <p>bianco opaco 9010 matt white 9010</p>	<p><b>Cluster system</b></p>	<p>154015</p>		
		<p>Peso netto: 3,55 Kg Weight net:</p>	<p><b>Confezione Packaging</b></p>	<p>Peso lordo: 4,2 Kg Weight gross:</p>	<p>n. Colli: 1 n. Pack: 1</p>	<p>Volume m<sup>3</sup>: 0,025 Volume m<sup>3</sup>:</p>

## Cluster 7 Lights Round Canopy | Rosone Cluster Rotondo 7 Luci

<p>[RO7]</p> 	<p>Rosone circolare per 7 sospensioni</p> <p>Ceiling bracket for 7 suspensions</p>	 <p>bianco opaco 9010 matt white 9010</p>	<p><b>Cluster system</b></p>	<p>154016</p>		
		<p>Peso netto: 3,55 Kg Weight net:</p>	<p><b>Confezione Packaging</b></p>	<p>Peso lordo: 4,2 Kg Weight gross:</p>	<p>n. Colli: 1 n. Pack: 1</p>	<p>Volume m<sup>3</sup>: 0,025 Volume m<sup>3</sup>:</p>

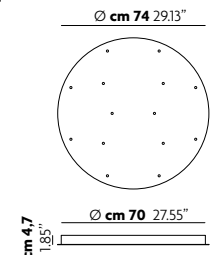

Note | Notes: .....



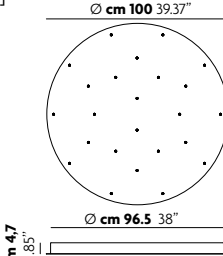

# CLUSTER system

MODELLO | MODEL      INFO | INFO      COLORE | COLOR      SISTEMA | SYSTEM      CODICE | CODE

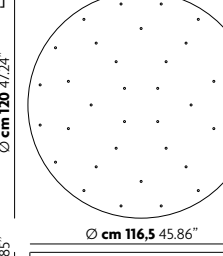

## Cluster 14 Lights Round Canopy | Rosone Cluster Rotondo 14 Luci

<p>[RO14]</p> 	<p>Rosone circolare per 14 sospensioni Ceiling bracket for 14 suspensions</p>	<p>bianco opaco 9010 matt white 9010</p> <p>Metallo   Metal</p>	<p><b>Cluster system</b></p>	<p>154017</p>		
<p>CE </p>		<p>Peso netto: 14,14 Kg Weight net:</p>	<p><b>Confezione Packaging</b></p>	<p>Peso lordo: 18 Kg Weight gross:</p>	<p>n. Colli: 1 n. Pack :</p>	<p>Volume m<sup>3</sup>: 0,121 Volume m<sup>3</sup>:</p>

## Cluster 24 Lights Round Canopy | Rosone Cluster Rotondo 24 Luci

<p>[RO24]</p> 	<p>Rosone circolare per 24 sospensioni Ceiling bracket for 24 suspensions</p>	<p>bianco opaco 9010 matt white 9010</p> <p>Metallo   Metal</p>	<p><b>Cluster system</b></p>	<p>1540025</p>		
<p>CE </p>		<p>Peso netto: 23.5 Kg Weight net:</p>	<p><b>Confezione Packaging</b></p>	<p>Peso lordo: 28 Kg Weight gross:</p>	<p>n. Colli: 1 n. Pack :</p>	<p>Volume m<sup>3</sup>: 0,22 Volume m<sup>3</sup>:</p>

## Cluster 36 Lights Round Canopy | Rosone Cluster Rotondo 36 Luci

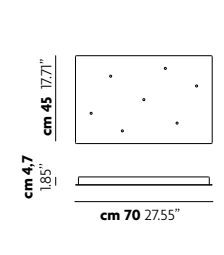

<p>[RO36]</p> 	<p>Rosone circolare per 36 sospensioni Ceiling bracket for 36 suspensions</p>	<p>bianco opaco 9010 matt white 9010</p> <p>Metallo   Metal</p>	<p><b>Cluster system</b></p>	<p>154018</p>		
<p>CE </p>		<p>Peso netto: 32,7 Kg Weight net:</p>	<p><b>Confezione Packaging</b></p>	<p>Peso lordo: 38 Kg Weight gross:</p>	<p>n. Colli: 1 n. Pack :</p>	<p>Volume m<sup>3</sup>: 0,188 Volume m<sup>3</sup>:</p>

Note | Notes: .....

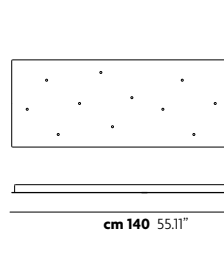

# CLUSTER system

MODELLO | MODEL      INFO | INFO      COLORE | COLOR      SISTEMA | SYSTEM      CODICE | CODE



## Cluster 7 Lights Rectangular Canopy | Rosone Cluster Rettangolare 7 Luci

<p>[RE1]</p> 	<p>Rosone rettangolare per 7 sospensioni Rectangular Canopy for 7 suspensions</p>	<p>bianco opaco 9010 matt white 9010</p> <p>Metallo   Metal</p>	<p><b>Cluster system</b></p>	<p>154019</p>		
<p>CE </p>		<p>Peso netto: 9,89 Kg Weight net:</p>	<p><b>Confezione Packaging</b></p>	<p>Peso lordo: 12 Kg Weight gross:</p>	<p>n. Colli: 1 n. Pack :</p>	<p>Volume m<sup>3</sup>: 0,051 Volume m<sup>3</sup>:</p>

## Cluster 14 Lights Rectangular Canopy | Rosone Cluster Rettangolare 14 Luci

<p>[RE2]</p> 	<p>Rosone rettangolare per 14 sospensioni Rectangular Canopy for 14 suspensions</p>	<p>bianco opaco 9010 matt white 9010</p> <p>Metallo   Metal</p>	<p><b>Cluster system</b></p>	<p>154020</p>		
<p>CE </p>		<p>Peso netto: 17,1 Kg Weight net:</p>	<p><b>Confezione Packaging</b></p>	<p>Peso lordo: 22 Kg Weight gross:</p>	<p>n. Colli: 1 n. Pack :</p>	<p>Volume m<sup>3</sup>: 0,102 Volume m<sup>3</sup>:</p>

## Cluster 28 Lights Rectangular Canopy | Rosone Cluster Rettangolare 28 Luci

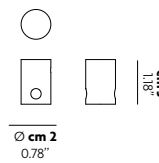

<p>[RE3]</p> 	<p>Rosone rettangolare per 28 sospensioni Rectangular Canopy for 28 suspensions</p>	<p>bianco opaco 9010 matt white 9010</p> <p>Metallo   Metal</p>	<p><b>Cluster system</b></p>	<p>154021</p>		
<p>CE </p>		<p>Peso netto: 31,1 Kg Weight net:</p>	<p><b>Confezione Packaging</b></p>	<p>Peso lordo: 36 Kg Weight gross:</p>	<p>n. Colli: 1 n. Pack :</p>	<p>Volume m<sup>3</sup>: 0,165 Volume m<sup>3</sup>:</p>

Note | Notes: .....

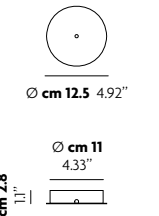

# RADIAL system

MODELLO | MODEL      INFO | INFO      COLORE | COLOR      SISTEMA | SYSTEM      CODICE | CODE

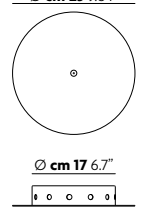

## Decentralization Cylinder | Cilindro per Decentramento

<p>[accessory]</p> 	<p>Cilindro di decentramento cavo Cylinder for decentralization cable</p>	<p> trasparente clear</p> <p>Policarbonato Polycarbonate</p>	<p><b>Radial system</b></p>	<p>130009</p>
<p>CE</p>		<p>Peso netto: 0,02 Kg Weight net:</p>	<p><b>Confezione Packaging</b></p>	<p>Peso lordo: - Kg Weight gross:</p> <p>n. Colli: 1 n. Pack:</p> <p>Volume m<sup>3</sup>: - Volume m<sup>3</sup>:</p>

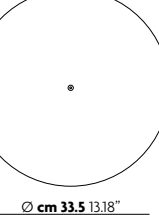

## Radial Single or Double Canopy | Rosone Singolo/Doppio Decentrato

<p>[RS01]</p> 	<p>Rosone circolare per lampada singola o doppia contrapposte Ceiling bracket for single suspension or double opposed</p>	<p> bianco opaco 9010 matt white 9010</p> <p>Metallo   Metal</p>	<p><b>Radial system</b></p>	<p>154026</p>
<p>CE</p>		<p>Peso netto: 0,35 Kg Weight net:</p>	<p><b>Confezione Packaging</b></p>	<p>Peso lordo: - Kg Weight gross:</p> <p>n. Colli: 1 n. Pack:</p> <p>Volume m<sup>3</sup>: 0,001 Volume m<sup>3</sup>:</p>

## Radial 6 Lights Round Canopy | Rosone a Raggiera 6 Luci

<p>[RS06]</p> 	<p>Rosone circolare massimo 6 sospensioni a raggiera Ceiling bracket max 6 suspensions radially</p>	<p> bianco opaco 9010 matt white 9010</p> <p>Metallo   Metal</p>	<p><b>Radial system</b></p>	<p>154027</p>
<p>CE</p>		<p>Peso netto: 1,05 Kg Weight net:</p>	<p><b>Confezione Packaging</b></p>	<p>Peso lordo: - Kg Weight gross:</p> <p>n. Colli: 1 n. Pack:</p> <p>Volume m<sup>3</sup>: 0,012 Volume m<sup>3</sup>:</p>

## Radial 28 Lights Round Canopy | Rosone a Raggiera 28 Luci

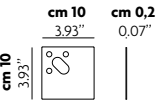

<p>[RS28]</p> 	<p>Rosone circolare massimo 28 sospensioni a raggiera Ceiling bracket max 28 suspensions radially</p>	<p> bianco opaco 9010 matt white 9010</p> <p>Metallo   Metal</p>	<p><b>Radial system</b></p>	<p>154028</p>
<p>CE</p>		<p>Peso netto: 3,35 Kg Weight net:</p>	<p><b>Confezione Packaging</b></p>	<p>Peso lordo: - Kg Weight gross:</p> <p>n. Colli: 1 n. Pack:</p> <p>Volume m<sup>3</sup>: 0,069 Volume m<sup>3</sup>:</p>

Note | Notes: .....

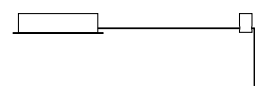


# ACCESSORY

MODELLO | MODEL      INFO | INFO      COLORE | COLOR      SISTEMA | SYSTEM      CODICE | CODE

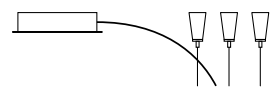


## Back Plate Puzzle Accessory | Accessorio

<p>[P]</p> 	<p>Piastra a muro opzionale per Puzzle e Puzzle Twist parete e plafoniera. Optional back plate for Puzzle and Puzzle Twist Wall and Ceiling</p>	<p> bianco opaco 9016 matt white 9016</p>	<p><b>Puzzle series Puzzle Twist series</b></p>	<p>146013</p>
<p>0,5 m<sup>3</sup> CE</p>		<p>Peso netto: 0,07 Kg Weight net:</p>	<p><b>Confezione Packaging</b></p>	<p>Peso lordo: 0,10 Kg Weight gross:</p> <p>n. Colli: 1 n. Pack:</p> <p>Volume m<sup>3</sup>: 0,001 Volume m<sup>3</sup>:</p>

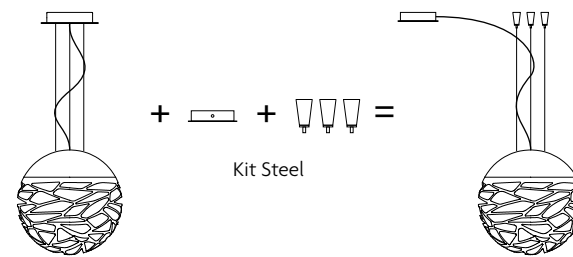
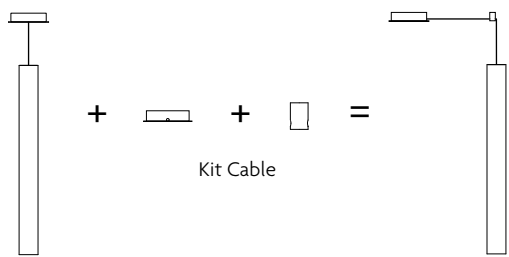
## Kit Cable

	<p>Decentramento per sospensioni con cavo elettrico portante Decentralization for suspension with single power cable</p>	<p> bianco opaco 9010 matt white 9010 +</p> <p> trasparente clear</p>	<p><b>A-Tube series Nuvola Mini Nuvola Small</b></p>	<p>130010</p>
<p>CE</p>		<p>Peso netto: 0,37 Kg Weight net:</p>	<p><b>Confezione Packaging</b></p>	<p>Peso lordo: - Kg Weight gross:</p> <p>n. Colli: 1 n. Pack:</p> <p>Volume m<sup>3</sup>: - Volume m<sup>3</sup>:</p>

## Kit Steel

	<p>Decentramento per sospensioni con funi d'acciaio Decentralization for steel cable suspension</p>	<p> bianco opaco 9010 matt white 9010 +</p> <p> cromo chrome</p>	<p><b>Grace series Kelly series Puzzle series</b></p>	<p>130011</p>
<p>CE</p>		<p>Peso netto: 0,5 Kg Weight net:</p>	<p><b>Confezione Packaging</b></p>	<p>Peso lordo: - Kg Weight gross:</p> <p>n. Colli: 1 n. Pack:</p> <p>Volume m<sup>3</sup>: - Volume m<sup>3</sup>:</p>

## Kit Cable & Steel example of replacement

<p>[Ex: 1] Kelly Sphere with Kit Steel   Kelly Sphere con Kit Steel</p> 	<p>[Ex: 2] A-Tube with Kit Cable   A-Tube con Kit Cable</p> 
---	---





Note | Notes: .....















# LED info

LED INFO COVER LUMEN ECO

## Acrich2 replacement LED modules | ricambi moduli LED

LED 8.7W	Acrich2 CRI 80 MacAdam 3-Step 220-240V	 cover coprente smother cover	2700K 8.7W (740 lm)	
			3000K 8.7W (800 lm)	
o/or				
LED 17W	Acrich2 CRI 80 MacAdam 3-Step 220-240V	 cover coprente smother cover	2700K 18W (1480 lm)	
			3000K 17W (1590 lm)	

## SID LED replacement LED modules | ricambi moduli LED

LED 12W	SID LED CRI 90 MacAdam 3-Step 210-250V	 cover coprente smother cover	2700K 12W (800 lm)		
			 cover trasparente clear cover		
			 cover coprente smother cover		
o/or					
LED 18W	SID LED CRI 90 MacAdam 3-Step 210-250V	 cover coprente smother cover	2700K 18W (1500 lm)		
			 cover trasparente clear cover		
			 cover coprente smother cover		
o/or					
 cover trasparente clear cover 					

## LED protection surge protection device | stabilizzatore

	overvoltage protection Fuse max 25A 220-240V	-400W U <sub>oc</sub> 10 kV
---	--	--------------------------------

I dati relativi ai watt, ai lumen ed al CRI segnalati nel catalogo e nella tabella sopracitata si riferiscono a LED di nuova generazione che saranno disponibili a partire da inizio Maggio 2016. Nel frattempo l'azienda continuerà a fornire i LED Seoul semiconductor come di consuetudine ma con una maggiore protezione ai carichi di tensione.

The data supplied relating to wattage, lumen output and CRI is valid for the new generation of LEDs that will be supplied from early May 2016. We will continue to supply Seoul Semiconductor LED products until this date as the ones supplied up to now, we will however be adding additional surge protection systems for the older generation of LEDs supplied before May 2016.

THE  
LIGHTING  
MAKERS  
2016

# THE LIGHTING MAKERS 2016

STUDIO  
ITALIA DESIGN  
LIGHTING MAKERS

Art Direction and set design:  
Raimondo Sandri

Photos:  
Studio Pointer  
Stefano Scatà  
Andrea Pancino  
Michel Moran

Pronter:  
Grafiche Tintoretto

Special thanks to:  
Renzo Tortato  
Loris Casonato  
Gatti VilleVenete Treviso  
Driusso e Associati  
Enrico





STUDIO ITALIA DESIGN  
Via Pialoi, 32  
30020 Marcon - Venezia - ITALY  
tel +39 041 4569266  
fax +39 041 4567337  
info@studioitaliadesign.com  
www.studioitaliadesign.com