

IL FANALE®

IL FANALE[®]

2015





NEW YORK TIMES SODAY
Rockefeller
Greenwich Village
CENTRAL PARK Tribeca
7th Avenue Broadway
BROOKLYN BRIDGE 34
PARK Ave. ROOSEVELT BRYANT PARK
Columbus Circle
Union Square SOHO

IL FANALE®

DAL 1979

LA STORIA DE IL FANALE RISALE AL 1979, QUANDO FAUSTO DALLA TORRE E SUA MOGLIE LUISA MARTIN, DECIDONO DI INTRAPRENDERE UNO STRAORDINARIO PERCORSO FATTO DI PASSIONE E DURO LAVORO. PARTENDO DALLA LORO DECENNALE ESPERIENZA NELLA LAVORAZIONE DEI METALLI TRADIZIONALI, FONDANO L'AZIENDA CON L'INTENZIONE E LA VOLONTÀ DI PRODURRE LAMPADE ORIGINALI E UNICHE DI ALTISSIMA QUALITÀ.

DEDIZIONE, DETERMINAZIONE E IMPEGNO SONO LE QUALITÀ CHE RENDONO IL FANALE QUELLO CHE È OGGI: UN'AZIENDA ARTIGIANA DI SUCCESSO NEL SETTORE DELL'ILLUMINAZIONE, CONOSCIUTA IN ITALIA E ALL'ESTERO.

THE STORY OF IL FANALE DATES BACK TO 1979 WHEN FAUSTO DALLA TORRE AND HIS WIFE LUISA MARTIN, DECIDED TO EMBARK ON AN EXTRAORDINARY JOURNEY OF PASSION AND HARD WORK. STARTING FROM THEIR DECENNIAL EXPERIENCE IN WORKING WITH TRADITIONAL METALS, THEY FOUND THE COMPANY WITH THE INTENTION AND THE WILL TO PRODUCE UNIQUE AND ORIGINAL LAMPS OF THE HIGHEST QUALITY.

DEDICATION, DETERMINATION AND COMMITMENT ARE THE QUALITIES THAT MAKE IL FANALE WHAT IT IS TODAY: A SUCCESSFUL HANDICRAFT COMPANY WORKING IN THE LIGHTING INDUSTRY, KNOWN IN ITALY AND ABROAD.

INDEX

LOFT	014 - 027
REPORTER	028 - 037
OFFICINA	038 - 047
KHONUS	048 - 055
GIRASOLI	056 - 063
LONDON	064 - 079
GALILEO	080 - 091
POGGIO	092 - 099
CANTINA	100 - 107
CASCINA	108 - 117
COUNTRY	118 - 131
MINI	132 - 139
BARILE	140 - 147
FIORI DI PIZZO	148 - 157
OSTERIA	158 - 165
TERRECOTTE	166 - 173
BARCO	174 - 181
ANITA	182 - 191
TABIA	192 - 201
CONTRADA	202 - 209
BARCHESSA	210 - 221
DROP	222 - 233
LANTERNE	234 - 247
QUADRO	248 - 255
DECORI	256 - 265
BORGO	266 - 275
CALMAGGIORE	276 - 283
PATIO	284 - 291
GRANAIO	292 - 299
FIORDO	300 - 307
VENEZIA	308 - 321
LOGGIA	322 - 329
GARDEN	330 - 339
PORTO	340 - 345
MARINA	346 - 355
PONTE	356 - 363
C'ERA UNA VOLTA	364 - 375
SISTEMA CANALINE	376 - 385
RILEGATO	387 - 412
TABLES	414 - 415
COMPANY	417 - 419
MANUFACTURING	421 - 425
PROJECTS	427 - 447
CUSTOM	449 - 453
F.A.Q	455 - 457

ALPHABETICAL INDEX





GIRASOLI 056



GRANAIO 292



KHONUS 048



LANTERNE 234



LOFT 014



LOGGIA 322



LONDON 064



MARINA 346



MINI 132



OFFICINA 038



OSTERIA 158



C'ERA UNA VOLTA 364



PATIO 284



POGGIO 092




PONTE 356



PORTO 340

ALPHABETICAL INDEX



COMPANY INDEX



COMPANY 417



MANUFACTURING 421



PROJECTS 427



CUSTOM 449

LOFT





LA FORTE MATERICITÀ E LE RICERCATE CARATTERISTICHE ESTETICHE CONTRADDISTINGUONO QUESTE LAMPADE DA INTERNO REALIZZATE IN FERRO, ELEMENTI D'ARREDO DAL DISEGNO CONTEMPORANEO. IL PECULIARE SISTEMA A SNODI VOLUTAMENTE INDUSTRIALI, RISULTATO DELLA PERFETTA UNIONE TRA MATERIA E ARTIGIANALITÀ, CONSENTE IL DUPLICE MOVIMENTO DALL'ALTO AL BASSO E DA DESTRA A SINISTRA. LA GRIGLIA, DISPONIBILE COME ACCESSORIO, ACCOMPAGNA LA LINEA ACCENTUANDO COSÌ IL RICHIAMO AL MONDO INDUSTRIALE. LA COLLEZIONE LOFT È COMPOSTA DA SOSPENSIONI, APPLIQUE, UNA LAMPADA DA TAVOLO E UNA PIANTANA, TUTTE NELLA FINITURA FERRO CON SNODI IN FUSIONE DI OTTONE.


WITH THEIR CONTEMPORARY STYLE, THESE IRON INDOOR LAMPS ARE CHARACTERIZED BY STRONG MATERIALS AND REFINED AESTHETIC FEATURES. THANKS TO THE MATERIALS USED AND OUR EXPERTISE IN HANDICRAFT, THE PECULIAR SYSTEM OF INDUSTRIAL JOINTS ALLOWS FOR THE DOUBLE MOVEMENT FROM TOP TO BOTTOM AND LEFT TO RIGHT. THE GRID, AVAILABLE AS AN ACCESSORY, GIVES THE LAMP A MORE INDUSTRIAL FEEL. THE LOFT COLLECTION INCLUDES SUSPENSIONS, WALL MOUNTS, TABLE LAMPS AND FLOOR LAMPS, AVAILABLE IN AN IRON FINISH WITH BRASS JOINTS.







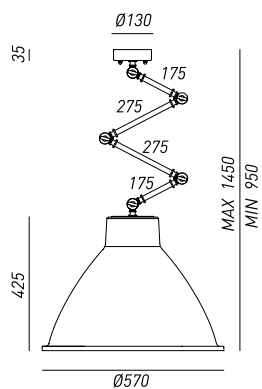




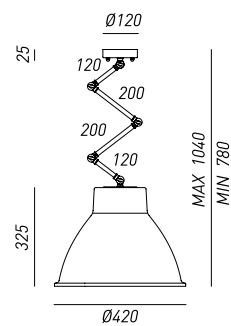




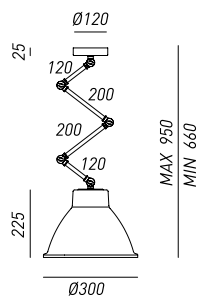
Lampade / lamps



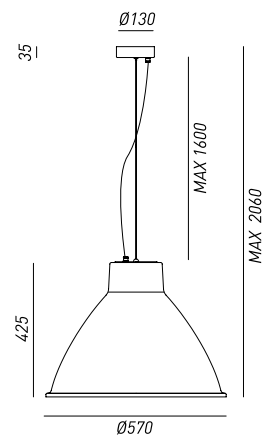
269.04.OF
1x Max 77W E27



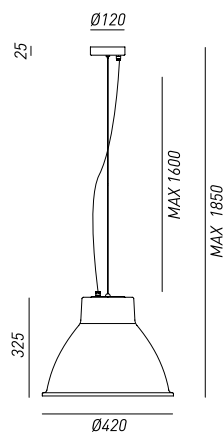
269.03.OF
1x Max 77W E27



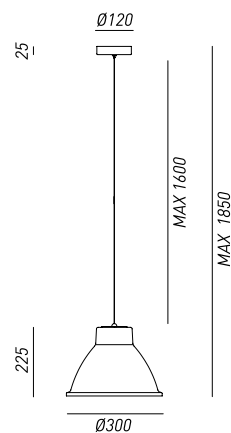
269.02.OF
1x Max 46W E27



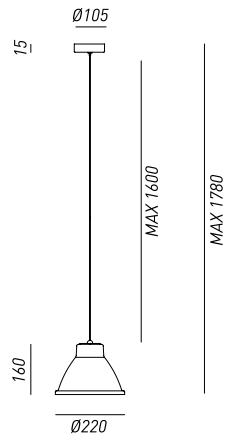
269.14.FF
1x Max 77W E27



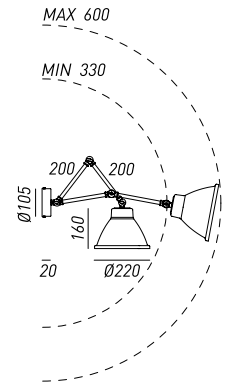
269.13.FF
1x Max 77W E27



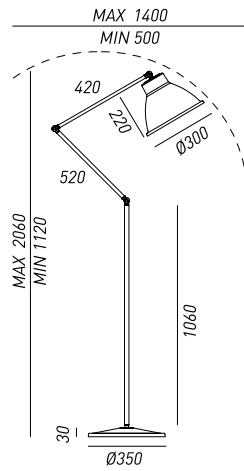
269.12.FF
1x Max 46W E27



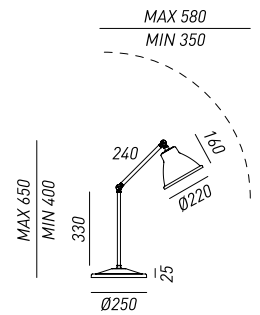
269.11.FF
1x Max 46W E27



269.05.OF
1x Max 46W E27



269.08.OF
1x Max 46W E27



269.06.OF
1x Max 46W E27

rosoni / canopies



269.04
Ø 130 mm



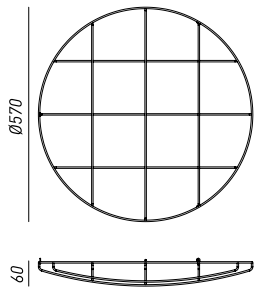
269.02-03
Ø 120 mm

rosoni / canopies

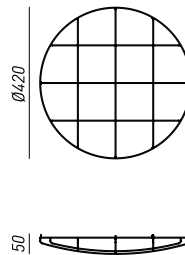


269.11-12-13-14
 Ø 105-120-130 mm

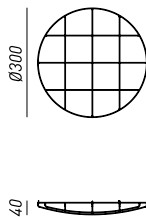
optional



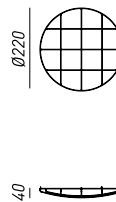
269.54.FF
 per articoli / for items
 269.04-14



269.53.FF
 per articoli / for items
 269.03-13



269.52.FF
 per articoli / for items
 269.02-08-12



269.51.FF
 per articoli / for items
 269.05-06-11

finiture montatura / frame finishes



OTTONE
BRASS

finiture testa / shade finishes



FERRO
IRON

REPORTER



REPORTER È UNA COLLEZIONE DI LAMPADE DA INTERNO DAL FORTE IMPATTO ESTETICO. OGGETTI CAPACI DI CARATTERIZZARE GLI AMBIENTI CON PARTICOLARI CAMBI DI PROSPETTIVA GRAZIE ALLA LORO DUTTILITÀ, E DI CREARE DISEGNI DI LUCE PERSONALIZZABILI. IL MOVIMENTO MECCANICO DELLA MONTATURA E DELLE SINGOLE TESTE PERMETTE DI INDIRIZZARE LA LUCE IN BASE ALLE PROPRIE ESIGENZE, FACENDO DI REPORTER UNA LAMPADA SIMBOLO DI FUNZIONALITÀ, E ALLO STESSO TEMPO DI ESTETICA E CONTEMPORANEITÀ. ELEMENTI CLASSICI E RIFERIMENTI INDUSTRIALI SI INCONTRANO IN UNA COLLEZIONE COMPOSTA DA SOSPENSIONI, APPLIQUE, UNA LAMPADA DA TAVOLO E UNA PIANTANA, DISPONIBILI NELLA FINITURA FERRO CON SNODI IN FUSIONE DI OTTONE.

THE REPORTER INDOOR LAMP COLLECTION OFFERS A STRONG AESTHETIC IMPACT. THESE LAMPS CAN CREATE DIFFERENT PERSPECTIVES THANKS TO THEIR FLEXIBILITY AND CAN CREATE CUSTOMIZABLE PATTERNS OF LIGHT. THE MECHANICAL MOVEMENT OF THE FRAME AND THE INDIVIDUAL LIGHTS ALLOW FOR THE FOCUSING OF THE LIGHTS TO MATCH YOUR NEEDS. THIS MAKES REPORTER A SYMBOL OF FUNCTIONALITY AND, AT THE SAME TIME, AESTHETICS AND MODERNITY. CLASSICAL ELEMENTS AND INDUSTRIAL REFERENCES MEET IN THIS COLLECTION OF SUSPENSIONS, WALL MOUNTS, TABLE LAMPS AND FLOOR LAMPS. THEY ARE AVAILABLE IN IRON FINISHES WITH BRASS JOINTS.



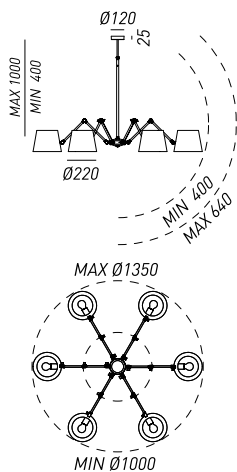




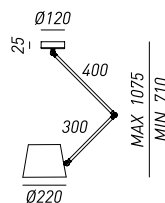




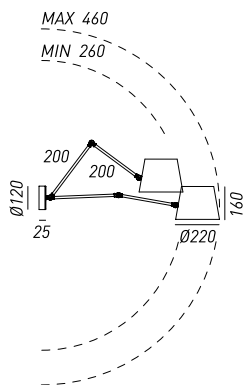
lampade / lamps



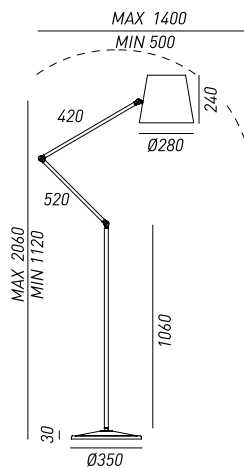
271.04.OF
6x Max 46W E27



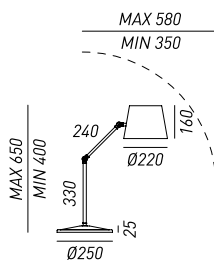
271.01.OF
1x Max 46W E27



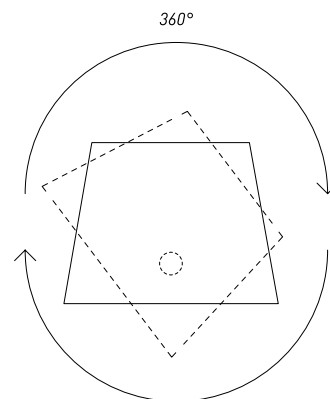
271.05.OF
1x Max 46W E27



271.08.OF
1x Max 77W E27



271.06.OF
1x Max 46W E27



Rotazione della campana: 360°
Shade rotation: 360°

rosoni / canopies



271.01-04
Ø 120 mm

finiture montatura / frame finishes



OTTONE
BRASS

finiture testa / shade finishes



FERRO
IRON

OFFICINA



ASPETTO RUVIDO E GREZZO MA DI GRAN RICERCATEZZA: QUESTE LE CARATTERISTICHE DI OFFICINA, COLLEZIONE DAL GUSTO TIPICAMENTE INDUSTRIAL IN GRADO DI CREARE ATMOSFERE RAFFINATE NEGLI AMBIENTI IN CUI SI COLLOCA. PRODOTTE IN FERRO, QUESTE LAMPADE RAPPRESENTANO UN OMAGGIO AD UNO STILE MINIMAL ED ESSENZIALE.

ROUGH AND RAW LOOK WITH GREAT SOPHISTICATION: THESE ARE THE CHARACTERISTICS OF OFFICINA, COLLECTION OF A TYPICALLY INDUSTRIAL TASTE ABLE TO CREATE A SOPHISTICATED ATMOSPHERE IN THE ENVIRONMENTS IN WHICH IT IS PLACED. PRODUCED IN IRON, THESE LAMPS ARE A TRIBUTE TO A MINIMAL AND ESSENTIAL STYLE.





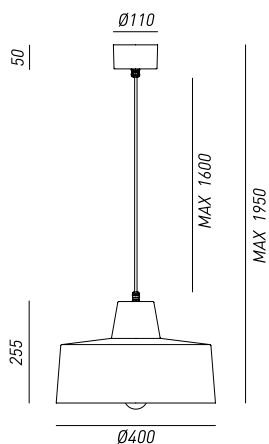




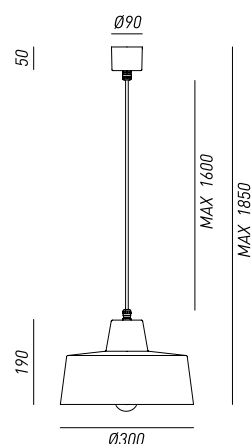




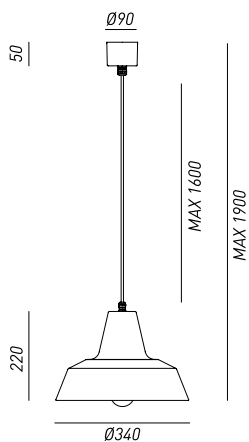
lampade / lamps



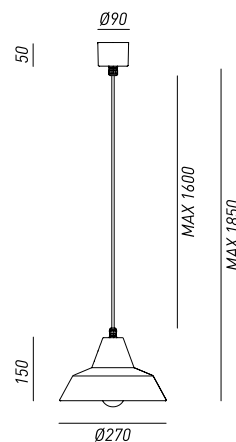
268.06.FF
1x Max 77W E27



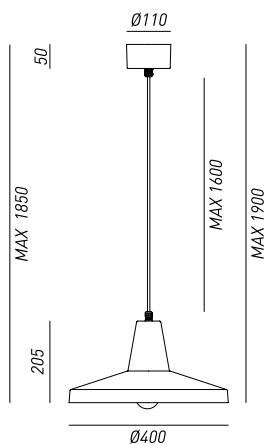
268.05.FF
1x Max 46W E27



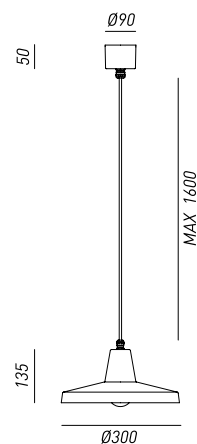

268.10.FF
1x Max 77W E27



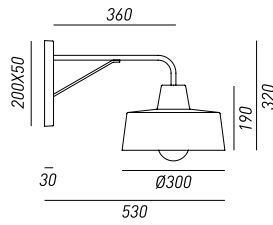
268.09.FF
1x Max 46W E27



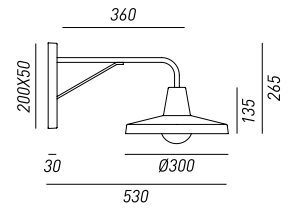
268.02.FF
1x Max 77W E27



268.01.FF
1x Max 46W E27



268.07.FF
1x Max 46W E27



268.03.FF
1x Max 46W E27

rosoni / canopies



268.06-02
Ø 110 mm



268.05-09-10-01
Ø 90 mm

finiture montatura / frame finishes



FERRO
IRON

finiture testa / shade finishes



FERRO
IRON

KHONUS



FORME SEMPLICI E LINEARI ISPIRANO UN DESIGN FUNZIONALE.
COSÌ NASCE KHONUS: UNA SERIE DI LAMPADE CONICHE REALIZZATE IN FERRO ANTICATO, IN GRADO DI RIFLETTERE LA LUCE SIA VERSO IL BASSO CHE VERSO L'ALTO ILLUMINANDO INTERAMENTE L'AMBIENTE. DISPONIBILI IN TRE MISURE DIVERSE, POSSONO ESSERE DISPOSTE SINGOLARMENTE OPPURE INSIEME VALORIZZANDO LA LORO ESSENZA.

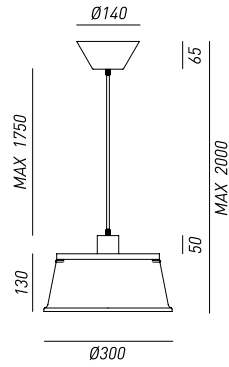
SIMPLE AND LINEAR SHAPES INSPIRE A FUNCTIONAL DESIGN.
THIS IS KHONUS: A SERIES OF CONE SHAPED LAMPS MADE OF ANTIQUE IRON, CAPABLE OF REFLECTING LIGHT BOTH DOWNWARDS AND UPWARDS ENTIRELY ILLUMINATING THE SURROUNDINGS. AVAILABLE IN THREE DIFFERENT SIZES, CAN BE ARRANGED INDIVIDUALLY OR TOGETHER ENHANCING THEIR ESSENCE.



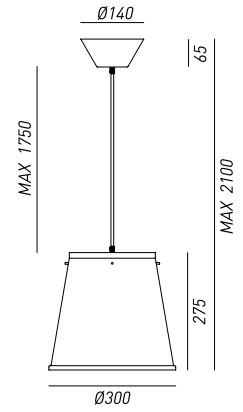




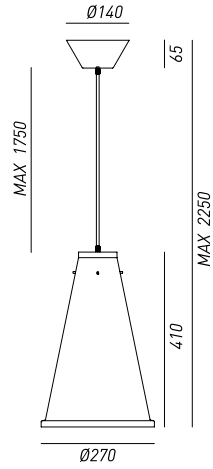
lampade / lamps



256.01.FF
1x Max 77W E27



256.02.FF
1x Max 77W E27



256.03.FF
1x Max 77W E27

rosoni / canopies



256.01-02-03
Ø 140 mm

finiture montatura / frame finishes



FERRO
IRON

finiture testa / shade finishes



FERRO
IRON

GIRASOLI



DESIGN MINIMALISTA ISPIRATO A FORME GEOMETRICHE SEMPLICI PER UNA COLLEZIONE DALLA CONFORMAZIONE CILINDRICA, RIGOROSA E PRIMORDIALE. REALIZZATE IN OTTONE O FERRO, QUESTE LAMPADRE DAL GRANDE FASCINO SONO CARATTERIZZATE DA LINEE PULITE ED ESSENZIALI CHE RISALTANO LA PUREZZA DELLA MATERIA, PROTAGONISTA ASSOLUTA DELLA SERIE GIRASOLI.

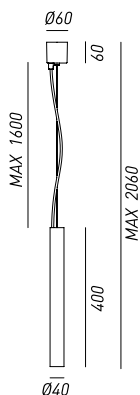
MINIMALIST DESIGN INSPIRED BY SIMPLE GEOMETRIC SHAPES FOR A COLLECTION OF CYLINDRICAL, RIGOROUS AND PRIMORDIAL SHAPES. MADE OF BRASS OR IRON, THESE GLAMOROUS LAMPS HAVE CLEAN AND SIMPLE LINES THAT HIGHLIGHT THE PURITY OF THE MATERIAL, AN ABSOLUTE PROTAGONIST OF THE GIRASOLI SERIES.



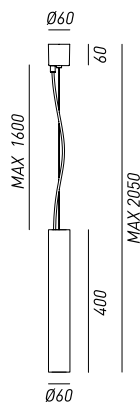




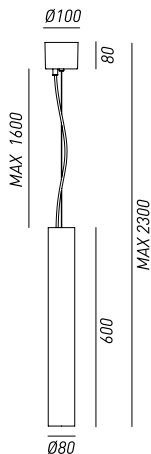
Lampade / lamps



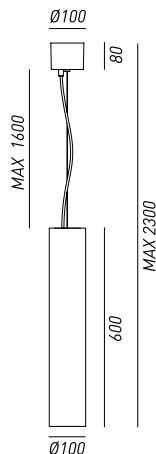
208.31.00
208.31.FF
1x Max 40W G9



208.33.00
208.33.FF
1x Max 30W E14
208.33.01
208.33.F1
1x Max 50W GU10



208.34.00
208.34.FF
1x E27
VEDI PAG. 415 (LAMPADINE) / SEE PAG.415 (BULBS TABLES)



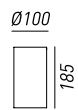
208.35.00
208.35.FF
1x E27
VEDI PAG. 415 (LAMPADINE) / SEE PAG.415 (BULBS TABLES)



208.03.00
208.03.FF
1x Max 30W E14
208.03.01
208.03.F1
1x Max 35W GU10



208.02.00
208.02.FF
1x E27
VEDI PAG. 415 (LAMPADINE) / SEE PAG.415 (BULBS TABLES)



208.01.00
208.01.FF
1x E27
VEDI PAG. 415 (LAMPADINE) / SEE PAG.415 (BULBS TABLES)

rosoni / canopies



208.34-35
Ø 100 mm H 90 mm



208.31-33
Ø 60 mm H 60 mm

finiture montatura / frame finishes



OTTONE
BRASS



FERRO
IRON

finiture testa / shade finishes



OTTONE
BRASS



FERRO
IRON

LONDON





LO STILE INTERNAZIONALE INCONTRA LE LINEE DELLA TRADIZIONE CARATTERIZZANDO LONDON, COLLEZIONE COMPOSTA DA SOSPENSIONI, APPLIQUE E PLAFONIERE. LA STRUTTURA, REALIZZATA IN FERRO ANTICATO, È RESA PERCEPIBILE DALLE TRASPARENZE DEL VETRO CREANDO COSÌ INASPETTATI CAMBI DI VISIONE IN UN'ATMOSFERA LEGGERA E DI GRANDE FASCINO.

THE INTERNATIONAL STYLE MEETS THE LINES OF THE TRADITION THUS OUTLINING LONDON, A COLLECTION COMPOSED OF SUSPENSIONS, APPLIQUES AND CEILING LAMPS. THE STRUCTURE, MADE OF ANTIQUE IRON, IS PERCEPTIBLE BY THE TRANSPARENCY OF GLASS, CREATING UNEXPECTED CHANGES OF VISION IN A SOFT AND OF GREAT CHARM ATMOSPHERE.











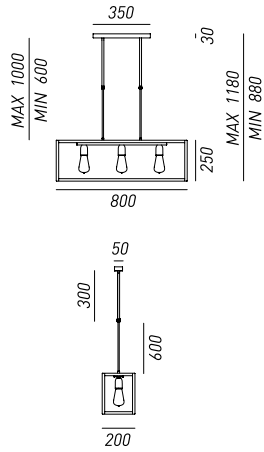




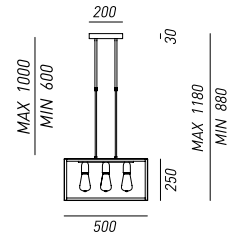




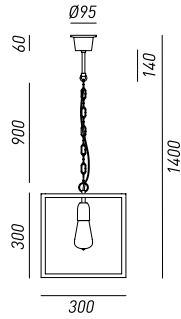
lampade / lamps



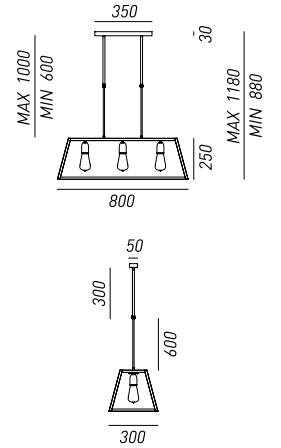
205.04.FF
3x Max 77W E27



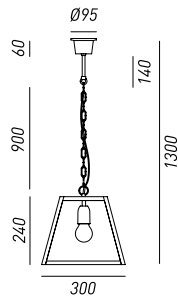
205.05.FF
4x Max 77W E27



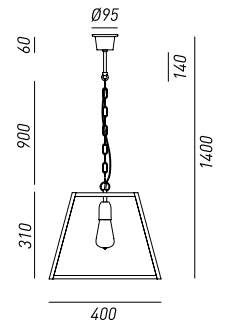
205.02.FF
1x Max 77W E27



205.24.FF
3x Max 77W E27

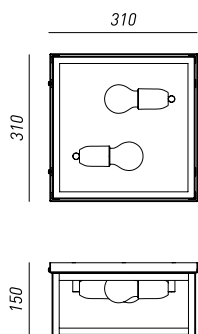


205.21.FF
1x Max 77W E27

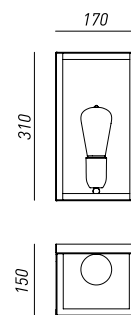


205.22.FF
1x Max 77W E27

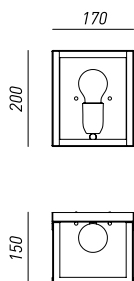
lampade / lamps



205.06.FF
2x Max 46W E27 



205.09.FF
1x Max 46W E27 



205.08.FF
1x Max 46W E27 

rosoni / canopies



205.04-24
L 350 mm H 30 mm



205.05
L 200 mm H 30 mm



205.02-22-21
Ø 95 mm H 60 mm

finiture montatura / frame finishes



FERRO
IRON



VETRO TRASPARENTE
TRANSPARENT GLASS

GALILEO








IL TRATTO GRAFICO DECISO E LA PERFETTA MEZZA SFERA CARATTERIZZANO QUESTA COLLEZIONE DI LAMPADE, CHE SI CONFIGURA COME UN OMAGGIO ALLA RIVOLUZIONE ASTRONOMICA. IL CONTRASTO TRA L'ESTERNO IN OTTONE O FERRO E L'INTERNO REALIZZATO IN FOGLIA ORO, FOGLIA ARGENTO O RAME, CONFERISCE A QUESTO PRODOTTO UN VALORE ESTETICO DI GRANDE EFFETTO VISIVO. DISPONIBILE CON ESTERNO IN OTTONE O FERRO NEI DIAMETRI 30, 40, 60 CM, E CON ESTERNO IN FERRO NEL DIAMETRO 80 CM.

THE FIRM GRAPHIC LINE AND THE PERFECT HALF SPHERE CHARACTERIZE THIS COLLECTION OF LAMPS, DESIGNED AS A TRIBUTE TO THE ASTRONOMICAL REVOLUTION. THE CONTRAST BETWEEN THE OUTER LOOK MADE OF BRASS OR IRON AND THE INTERIOR ONE DONE WITH GOLD, SILVER OR COPPER FOIL, ASCRIBES THIS PRODUCT AN AESTHETIC VALUE OF GREAT VISUAL EFFECT. AVAILABLE IN BRASS OR IRON EXTERIOR FOR DIAMETERS 30, 40, 60 CM AND IN IRON EXTERIOR FOR DIAMETER 80 CM.



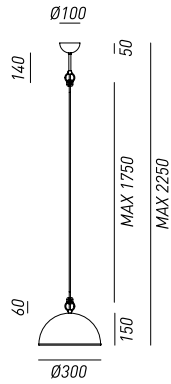
ESEMPI DI FINITURE / EXAMPLES OF FINISHES



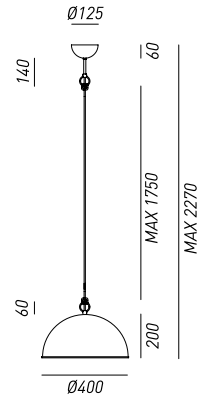




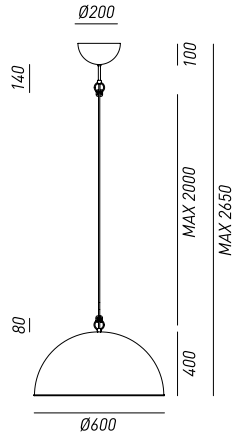
lampade / lamps



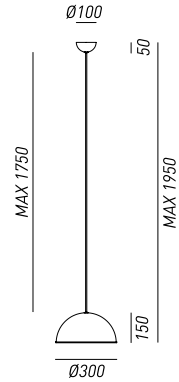
251.07.00 251.07.FF
 251.07.094 251.07.F94
 251.07.095 251.07.F95
 251.07.096 251.07.F96
 1x Max 46W E27



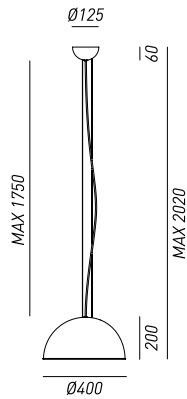
251.08.00 251.08.FF
 251.08.094 251.08.F94
 251.08.095 251.08.F95
 251.08.096 251.08.F96
 1x Max 77W E27



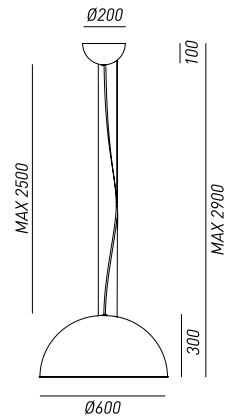
251.10.00 251.10.FF
 251.10.094 251.10.F94
 251.10.095 251.10.F95
 251.10.096 251.10.F96
 1x Max 77W E27



251.01.00 251.01.FF
 251.01.094 251.01.F94
 251.01.095 251.01.F95
 251.01.096 251.01.F96
 1x Max 46W E27




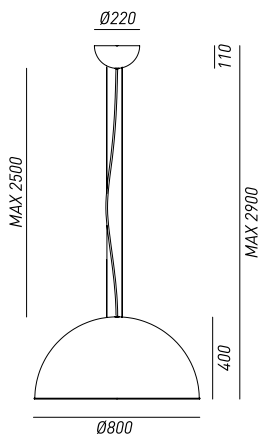
251.02.00 251.02.FF
 251.02.094 251.02.F94
 251.02.095 251.02.F95
 251.02.096 251.02.F96
 1x Max 77W E27





251.04.00 251.04.FF
 251.04.094 251.04.F94
 251.04.095 251.04.F95
 251.04.096 251.04.F96
 1x Max 77W E27





251.06.FF
251.06.F94
251.06.F95
251.06.F96
1x Max 77W E27 






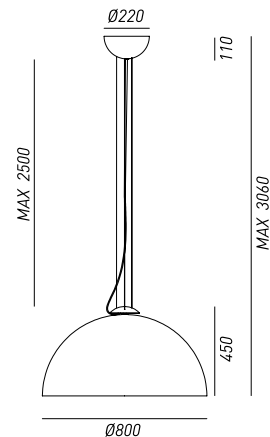
210.02.00 210.02.FF
1x Max 200W R7s118mm 
210.02.01 210.02.F1
1x Max 77W E27 
210.12.00 210.12.FF
LED 13W 3000K






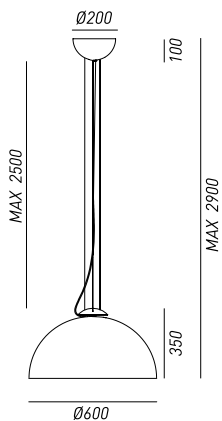
210.03.00 210.03.FF
1x Max 200W R7s118mm 
210.03.01 210.03.F1
1x Max 77W E27 
210.13.00 210.13.FF
LED 8,7W 3000K






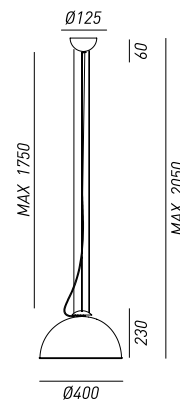
257.04.FF
2x Max 24W 2G10 
257.14.FF
POWER LED 60W 5000K
257.24.FF
POWER LED 60W 3000K
257.34.FF
4x Max 46W E27 
IP55 



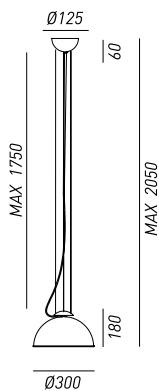
257.03.FF
1x Max 36W 2G10 
257.13.FF
POWER LED 46W 5000K
257.23.FF
POWER LED 46W 3000K
257.33.FF
3x Max 46W E27 
IP55 






257.02.FF
1x Max 24W 2G10 
257.12.FF
POWER LED 29W 5000K
257.22.FF
POWER LED 29W 3000K
257.32.FF
2x Max 46W E27 
IP55 



lampade / lamps



257.01.FF
 1x Max 18W 2G10 
 257.11.FF
 POWER LED 13W 5000K
 257.21.FF
 POWER LED 13W 3000K
 257.31.FF
 1x Max 57W E27 
 IP55 

rosoni / canopies



251.01-07
 Ø 100 mm H 50 mm



251.08
 Ø 125 mm H 60 mm



251.10
 Ø 200 mm H 100 mm



251.06
 257.04
 Ø 220 mm H 110 mm



251.02
257.02
Ø 125 mm H 60 mm



251.04
257.03
Ø 200 mm H 100 mm

descrizione codici / codes description

Ø 300 mm 251.01 251.07 | Ø 400 mm 251.02 251.08 | Ø 600 mm 251.04 251.10

- 00** ESTERNO OTTONE - INTERNO OTTONE / BRASS EXTERIOR - BRASS INTERIOR
094 ESTERNO OTTONE - INTERNO FOGLIA RAME / BRASS EXTERIOR - COPPER FOIL INTERIOR
095 ESTERNO OTTONE - INTERNO FOGLIA ARGENTO / BRASS EXTERIOR - SILVER FOIL INTERIOR
096 ESTERNO OTTONE - INTERNO FOGLIA ORO / BRASS EXTERIOR - GOLD FOIL INTERIOR
- FF** ESTERNO FERRO - INTERNO FERRO / IRON EXTERIOR - IRON INTERIOR
F94 ESTERNO FERRO - INTERNO FOGLIA RAME / IRON EXTERIOR - COPPER FOIL INTERIOR
F95 ESTERNO FERRO - INTERNO FOGLIA ARGENTO / IRON EXTERIOR - SILVER FOIL INTERIOR
F96 ESTERNO FERRO - INTERNO FOGLIA ORO / IRON EXTERIOR - GOLD FOIL INTERIOR

Ø 800 mm 251.06

- FF** ESTERNO FERRO - INTERNO FERRO / IRON EXTERIOR - IRON INTERIOR
F94 ESTERNO FERRO - INTERNO FOGLIA RAME / IRON EXTERIOR - COPPER FOIL INTERIOR
F95 ESTERNO FERRO - INTERNO FOGLIA ARGENTO / IRON EXTERIOR - SILVER FOIL INTERIOR
F96 ESTERNO FERRO - INTERNO FOGLIA ORO / IRON EXTERIOR - GOLD FOIL INTERIOR

POGGIO





LA RICERCATA E COMPLESSA LAVORAZIONE DELLA COLLEZIONE POGGIO, REALIZZATA IN OTTONE E FERRO, È VOLTA ALLA CREAZIONE DI OGGETTI IN GRADO DI RACCHIUDERE L'EREDITÀ CULTURALE DEL DESIGN ITALIANO DEGLI ANNI '40. FORME PULITE E LIBERE DA OGNI COSTRIZIONE CARATTERIZZANO QUESTE LAMPADE, RAPPRESENTATIVE DI UN HERITAGE PURO E AUTENTICO.

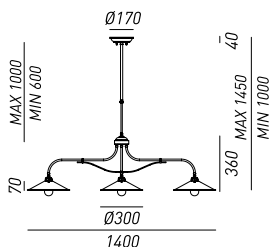
THE SOPHISTICATED AND COMPLEX PROCESSING OF THE BRASS AND IRON POGGIO COLLECTION IS A CREATION OF OBJECTS THAT CAN ENCOMPASS THE CULTURAL HERITAGE OF ITALIAN DESIGN OF THE 40S. WITH THEIR CLEAN AND CONSTRAINT-FREE SHAPES, THESE LAMPS REPRESENT A PURE AND AUTHENTIC HERITAGE.



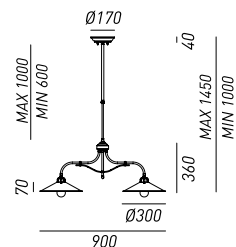




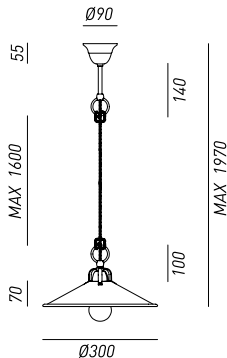
lampade / lamps



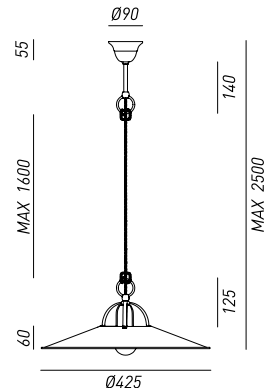
203.11.00
203.11.0F
3x Max 77W E27



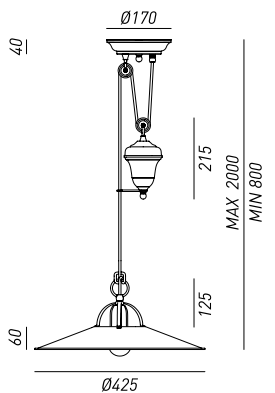
203.10.00
203.10.0F
2x Max 77W E27



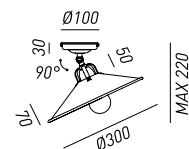
203.09.00
203.09.0F
1x Max 77W E27



203.12.00
203.12.0F
1x Max 77W E27



203.13.00
203.13.0F
1x Max 77W E27



203.02.00
203.02.0F
1x Max 77W E27

rosoni / canopies



203.10-11
Ø 170 mm H 40 mm



203.09-12
Ø 90 mm H 55 mm



203.13
Ø 170 mm H 40 mm

finiture montatura / frame finishes



OTTONE
BRASS

finiture testa / shade finishes



OTTONE
BRASS



FERRO
IRON

CANTINA





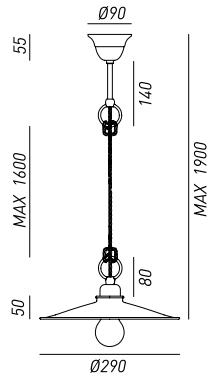
VOLUTAMENTE ISPIRATE ALL'ARREDAMENTO TIPICO DI CANTINE E LABORATORI ARTIGIANALI, QUESTE LAMPADRE SONO CARATTERIZZATE DA PIATTI LEVIGATI IN OTTONE O FERRO ANTICATO. L'ESSENZIALITÀ DELLE FORME È ELEMENTO DISTINTIVO DELLA COLLEZIONE CANTINA: PRODOTTI MODERNI E VERSATILI ADATTABILI AD OGNI AMBIENTE.

PURPOSELY INSPIRED BY FURNISHINGS TYPICAL OF CELLARS AND WORKSHOPS, THESE LAMPS ARE CHARACTERIZED BY FLAT POLISHED BRASS OR ANTIQUE IRON. THE SIMPLICITY OF THE FORMS IS THE DISTINCTIVE ELEMENT OF THE COLLECTION CANTINA: MODERN AND VERSATILE PRODUCTS ADAPTABLE TO ANY ENVIRONMENT.

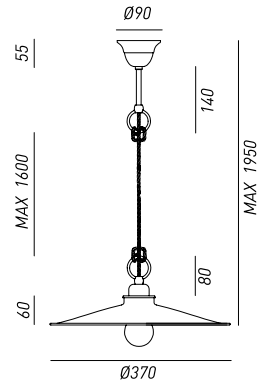




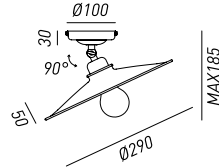
lampade / lamps



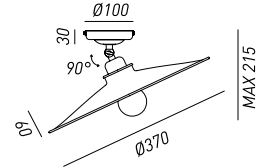
201.10.00
201.10.FF
1x Max 57W E27



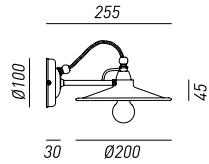
201.11.00
201.11.FF
1x Max 57W E27



201.02.00
201.02.FF
1x Max 57W E27



201.03.00
201.03.FF
1x Max 57W E27



201.04.00
201.04.FF
1x Max 46W E14

rosoni / canopies



201.10-11
Ø 90 mm H 55 mm

finiture montatura / frame finishes



OTTONE
BRASS



FERRO
IRON

finiture testa / shade finishes



OTTONE
BRASS




FERRO
IRON

CASCINA



L'IMPATTO VISIVO FORTEMENTE MATERICO E IL RIGOROSO DISEGNO CARATTERIZZANO I PRODOTTI DELLA COLLEZIONE CASCINA. REALIZZATE IN OTTONE E/O FERRO ANTICATO, QUESTE LAMPADRE ROMPONO LA LINEARITÀ DEGLI AMBIENTI STRAVOLGENDO I CANONI SCENOGRAFICI CLASSICI.

THE HIGHLY MATERIAL VISUAL IMPACT AND STRICT DESIGN CHARACTERIZE THE PRODUCTS OF THE CASCINA COLLECTION. MADE OF BRASS AND/OR ANTIQUE IRON, THESE LAMPS BREAK THE LINEARITY OF THE ENVIRONMENTS TWISTING THE CLASSICAL THEATRICAL CANONS.

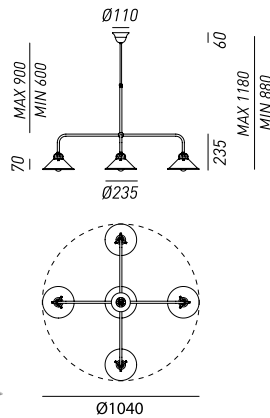




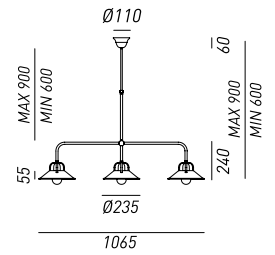




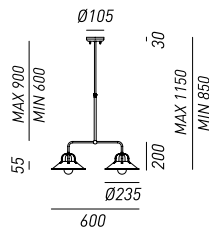
lampade / lamps



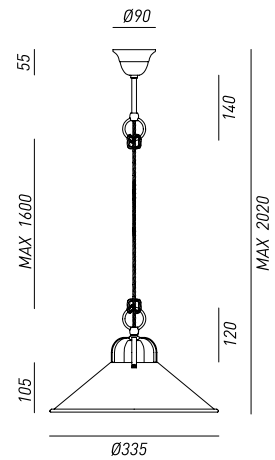
204.25.00
204.25.0F
5x Max 46W E27



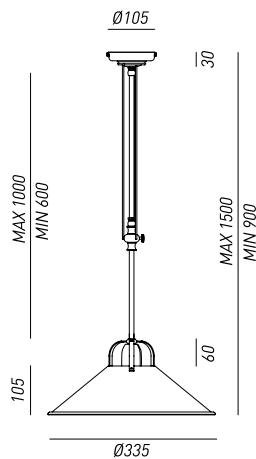
204.10.00
3x Max 46W E27



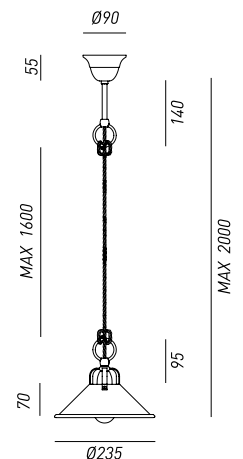
204.09.00
2x Max 46W E27



204.08.00
204.08.0F
1x Max 46W E27




204.11.00
204.11.0F
1x Max 46W E27

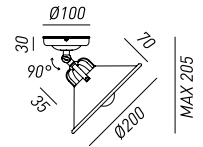
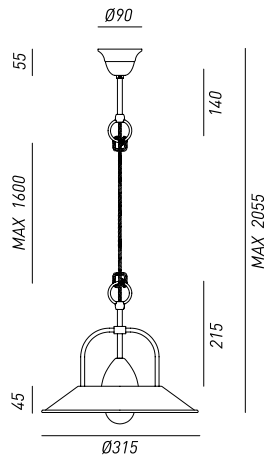


204.07.00
1x Max 46W E27

lampade / lamps




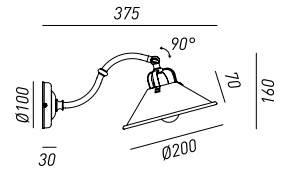
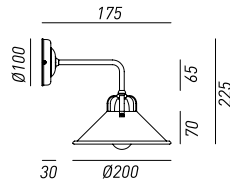
204.12.00
204.12.0F
1x Max 46W E27 




204.23.00
1x Max 46W E14 
204.23.01
1x Max 35W GU10 



204.05.00
1x Max 46W E14 



204.04.00
1x Max 46W E14 

rosoni / canopies



204.10-25
Ø 110 mm H 60 mm



204.09
Ø 100 mm H 30 mm



204.08-07-12
 Ø 90 mm H 55 mm



204.11
 Ø 105 mm H 30 mm

finiture montatura / frame finishes



OTTONE
 BRASS

finiture testa / shade finishes



OTTONE
 BRASS



FERRO
 IRON

COUNTRY



LINGUAGGIO COUNTRY INTERNAZIONALE E TRADIZIONE MILLENARIA DEL VETRO DI MURANO, GRANDE ESPRESSIONE DEL MADE IN ITALY, SI FONDONO ALLA PERFEZIONE NELLA COLLEZIONE COUNTRY. PRODOTTE IN OTTONE E VETRO SOFFIATO BIANCO, QUESTE LAMPADE SONO PECULIARMENTE CARATTERIZZATE DAL BORDO RIBRUCIATO MARRONE.

INTERNATIONAL COUNTRY LANGUAGE AND MILLENNIAL TRADITION OF MURANO GLASS, GREAT EXPRESSION OF MADE IN ITALY, BLEND PERFECTLY INTO THE COUNTRY COLLECTION. PRODUCED IN BRASS WITH WHITE BLOWN GLASS, THESE LAMPS ARE PARTICULARLY CHARACTERIZED BY A BURNT BROWN RIM.

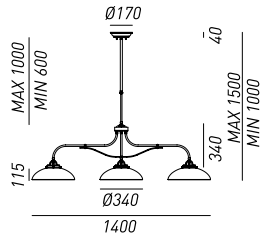




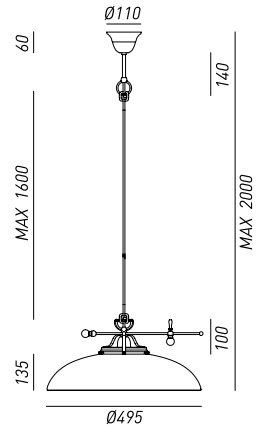




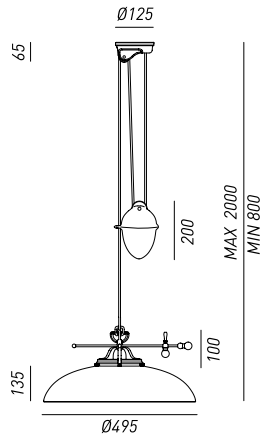
Lampade / lamps



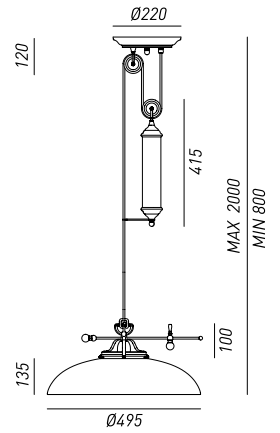
080.09.OV
3x Max 46W E27



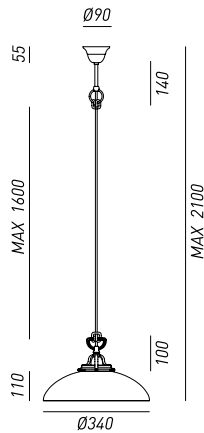
080.10.OV
1x Max 77W E27



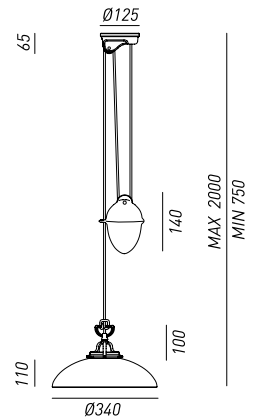
080.11.OV
1x Max 77W E27



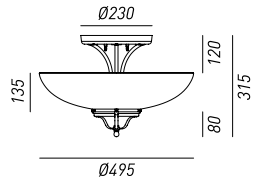
080.12.OV
1x Max 77W E27



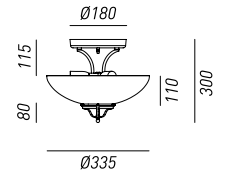
082.10.OV
1x Max 46W E27



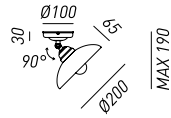
082.11.OV
1x Max 46W E27



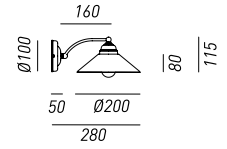
080.02.OV
3x Max 46W E27



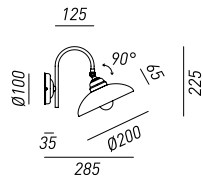
082.02.OV
3x Max 46W E14



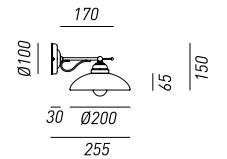
082.23.OV
1x Max 46W E14



082.17.OV
1x Max 46W E14



082.19.OV
1x Max 46W E14



082.14.OV
1x Max 46W E14

rosoni / canopies

080.12
Ø 220 mm H 120 mm



080.09
Ø 170 mm H 40 mm



080.10
Ø 110 mm H 60 mm



082.10
Ø 90 mm H 55 mm



080.11
082.11
Ø 125 mm H 65 mm

finiture montatura / frame finishes



OTTONE
BRASS



CERAMICA
CERAMIC

finiture testa / shade finishes

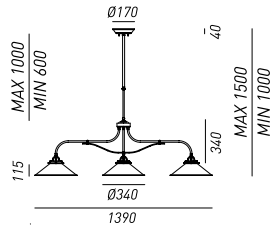


VETRO
GLASS

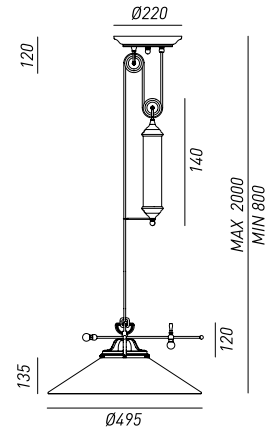




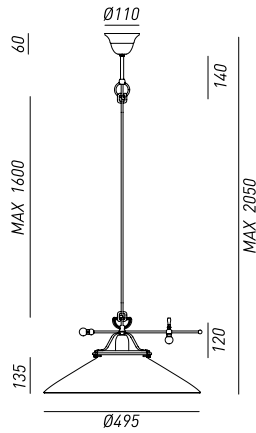
lampade / lamps



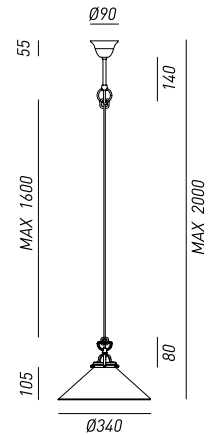
081.09.OV
3x Max 77W E27



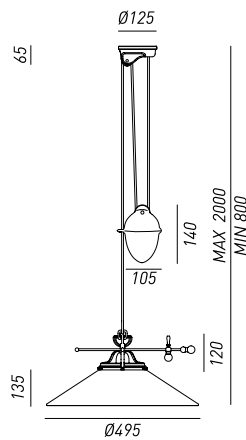
083.12.OV
1x Max 77W E27



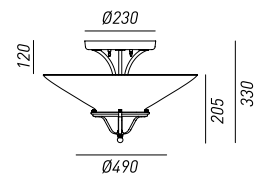
083.10.OV
1x Max 77W E27



081.10.OV
1x Max 77W E27

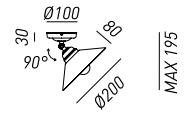
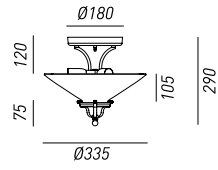


083.11.OV
1x Max 77W E27



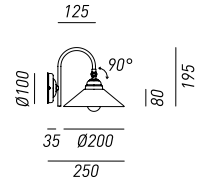
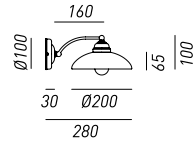
083.02.OV
3x Max 77W E27

lampade / lamps



081.02.OV
3x Max 46W E14

081.23.OV
1x Max 46W E14



081.17.OV
1x Max 46W E14

081.19.OV
1x Max 46W E14

rosoni / canopies



081.10
Ø 90 mm H 55 mm



083.10
Ø 110 mm H 60 mm



083.12
 Ø 220 mm H 120 mm



080.09
 Ø 170 mm H 40 mm



083.11
 Ø 125 mm H 65 mm

finiture montatura / frame finishes



OTTONE
 BRASS



CERAMICA
 CERAMIC

finiture testa / shade finishes



VETRO
 GLASS

MINI





MINI È UNA COLLEZIONE DI APPLIQUE E FARETTI REALIZZATI IN CERAMICA E OTTONE ANTICATO. IL PROFILO RICERCATO CARATTERIZZA QUESTI PRODOTTI COME ELEMENTI DI UN DESIGN GIOVANE E ATTUALE.

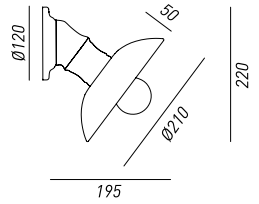
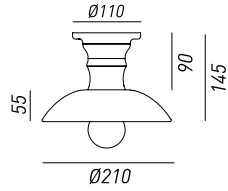
MINI IS A COLLECTION OF SCONCES AND SPOTLIGHTS MADE OF CERAMICS AND ANTIQUE BRASS. THE REFINED PROFILE CHARACTERIZES THESE PRODUCTS AS PART OF A YOUNG AND CURRENT DESIGN.





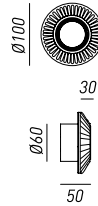
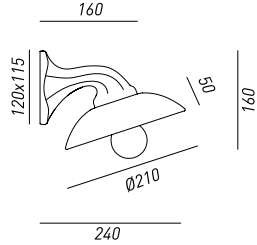


Lampade / lamps



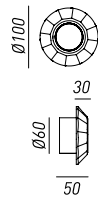
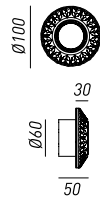
064.02.00
1x Max 46W E27

064.04.00
1x Max 46W E27



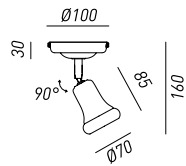
064.05.00
1x Max 46W E27

208.07.00
1x Max 35W GU5.3
208.17.00
1x Max 35W GU10

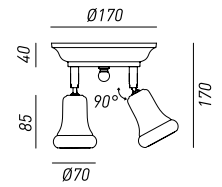



208.08.00
1x Max 35W GU5.3
208.18.00
1x Max 35W GU10

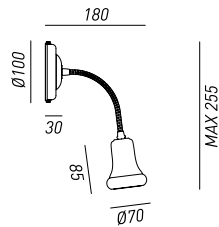
208.09.00
1x Max 35W GU5.3
208.19.00
11x Max 35W GU10



208.23.00
1x Max 35W GU10 



208.22.00
2x Max 35W GU10 



208.20.00
1x Max 35W GU10 

finiture montatura / frame finishes



OTTONE
BRASS



CERAMICA
CERAMIC

finiture testa / shade finishes



OTTONE
BRASS

BARILE



REALIZZATE IN OTTONE O FERRO ANTICATO QUESTE LAMPADE RAPPRESENTANO LA PERFETTA ARMONIA TRA ESTETICA E FUNZIONALITÀ. CARATTERIZZATI DA UN ALTA QUALITÀ MATERICA E TECNICA, I PRODOTTI DELLA COLLEZIONE BARILE SI CONFIGURANO COME MODERNI E VERSATILI, ADATTABILI A TUTTI GLI AMBIENTI INDOOR.

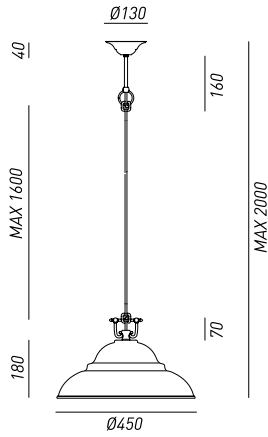
THESE LAMPS, MADE OF BRASS OR ANTIQUED IRON, REPRESENT THE PERFECT HARMONY OF BEAUTY AND FUNCTIONALITY. THE BARILE COLLECTION IS CHARACTERIZED BY MODERN AND VERSATILE TOP QUALITY MATERIALS AND TECHNIQUES, MAKING IT SUITABLE FOR ALL INDOOR ENVIRONMENTS.



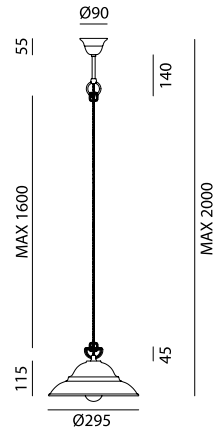




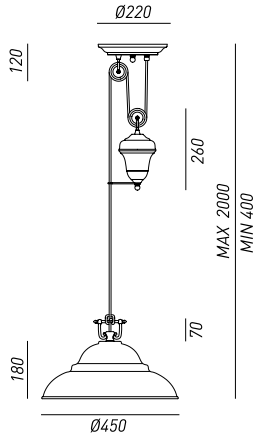
Lampade / lamps



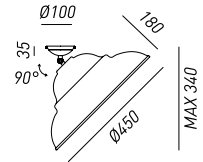

206.11.00
206.11.0F
1x Max 77W E27



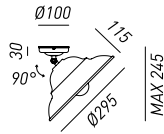
206.10.00
206.10.0F
1x Max 46W E27



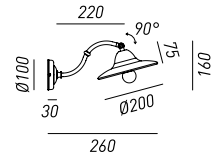
206.14.00
206.14.0F
1x Max 77W E27



206.03.00
206.03.0F
1x Max 77W E27



206.02.00
206.02.0F
1x Max 46W E27



206.04.00
206.04.0F
1x Max 46W E14

rosoni / canopies



206.11
Ø 130 mm H 40 mm



206.10
Ø 90 mm H 55 mm



206.14
Ø 220 mm H 120 mm

finiture montatura / frame finishes



OTTONE
BRASS

finiture testa / shade finishes



OTTONE
BRASS



FERRO
IRON

FIORI DI PIZZO





I RICAMI SAPIENTEMENTE TRAFORATI SULLE PREZIOSE CERAMICHE DI BASSANO CONFERISCONO UN GRANDE VALORE ESTETICO ALLE LAMPADE DELLA COLLEZIONE FIORI DI PIZZO, SIMBOLO DI UN CLASSICISMO RIVISITATO IN CHIAVE MODERNA. LA RICERCATA LAVORAZIONE CONSENTE, IN FASE DI ILLUMINAZIONE, LA CREAZIONE DI GIOCHI DI LUCE SULLE PARETI PROIETTANDO FIORI E DECORI.

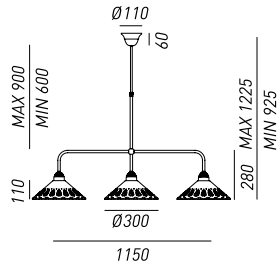
THE EMBROIDERIES EXPERTLY DRILLED ON PRECIOUS CERAMICS OF BASSANO GIVE A GREAT AESTHETIC VALUE TO THE LAMPS OF THE FIORI DI PIZZO COLLECTION, A SYMBOL OF A MODERN REINTERPRETATION OF CLASSICISM. THE SOPHISTICATED PROCESSING ALLOWS, IN STAGE OF ILLUMINATION, THE CREATION OF THE PLAY OF LIGHT ON THE WALLS PROJECTING FLOWERS AND DECORATIONS.



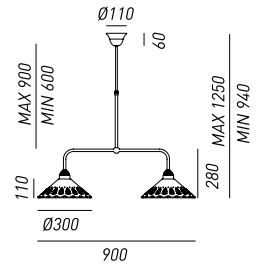




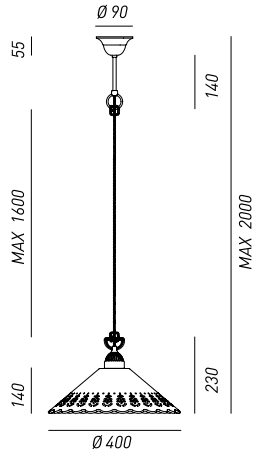
Lampade / lamps



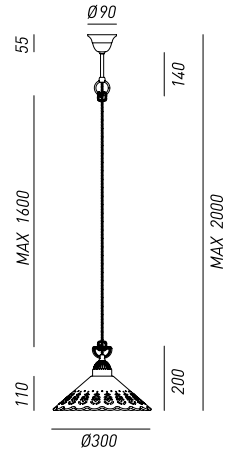
065.25.0C
3x Max 46W E27



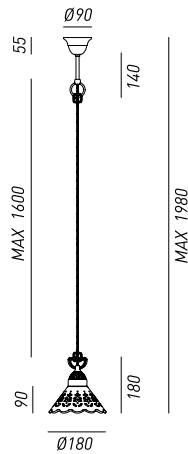
065.24.0C
2x Max 46W E27



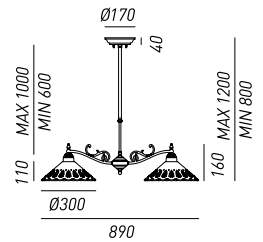
065.09.0C
1x Max 77W E27



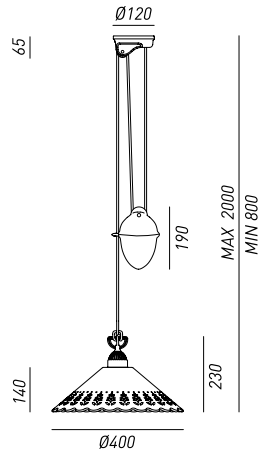
065.08.0C
1x Max 46W E27



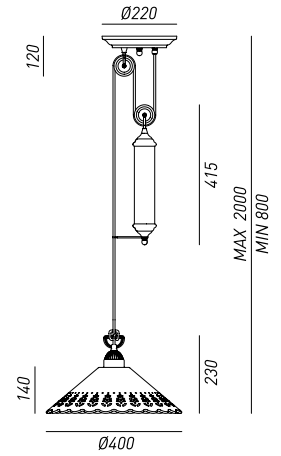
065.07.0C
1x Max 46W E27



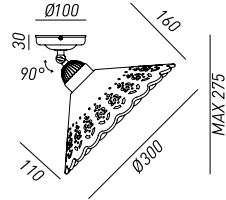
065.10.0C
2x Max 46W E27



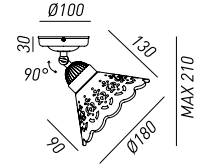
065.11.OC
1x Max 77W E27



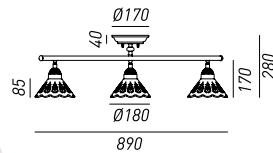
065.12.OC
1x Max 77W E27



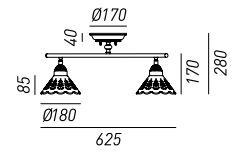
065.02.OC
1x Max 46W E27



065.23.OC
1x Max 46W E27

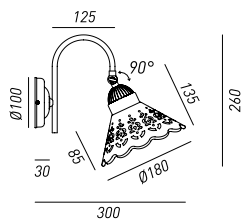


065.21.OC
3x Max 46W E27

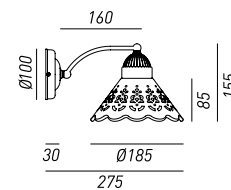


065.22.OC
2x Max 46W E27

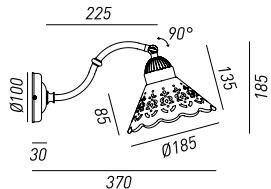
lampade / lamps



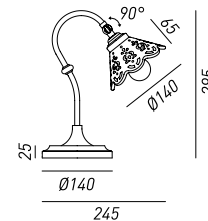
065.19.OC
1x Max 46W E27



065.17.OC
1x Max 46W E27



065.18.OC
1x Max 46W E27



065.52.OC
1x Max 46W E14

rosoni / canopies



065.24-25
Ø 110 mm H 60 mm



065.10
Ø 170 mm H 40 mm



065.07-08-09
 Ø 90 mm H 55 mm



065.11
 Ø 120 mm H 65 mm



065.12
 Ø 220 mm H 120 mm

finiture montatura / frame finishes



OTTONE
 BRASS



CERAMICA
 CERAMIC

finiture testa / shade finishes



CERAMICA
 CERAMIC

OSTERIA



IL TRATTO GRAFICO LINEARE E L'IMPRONTA FORTEMENTE MATERICA CARATTERIZZANO LA COLLEZIONE OSTERIA. LAMPADE DALL'IMPATTO VISIVO RIGOROSO E DECISO, REALIZZATE CON MATERIALI TIPICI DELLA TRADIZIONE REINTERPRETATI CON FORME DAL DESIGN CONTEMPORANEO.

THE OSTERIA COLLECTION IS CHARACTERIZED BY GRAPHIC LINES AND STRONG MATERIALISTIC IMPRINT. THESE LAMPS GIVE OFF A DECISIVE AND RIGOROUS VISUAL IMPACT AND ARE MADE OF TRADITIONAL MATERIALS THAT HAVE BEEN REINTERPRETED INTO A CONTEMPORARY DESIGN.

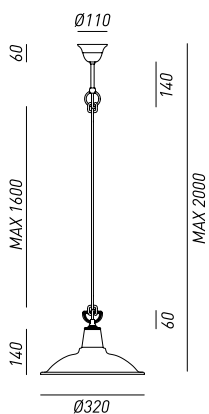




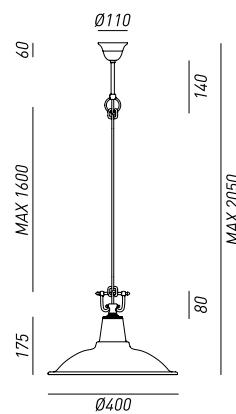




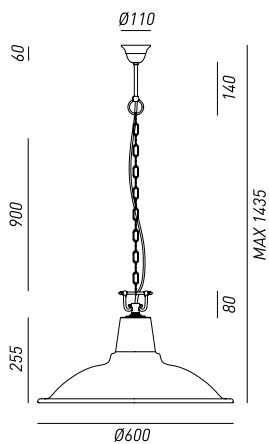
lampade / lamps




240.10.OR
1x Max 57W E27 



240.11.OR
1x Max 77W E27 



240.12.OR
1x Max 116W E27 

rosoni / canopies



240.10-11-12
Ø 110 mm H 60 mm

finiture montatura / frame finishes



OTTONE
BRASS

finiture testa / shade finishes



RAME
COPPER


TERRECOTTE



CARATTERIZZATE DA UNA SOFISTICATA PLISSETTATURA CHE RIPORTA ALLA MENTE IMMAGINI DI GONNELLINE IN MOVIMENTO, LE LAMPADE DI QUESTA COLLEZIONE SI PRESENTANO COME OPERE D'ARTE UNICHE ED ESCLUSIVE. QUESTE LAMPADE, REALIZZATE IN TERRACOTTA, SONO PRODOTTI EMOZIONALI E FUNZIONALI DAL SAPORE TIPICAMENTE POETICO E RAFFINATO.

FEATURING SOPHISTICATED PLEATING THAT BRINGS TO MIND IMAGES OF SKIRTS IN MOTION, THE LAMPS OF THIS COLLECTION ARE PRESENTED AS UNIQUE AND EXCLUSIVE WORKS OF ART. THESE LAMPS, MADE OF TERRACOTTA, ACT AS EMOTIONAL AND FUNCTIONAL PRODUCTS OF A TYPICALLY POETIC AND REFINED TASTE.

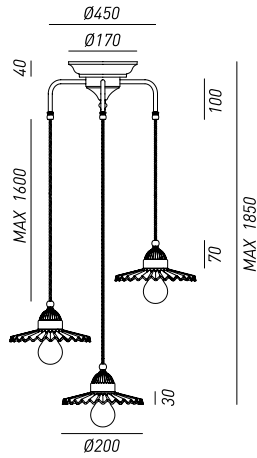




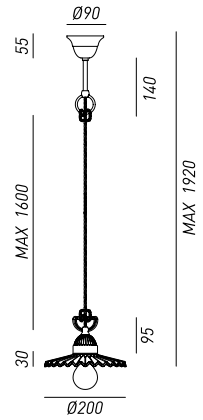




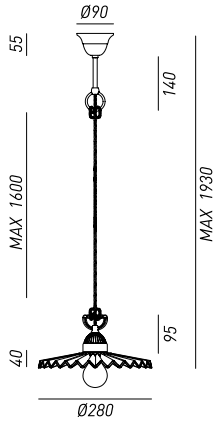
lampade / lamps



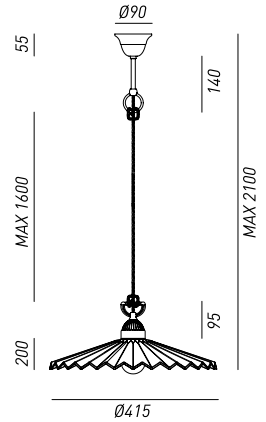
063.06.OC
3x Max 46W E27



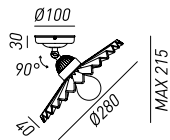
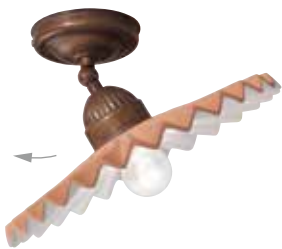
063.07.OC
1x Max 46W E27



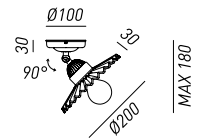
063.08.OC
1x Max 46W E27



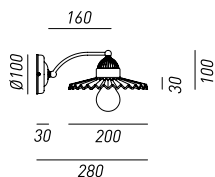
063.09.OC
1x Max 77W E27



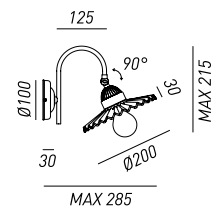
063.02.OC
1x Max 46W E27



063.23.OC
1x Max 46W E27



063.17.OC
1x Max 46W E27



063.19.OC
1x Max 46W E27

rosoni / canopies



063.06
Ø 170 mm H 40 mm



063.07-08-09
Ø 90 mm H 55 mm

finiture montatura / frame finishes



OTTONE
BRASS

finiture testa / shade finishes



TERRACOTTA
TERRACOTTA

BARCO





DESIGN AUSTERO E LINEE ESSENZIALI PER UNA COLLEZIONE CARATTERIZZATA DA PRATICITÀ E RIGORE. LA FUNZIONALITÀ DELLE LAMPADE BARCO, REALIZZATE IN OTTONE O FERRO ANTICATO, È MESSA IN RISALTO DALL'ASSENZA DI ORPELLI E DECORAZIONI QUALIFICANDO COSÌ I PRODOTTI IN UN EMBLEMA DI STILE RAZIONALE E VINTAGE.

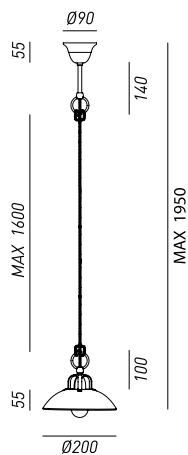
AUSTERE DESIGN AND CLEAN LINES DEFINE A COLLECTION OF EASE AND PRECISION. THE FUNCTIONALITY OF THESE BRASS OR ANTIQUE IRON LAMPS IS ENHANCED BY THE ABSENCE OF FRILLS AND DECORATIONS THUS MAKING THESE PRODUCTS A SYMBOL OF RATIONAL AND VINTAGE STYLE.



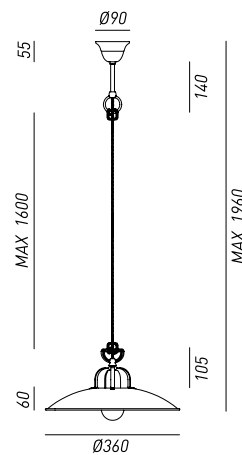




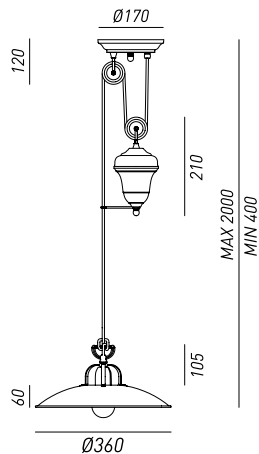
lampade / lamps



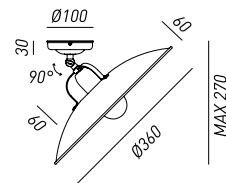
207.09.00
1x Max 46W E14



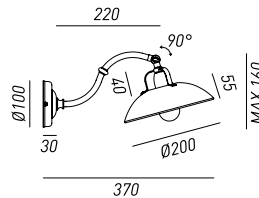
207.10.00
207.10.0F
1x Max 77W E27



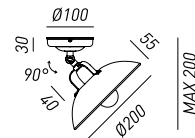
207.14.00
207.14.0F
1x Max 77W E27



207.03.00
207.03.0F
1x Max 77W E27



207.04.00
1x Max 46W E14



207.23.00
1x Max 46W E14

rosoni / canopies



207.14
Ø 170 mm H 120 mm



207.09-10
Ø 90 mm H 55 mm

finiture montatura / frame finishes



OTTONE
BRASS

finiture testa / shade finishes



OTTONE
BRASS



FERRO
IRON

ANITA



L'ECCELLENTE EQUILIBRIO TRA ELEGANZA DELLO STILE LIBERTY E MODERNO COMFORT FA DI QUESTA COLLEZIONE UN CAPOLAVORO DI MAESTRIA ARTIGIANALE, CONTRADDISTINTA DA DETTAGLI SAPIENTEMENTE RICERCATI. LE FAMOSE CERAMICHE DI BASSANO CON CUI SONO REALIZZATE LE LAMPADE ANITA, CONFERISCONO VALORE AGGIUNTO A QUESTE CREAZIONI.

THE OUTSTANDING BALANCE OF ELEGANCE IN THE ART NOUVEAU STYLE AND MODERN COMFORT MAKE THIS COLLECTION A MASTERPIECE OF CRAFTSMANSHIP, CHARACTERIZED BY EXPERTLY RESEARCHED DETAILS. THE FAMOUS CERAMICS OF BASSANO USED TO MAKE THESE LAMPS, ADD ADDITIONAL VALUE TO THESE CREATIONS.

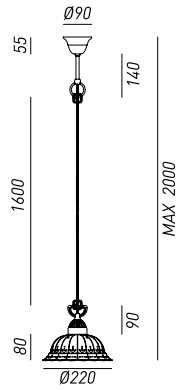




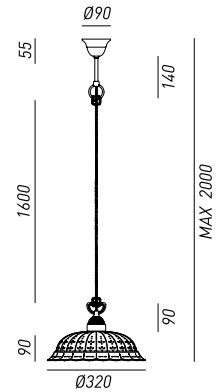




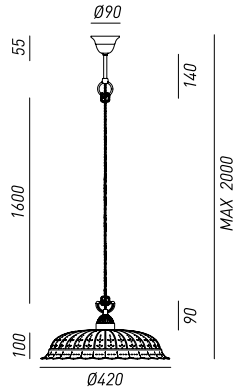
lampade / lamps



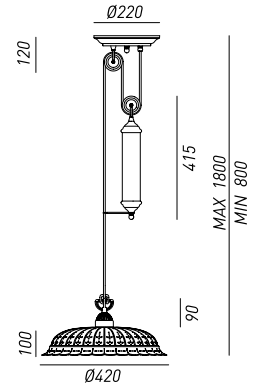
061.07.OC
1x Max 46W E27



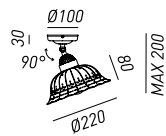
061.08.OC
1x Max 46W E27



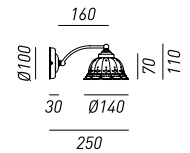
061.09.OC
1x Max 77W E27



061.12.OC
1x Max 77W E27

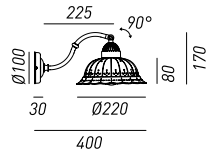


061.23.OC
1x Max 46W E27

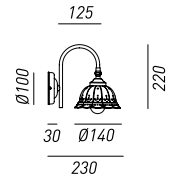


061.17.OC
1x Max 46W E14

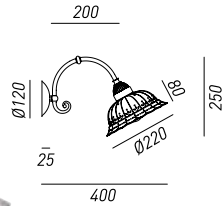
Lampade / lamps



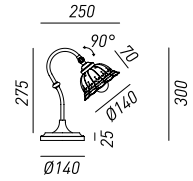
061.18.0C
1x Max 46W E27



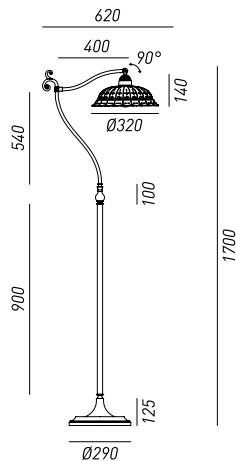
061.19.0C
1x Max 46W E14



061.37.0C
1x Max 46W E27



061.52.0C
1x Max 46W E14



061.53.0C
1x Max 77W E27

rosoni / canopies



061.12
Ø 220 mm H 120 mm



061.07-08-09
Ø 90 mm H 55 mm

finiture montatura / frame finishes



OTTONE
BRASS

finiture testa / shade finishes



CERAMICA
CERAMIC

TABIÀ





REALIZZATE IN VETRO E MONTATURE IN OTTONE ANTICATO, QUESTE LAMPADE RAPPRESENTANO LA PIÙ ALTA ESPRESSIONE DELLO STILE NEW CLASSIC. L'INTERA COLLEZIONE SEGNA L'ATTENTA RICERCA DELLA SEMPLIFICAZIONE E DEL MINIMALISMO STILISTICO RIVISITANDO IN CHIAVE MODERNA MATERIALI TIPICI DELLA TRADIZIONE ITALIANA.

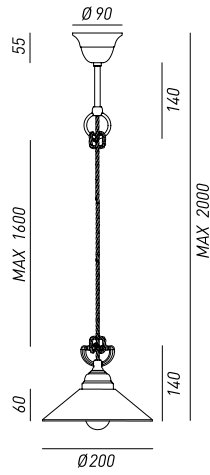
MADE OF GLASS AND FRAMES IN ANTIQUE BRASS, THESE LAMPS ARE THE HIGHEST EXPRESSION OF NEW CLASSIC STYLE. THE ENTIRE COLLECTION MARKS THE CAREFUL RESEARCH OF SIMPLICITY AND STYLISTIC MINIMALISM REVISITING IN MODERN MATERIALS TYPICAL OF THE ITALIAN TRADITION.



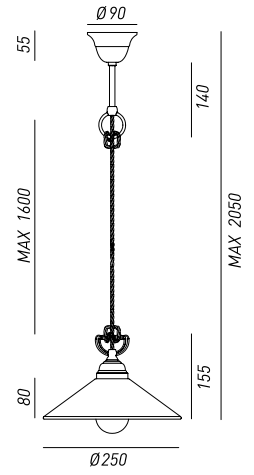




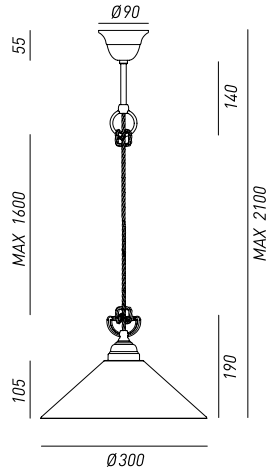
lampade / lamps



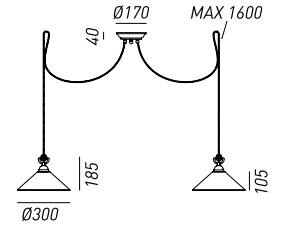
212.07.OV
1x Max 46W E14



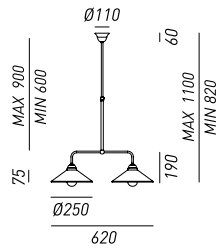
212.08.OV
1x Max 46W E27



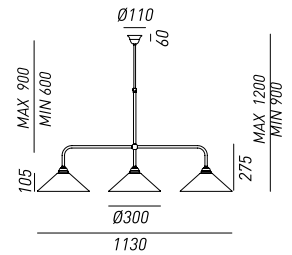
212.09.OV
1x Max 77W E27



212.10.OV
2x Max 77W E27

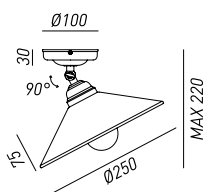


212.24.OV
2x Max 77W E27

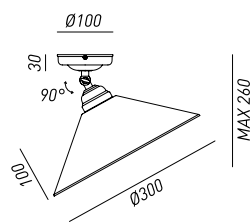


212.25.OV
3x Max 77W E27

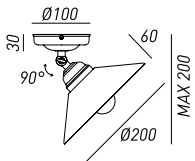
lampade / lamps



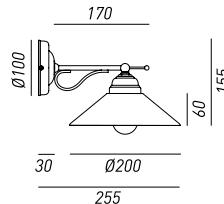
212.02.OV
1x Max 77W E27



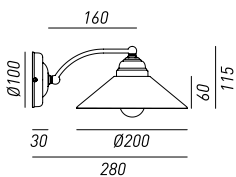
212.03.OV
1x Max 77W E27



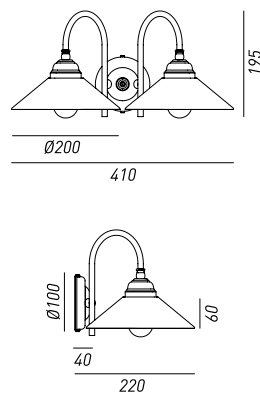
212.23.OV
1x Max 46W E14



212.14.OV
1x Max 46W E14



212.17.OV
1x Max 46W E14



212.20.OV
2x Max 46W E14

rosoni / canopies



212.10
Ø 170 mm H 40 mm



212.07-08-09
Ø 90 mm H 55 mm



212.25-24
Ø 110 mm H 60 mm

finiture montatura / frame finishes



OTTONE
BRASS

finiture testa / shade finishes



VETRO
GLASS

CONTRADA



IL PURISMO STILISTICO CONTRASSEGNA LA COLLEZIONE CONTRADA: LAMPADE DAL DESIGN RIGOROSO ED ESSENZIALE REALIZZATE IN RAME E OTTONE ANTICATO. IL MATERIALE, RICERCATO E DI GRANDE QUALITÀ, CONFERISCE A QUESTI PRODOTTI UN GRANDE IMPATTO MATERICO.

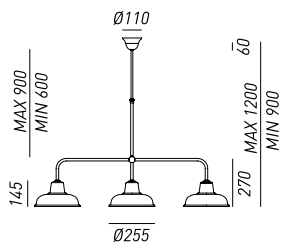
THE STYLISTIC PURISM MARKS THE CONTRADA COLLECTION: LAMPS WITH RIGOROUS AND ESSENTIAL DESIGN MADE OF COPPER AND ANTIQUE BRASS. THE SOPHISTICATED AND OF HIGH QUALITY MATERIAL, GIVES THESE PRODUCTS A GREAT MATERIAL IMPACT.



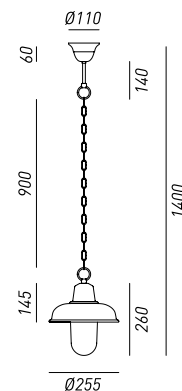




Lampade / lamps



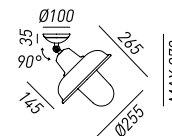
211.11.OR
3x Max 77W E27



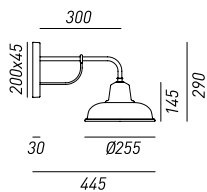
243.07.ORB
243.07.ORT
1x Max 57W E27
1x Max 23W E27
IP 40



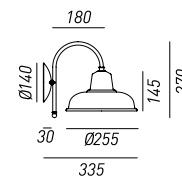
243.02.OR
1x Max 77W E27
IP 23



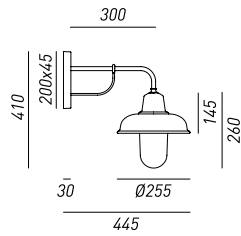
243.03.ORB
243.03.ORT
1x Max 57W E27
1x Max 23W E27
IP 44








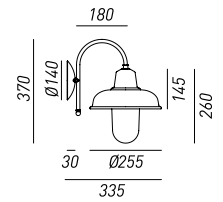
243.05.OR
1x Max 77W E27
IP 23








243.06.OR
1x Max 77W E27
IP 23



243.25.ORB
243.25.ORT
1x Max 57W E27  
1x Max 23W E27  
IP 44 



243.26.ORB
243.26.ORT
1x Max 57W E27  
1x Max 23W E27  
IP 44 

rosoni / canopies



211.11
Ø 110 mm H 60 mm



243.07
Ø 110 mm H 60 mm

finiture montatura / frame finishes



OTTONE
BRASS

finiture testa / shade finishes



RAME
COPPER

vetro / glass



VETRO BIANCO
WHITE GLASS



VETRO TRASPARENTE
TRANSPARENT GLASS

BARCHESSA





IL DESIGN MINIMALISTA E CONCETTUALE DELLE LAMPADE DELLA COLLEZIONE BARCHESSA, REALIZZATE IN FERRO, OTTONE O RAME ANTICATO, RISALTA IL MASSIMO DELLA LORO FUNZIONALITÀ. LE FORME PULITE E LIBERE DA QUALSIASI ARTIFICIOSITÀ SIMBOLEGGIANO IN MANIERA ESCLUSIVA QUESTI PRODOTTI, VISIBILMENTE ISPIRATI ALL'ARTE POVERA.

THE MINIMALIST AND CONCEPTUAL DESIGN OF THE BARCHESSA LAMPS' COLLECTION MADE OF IRON, BRASS OR COPPER, BRINGS OUT THE MOST OF THEIR FUNCTIONALITY. CLEAN AND ARTIFICIALITY-FREE SHAPES SYMBOLIZE THE EXCLUSIVITY OF THESE PRODUCTS, VISIBLY INSPIRED BY POOR ART.



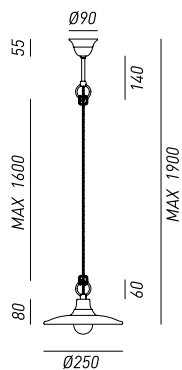




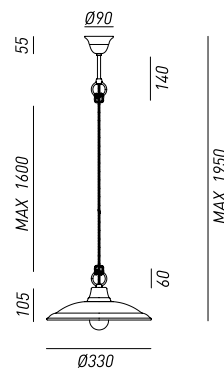




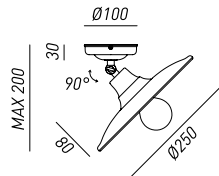
lampade / lamps



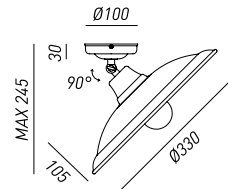
220.10.00
220.10.0R
1x Max 57W E27



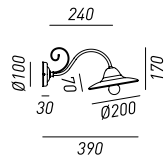
220.11.0R
1x Max 77W E27



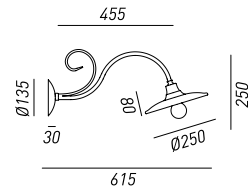
220.02.00
220.02.0R
1x Max 57W E27



220.03.0R
1x Max 77W E27



220.04.0R
220.04.FO
1x Max 46W E14



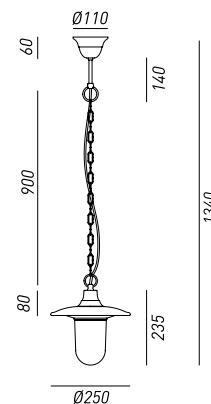
220.05.0R
220.05.FO
1x Max 77W E27



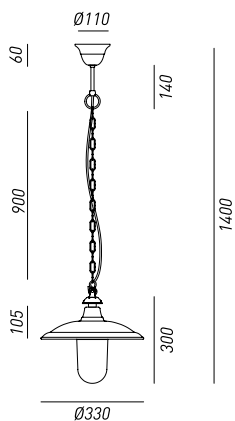
220.06.ORB
1x Max 77W E27



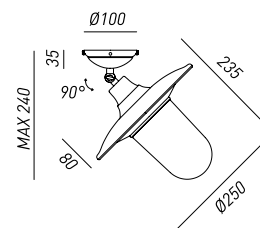
220.07.ORB
220.07.ORT
1x Max 57W E27
1x Max 23W E27
IP 40



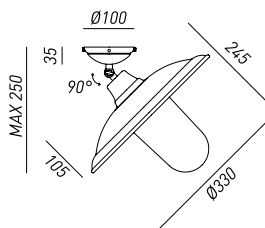
220.08.ORB
220.08.ORT
1x Max 57W E27
1x Max 23W E27
IP 44



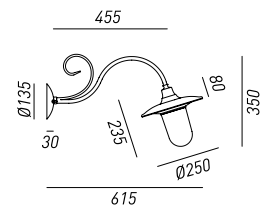
220.12.ORB
220.12.ORT
1x Max 57W E27
1x Max 23W E27
IP 44



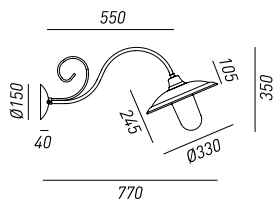
220.13.ORB
220.13.ORT
1x Max 75 W E27
1x Max 23W E27
IP 44



220.25.ORB
220.25.ORT
1x Max 57W E27
1x Max 23W E27
IP 44



lampade / lamps



220.26.ORB

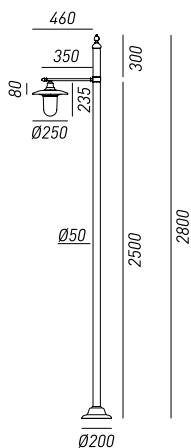
220.26.ORT

1x Max 57W E27

1x Max 23W E27

IP 44

pali / lamp posts



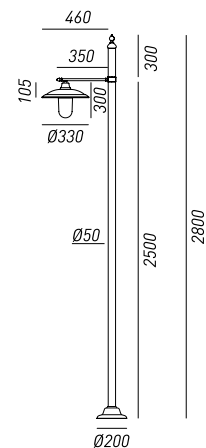
304.H5.ORB

304.H5.ORT

1x Max 57W E27

1x Max 23W E27

IP 44



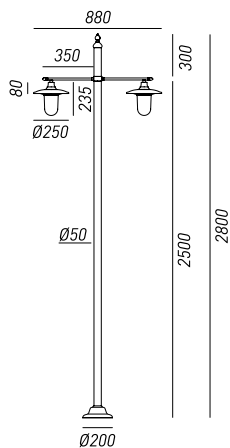
304.H7.ORB

304.H7.ORT

1x Max 57W E27

1x Max 23W E27

IP 44



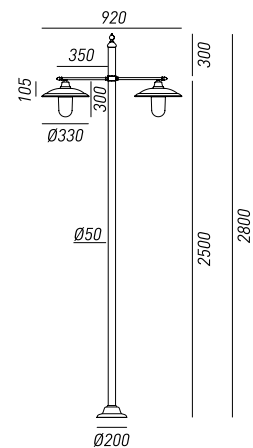
304.L5.ORB

304.L5.ORT

2x Max 57W E27

2x Max 23W E27

IP 44



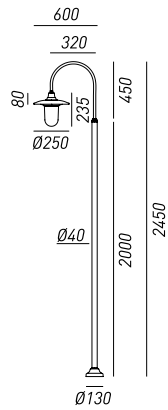
304.L7.ORB

304.L7.ORT

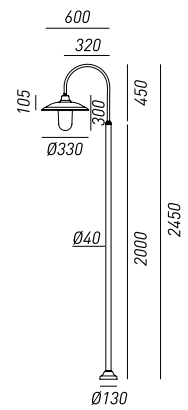
2x Max 57W E27

2x Max 23W E27

IP 44



301.D5.ORB
301.D5.ORT
1x Max 57W E27
1x Max 23W E27
IP 44



301.D7.ORB
301.D7.ORT
1x Max 57W E27
1x Max 23W E27
IP 44

rosoni / canopies



220.07-08
Ø 110 mm H 60 mm



220.10-11
Ø 90 mm H 55 mm

finiture montatura / frame finishes



OTTONE
BRASS

finiture testa / shade finishes



OTTONE
BRASS

vetro / glass



VETRO BIANCO
WHITE GLASS



VETRO TRASPARENTE
TRANSPARENT GLASS

DROP





ISPIRATE ALLE LUCI DELLE SAGRE PAESANE, LE LAMPADE DELLA COLLEZIONE DROP RAPPRESENTANO UNA SOLUZIONE ORIGINALE PER L'ARREDAMENTO DEGLI AMBIENTI ESTERNI E INTERNI. TRASPARENZA E SEMPLICITÀ CONTRADDISTINGUONO QUESTE LAMPADE REALIZZATE IN OTTONE, RAME E VETRO, REINTERPRETAZIONE IN CHIAVE CONTEMPORANEA DELLA TRADIZIONALE FORMA A GOCCIA. PUNTI LUCE DAL DESIGN RICERCATO CHE ILLUMINANO GLI SPAZI CON ELEGANTE DISCREZIONE AMALGAMANDOSI CON IL PAESAGGIO.

INSPIRED BY TOWN FESTIVAL LIGHTS, THE DROP COLLECTION REPRESENT A UNIQUE SOLUTION FOR OUTDOOR AND INDOOR ENVIRONMENTS. THANKS TO THEIR TRANSPARENCY AND SIMPLICITY, THESE LAMPS MADE OF BRASS, COPPER AND GLASS GIVE A NEW CONTEMPORARY REINTERPRETATION OF THE TEARDROP FORM. THE LIGHT ILLUMINATES SPACES WITH ELEGANT DISCRETION THAT DISSOLVES INTO THE LANDSCAPE.









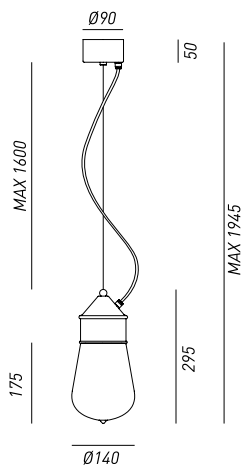




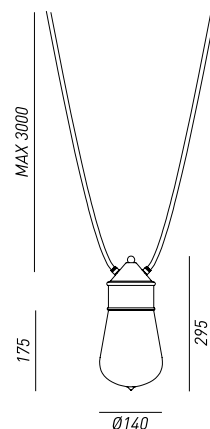
lampade / lamps



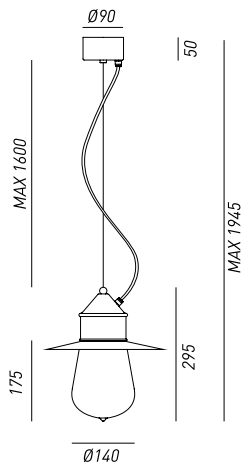
270.01.ORT
1x Max 57W E27
IP55



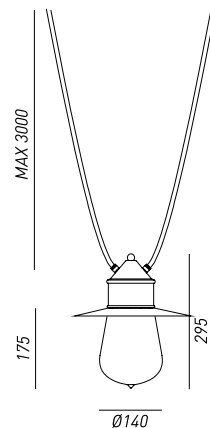
270.02.ORT
1x Max 57W E27
IP55



270.11.ORT
1x Max 57W E27
IP55



270.12.ORT
1x Max 57W E27
IP55

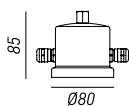


rosoni / canopies

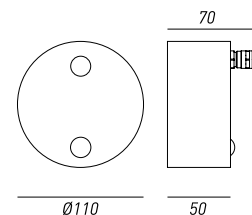


270.01-11
Ø 90 mm H 50 mm

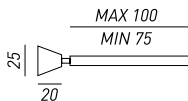
optional / accessories



270.10.00
 Ø 80 mm H 85 mm
 Scatola di connessione per cavo d'acciaio.
 Connection box for steel cable.



270.06.00
 Ø 110 mm H 50 mm
 Rosone da muro o soffitto con due stringicavo piu un tappo.
 Wall or ceiling canopy with two cable glands and screw top.



270.08.AA
 Ø 25 mm H 20 mm
 Kit per cavo d'acciaio
 Kit for steel cable

270.07.10
 Ø 3 mm
 Cavo d'acciaio 10 mt
 Steel cable 10 mt

270.07.20
 Ø 3 mm
 Cavo d'acciaio 20 mt
 Steel cable 20 mt

finiture montatura / frame finishes



OTTONE
BRASS

finiture testa / shade finishes



OTTONE
BRASS



RAME
COPPER

vetro / glass



VETRO TRASPARENTE
TRANSPARENT GLASS

LANTERNE



LA LUCE TENUE E AMBRATA DIVENTA ASSOLUTA PROTAGONISTA DI QUESTA SERIE DI LAMPADRE DI CHIARA ISPIRAZIONE ORIENTALEGGIANTE. I PRODOTTI DELLA COLLEZIONE LANTERNE, CON MONTATURE IN OTTONE O FERRO E VETRO TRASPARENTE, REINTERPRETANO IN CHIAVE CONTEMPORANEA TUTTO IL FASCINO DELLA TIPICA ATMOSFERA A LUME DI CANDELA.

THE SOFT AND AMBER LIGHT BECOMES AN ABSOLUTE PROTAGONIST OF THESE SERIES OF LAMPS CLEARLY INSPIRED BY ORIENTAL FEATURES. THE PRODUCTS OF LANTERNE COLLECTION, WITH FRAMES MADE OF BRASS OR IRON AND TRANSPARENT GLASS, REINTERPRET IN A CONTEMPORARY LIGHT ALL THE CHARM OF THE TYPICAL ATMOSPHERE OF CANDLELIGHT.





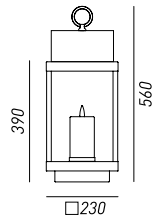




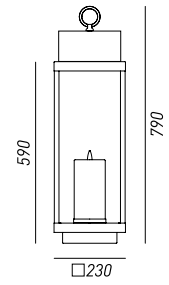




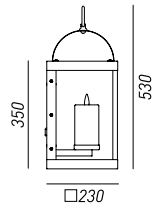
lampade / lamps



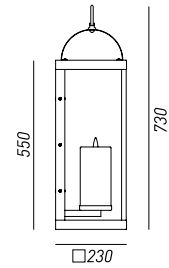
265.01.00
265.01.FF
1x Max 28W E27
1x Max 12W E27
IP 65



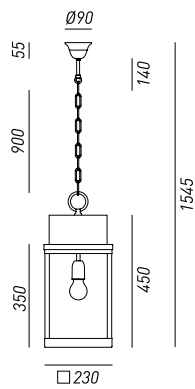
265.02.00
265.02.FF
1x Max 42W E27
1x Max 20W E27
IP 65



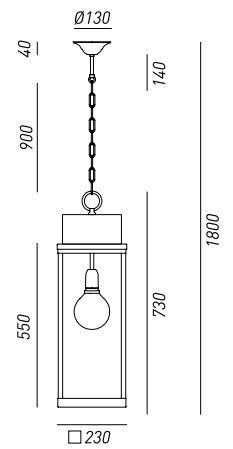
265.03.00
265.03.FF
1x Max 28W E27
1x Max 12W E27
IP 65



265.04.00
265.04.FF
1x Max 42W E27
1x Max 20W E27
IP 65

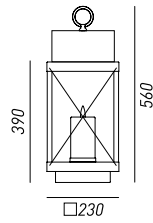


265.07.00
265.07.FF
1x Max 70W E27
IP 44

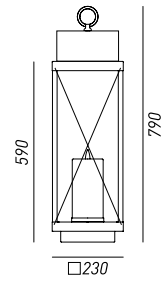


265.08.00
265.08.FF
1x Max 105W E27
IP 44

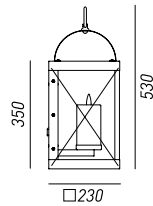
Lampade / lamps



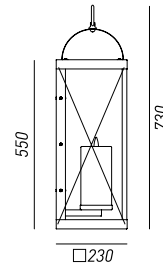
265.11.00
265.11.FF
1x Max 28W E27
1x Max 12W E27
IP 65



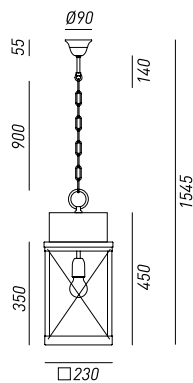
265.12.00
265.12.FF
1x Max 42W E27
1x Max 20W E27
IP 65



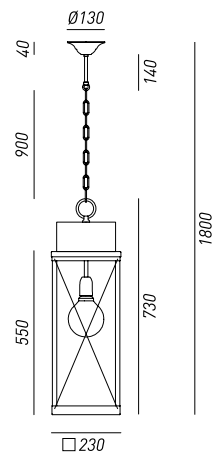
265.13.00
265.13.FF
1x Max 28W E27
1x Max 12W E27
IP 65



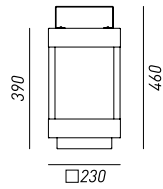
265.14.00
265.14.FF
1x Max 42W E27
1x Max 20W E27
IP 65



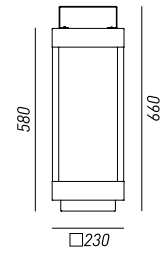
265.17.00
265.17.FF
1x Max 70W E27
IP 44



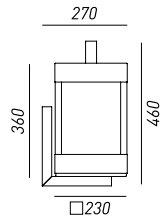
265.18.00
265.18.FF
1x Max 105W E27
IP 44



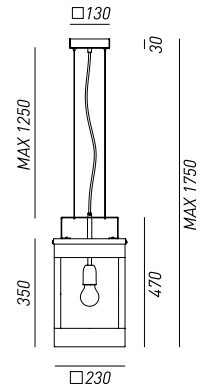
266.01.00
266.01.FF
1x Max 18W 2G10
IP 65



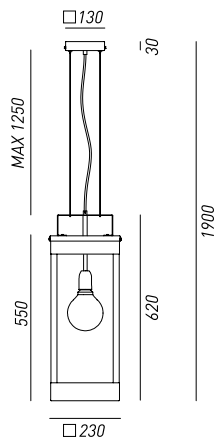
266.02.00
266.02.FF
1x Max 18W 2G10
IP 65



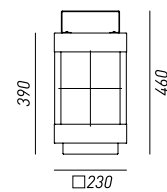
266.03.00
266.03.FF
1x Max 18W 2G10
IP 65



266.07.00
266.07.FF
1x Max 70W E27
IP 44

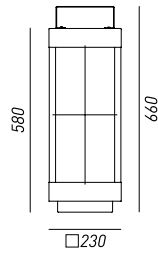


266.08.00
266.08.FF
1x Max 105W E27
IP 44

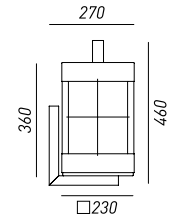


266.11.00
266.11.FF
1x Max 18W 2G10
IP 65

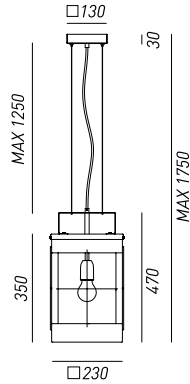
lampade / lamps



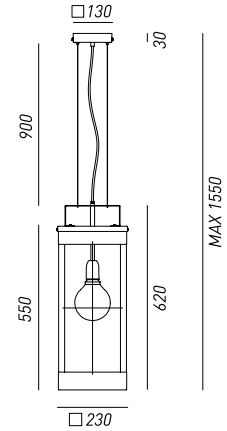
266.12.00
266.12.FF
 1x Max 18W 2G10
 IP 65



266.13.00
266.13.FF
 1x Max 18W 2G10
 IP 65



266.17.00
266.17.FF
 1x Max 70W E27
 IP 44



266.18.00
266.18.FF
 1x Max 105W E27
 IP 44

optional



PICCHETTO / STAKE
266.30.FZ
 □ 140 mm H 400 mm

rosoni / canopies



265.07-17
Ø 90 mm H 55 mm



265.08-18
Ø 130 mm H 40 mm



266.07-08-17-18
Ø 130 mm H 30 mm

finiture montatura / frame finishes



OTTONE
BRASS



FERRO
IRON

vetro / glass



VETRO TRASPARENTE
TRANSPARENT GLASS

QUADRO



CREATA SU MISURA PER UNA DELLE PIÙ SUGGESTIVE REALIZZAZIONI DE IL FANALE, LA COLLEZIONE QUADRO È ENTRATA POI A FAR PARTE DEL CATALOGO. L'ELEGANZA ASSOLUTA, LE FORME GEOMETRICHE INCONTAMINATE E I RIFERIMENTI IRLANDESI CARATTERIZZANO QUESTE LAMPADRE PRODOTTE IN VETRO TRASPARENTE O PLEXIGLASS BIANCO E OTTONE ANTICATO.

THIS STRIKING COLLECTION STARTED OUT AS A SPECIAL MADE-TO-ORDER RANGE OF LAMPS, BUT IT IS NOW PART OF OUR CATALOGUE. THESE LAMPS, WHICH ARE ABSOLUTELY ELEGANT IN THEIR PRISTINE GEOMETRIC SHAPES, ARE MADE WITH BRASS FRAMES AND EITHER TRANSPARENT GLASS OR WHITE PLEXIGLASS.

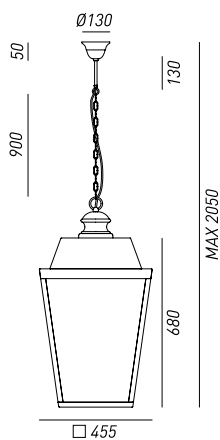




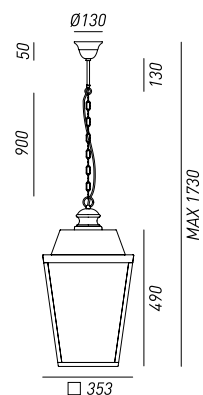




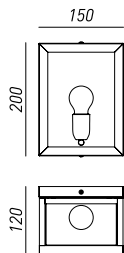
Lampade / lamps



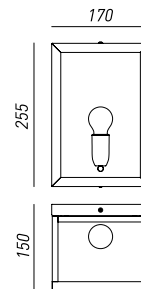
262.50.OB
262.50.OT
1x Max 116W E27
IP 43



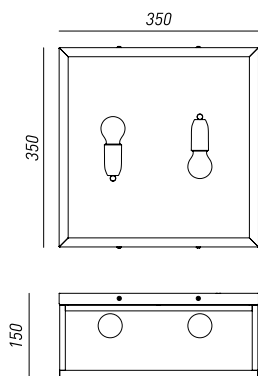
262.51.OB
262.51.OT
1x Max 77W E27
IP 43



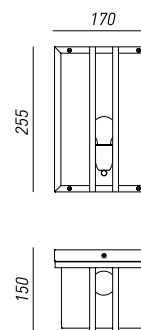
262.01.OT
1x Max 30W E14
IP 55



262.02.OT
1x Max 46W E27
IP 55

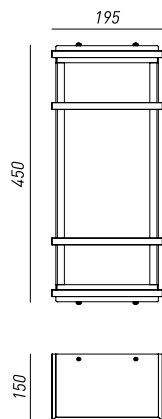




262.03.OT
2x Max 30W E27
IP 55



262.07.OT
1x Max 46W E27
IP 55

(vedi realizzazione pag.442) / (see project on page 442)



262.10.0B
 1x Max 42W GX 24q 3/4 
 Ballast included
 IP 55 

rosoni / canopies



262.50-51
 Ø 130 mm H 55 mm

finiture montatura / frame finishes



OTTONE
BRASS

vetro / glass



VETRO TRASPARENTE
TRANSPARENT GLASS



PLEXIGLASS BIANCO
WHITE PLEXIGLASS

DECORI



NATA DALLA FORTE ESIGENZA DI ESALTARE UN'ILLUMINAZIONE PROPRIAMENTE TECNICA, LA COLLEZIONE DECORI VALORIZZA L'ATTENTA RICERCA MATERICA. LE LAMPADE, DISPONIBILI IN FERRO O RAME, SONO CARATTERIZZATE DA UN'ESTREMA ESSENZIALITÀ DELLE LINEE GARANTENDO COMUNQUE UNA PERFETTA COESIONE TRA FUNZIONALITÀ E LATO ESTETICO.

CREATED FROM THE GREAT NEED FOR ENHANCEMENT OF PROPER ILLUMINATION TECHNIQUE, DECORI COLLECTION ENHANCES THE CAREFUL MATERIAL RESEARCH. THE LAMPS, AVAILABLE IN IRON OR COPPER, ARE CHARACTERIZED BY AN EXTREME SIMPLICITY OF THE LINES WHILE STILL PROVIDING A PERFECT COHESION BETWEEN FUNCTIONALITY AND AESTHETICS.





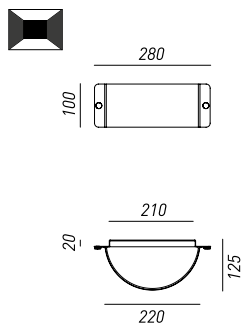




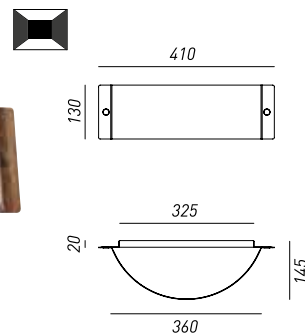




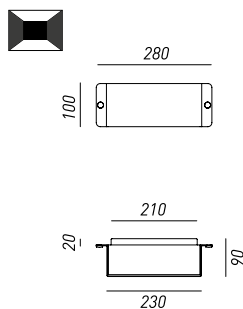
lampade / lamps



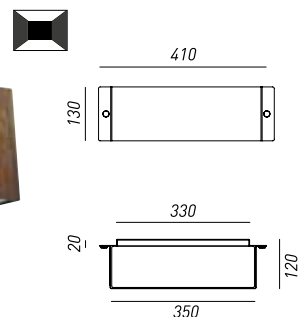
252.01.RR
252.01.RF
1x Max 46W E27
252.51.RR
252.51.RF
LED 8,5W 3000K
IP 54



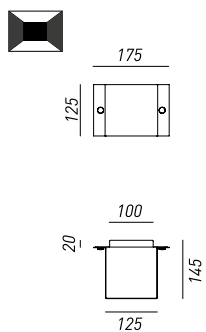
252.02.RR
252.02.RF
2x Max 30W E27
252.52.RR
252.52.RF
LED 13W 3000K
IP 54



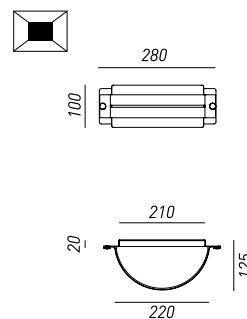
252.03.RR
252.03.RF
1x Max 46W E27
252.53.RR
252.53.RF
LED 8,5W 3000K
IP 54



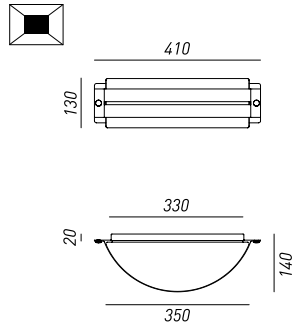
252.04.RR
252.04.RF
2x Max 30W E27
252.54.RR
252.54.RF
LED 13W 3000K
IP 54





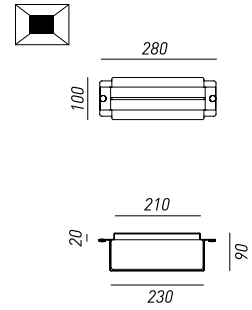
252.05.RR
252.05.RF
1x Max 33W G9
252.55.RR
252.55.RF
LED 7,5W 3000K
IP 54





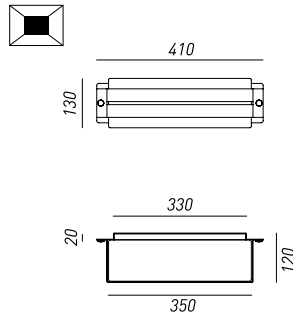
252.06.RR
252.06.RF
1x Max 46W E27
252.56.RR
252.56.RF
LED 8,5W 3000K
IP 54





252.07.RR
252.07.RF
2x Max 30W E27 
252.57.RR
252.57.RF
LED 13W 3000K
IP 54 



252.08.RR
252.08.RF
1x Max 46W E27 
252.58.RR
252.58.RF
LED 8,5W 3000K
IP 54 



252.09.RR
252.09.RF
2x Max 30W E27 
252.59.RR
252.59.RF
LED 13W 3000K
IP 54 

finiture fascia / band finishes



vetro / glass



BORGO





ARTIGIANALITÀ E ATTENTA RICERCA DEI MATERIALI SI FONDONO CON LE PIÙ RECENTI TECNICHE D'ILLUMINAZIONE DANDO VITA ALLA COLLEZIONE BORG0 CHE SI CONFIGURA COME LA PIÙ ALTA RAPPRESENTAZIONE DEL MOOD AZIENDALE. LE LAMPAD E, REALIZZATE IN RAME ED OTTONE, PRESENTANO FORME D'ISPIRAZIONE CLASSICA SAPIENTEMENTE RIVISITATE IN CHIAVE CONTEMPORANEA.

CRAFTMANSHIP AND CAREFUL RESEARCH OF THE MATERIALS, COMBINED WITH THE LATEST ILLUMINATION TECHNIQUES, MAKE THE BORG0 COLLECTION AS THE HIGHEST REPRESENTATION OF THE COMPANY'S MOOD. THE LAMPS, MADE OF COPPER AND BRASS, ARE FORMS OF CLASSICAL INSPIRATION WISELY REVISITED IN A CONTEMPORARY WAY.



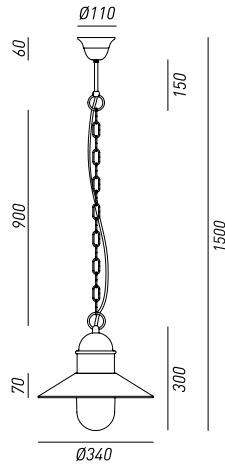




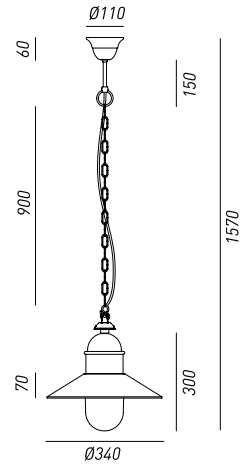
Lampade / lamps



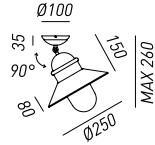
244.08.ORB
244.08.ORT
1x Max 116W E27
1x Max 30W E27
IP 43



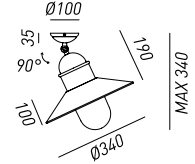
244.09.ORB
244.09.ORT
1x Max 116W E27
1x Max 30W E27
IP 45



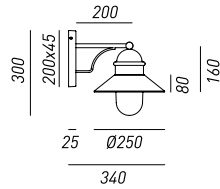
244.02.ORB
244.02.ORT
1x Max 57W E27
1x Max 23W E27
IP 44



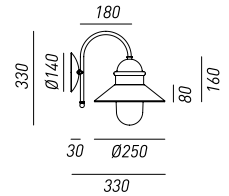
244.03.ORB
244.03.ORT
1x Max 116W E27
1x Max 30W E27
IP 44

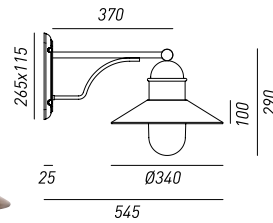


244.05.ORB
244.05.ORT
1x Max 57W E27
1x Max 23W E27
IP 44



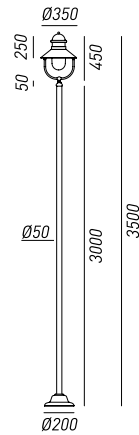
244.06.ORB
244.06.ORT
1x Max 57W E27
1x Max 23W E27
IP 44



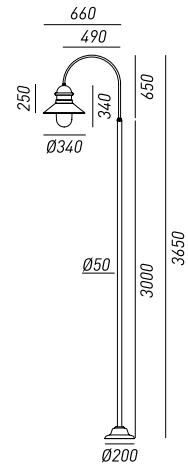


244.25.ORB
244.25.ORT
1x Max 116W E27
1x Max 30W E27
IP 44

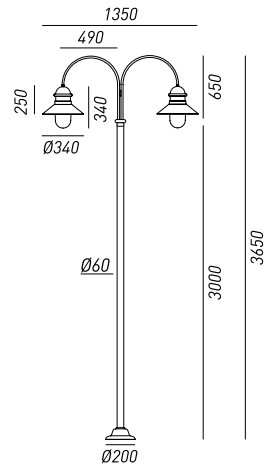
pali / lamp posts



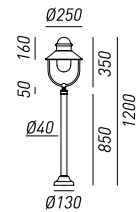
244.30.ORB
244.30.ORT
1x Max 116W E27
1x Max 30W E27
IP 45



244.40.ORB
244.40.ORT
1x Max 116W E27
1x Max 30W E27
IP 45

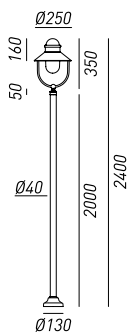


244.42.ORB
244.42.ORT
2x Max 116W E27
2x Max 30W E27
IP 45

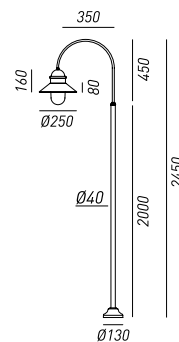


301.B2.ORB
301.B2.ORT
1x Max 57W E27
1x Max 23W E27
IP 44

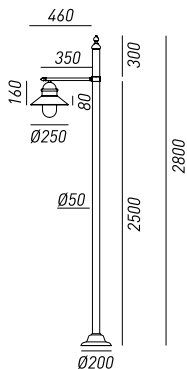
pali / lamp posts



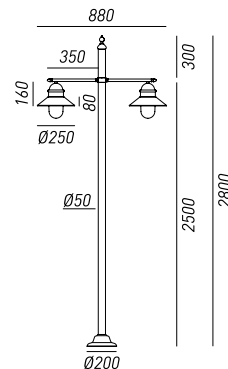
301.B4.ORB
301.B4.ORT
1x Max 57W E27
1x Max 23W E27
IP 44



301.D3.ORB
301.D3.ORT
1x Max 57W E27
1x Max 23W E27
IP 44



304.H3.ORB
304.H3.ORT
1x Max 57W E27
1x Max 23W E27
IP 44



304.L3.ORB
304.L3.ORT
2x Max 57W E27
2x Max 23W E27
IP 44

rosoni / canopies



244.08-09
Ø 110 mm H 60 mm

finiture montatura / frame finishes



**OTTONE
BRASS**

finiture testa / shade finishes



**OTTONE
BRASS**



**RAME
COPPER**

vetro / glass



**VETRO BIANCO
WHITE GLASS**



**VETRO TRASPARENTE
TRANSPARENT GLASS**

CALMAGGIORE



L'IMPATTO VISIVO DELICATO MA DECISO CARATTERIZZA LE LAMPADE DI QUESTA COLLEZIONE, DESTINATE AGLI AMBIENTI OUTDOOR. I PRODOTTI, REALIZZATI IN RAME E OTTONE ANTICATO, SONO CONTRADDISTINTI DA UN'EFFICIENTE EMISSIONE LUMINOSA CHE CONFERISCE CARATTERE AGLI SPAZI ARREDATI.

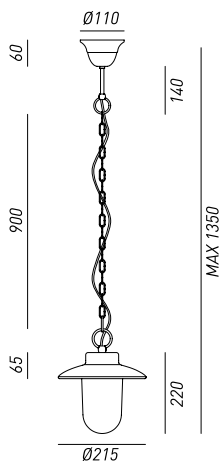
THIS OUTDOOR COLLECTION OF LAMPS OFFERS A FIRM YET DELICATE VISUAL IMPACT. THE LAMPS, WHICH ARE MADE OF COPPER AND ANTIQUED BRASS, GIVE OFF EFFICIENT LIGHT WHILE ADDING CHARACTER TO THE FURNISHED SPACE.



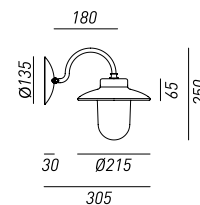




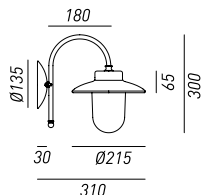
lampade / lamps



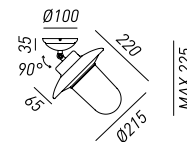
233.03.ORB
233.03.ORT
 1x Max 46W E27
 1x Max 20W E27
 IP 40



231.03.ORB
231.03.ORT
 1x Max 46W E27
 1x Max 20W E27
 IP 44

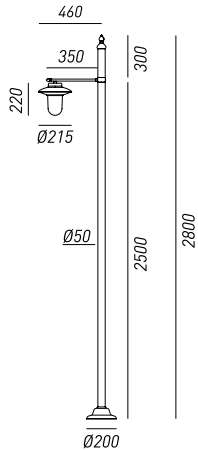


230.03.ORB
230.03.ORT
 1x Max 46W E27
 1x Max 20W E27
 IP 44

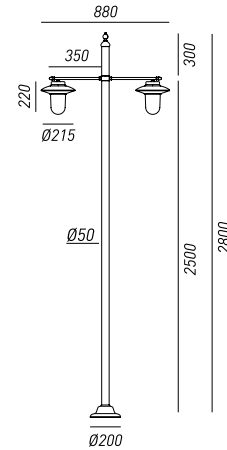


232.06.ORB
232.06.ORT
 1x Max 46W E27
 1x Max 20W E27
 IP 44

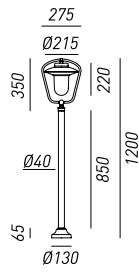
pali / lamp posts








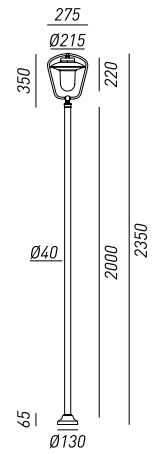
304.H1.ORB
304.H1.ORT
 1x Max 57W E27
 1x Max 23W E27
 IP 44








304.L1.ORB
304.L1.ORT
 2x Max 57W E27
 2x Max 23W E27
 IP 44



301.B3.ORB
301.B3.ORT
1x Max 57W E27  
1x Max 23W E27  
IP 44 



301.B5.ORB
301.B5.ORT
1x Max 57W E27  
1x Max 23W E27  
IP 44 

rosoni / canopies



233.03
Ø 110 mm H 60 mm

finiture montatura / frame finishes



OTTONE
BRASS

finiture testa / shade finishes



RAME
COPPER

vetro / glass



VETRO BIANCO
WHITE GLASS



VETRO TRASPARENTE
TRANSPARENT GLASS

PATIO





LAMPADE DA ESTERNO CARATTERIZZATE DAL DESIGN SOBRIO ED ESSENZIALE REALIZZATE IN RAME E OTTONE ANTICATO. GRAZIE ALL'ASPETTO E ALLA RICERCATA LAVORAZIONE, I PRODOTTI DI QUESTA COLLEZIONE SI CONFIGURANO COME ELEMENTI DECORATIVI DALL'ALTA FUNZIONALITÀ TECNICA.

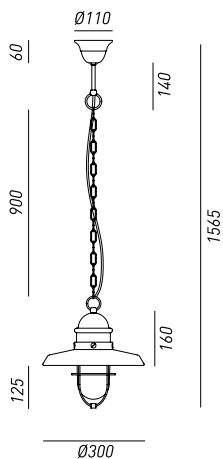
THESE OUTDOOR LAMPS ARE DISTINGUISHED BY A SIMPLE DESIGN AND ARE MADE OF COPPER AND ANTIQUED BRASS. THANKS TO THEIR LOOK AND REFINED MANUFACTURING, THESE LAMPS STAND OUT AS HIGH-TECH, FUNCTIONING DECORATIVE ELEMENTS.



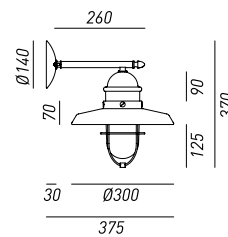




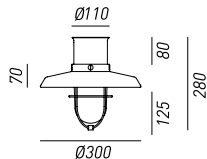
lampade / lamps



225.07.ORB
225.07.ORT
1x Max 57W E27
1x Max 23W E27
IP 40



225.05.ORB
225.05.ORT
1x Max 57W E27
1x Max 23W E27
IP 44




225.04.ORB
225.04.ORT
1x Max 57W E27
1x Max 23W E27
IP 44

rosoni / canopies



225.07
Ø 110 mm H 60 mm

finiture montatura / frame finishes**OTTONE
BRASS**

finiture testa / shade finishes**OTTONE
BRASS****RAME
COPPER**

vetro / glass**VETRO BIANCO
WHITE GLASS****VETRO TRASPARENTE
TRANSPARENT GLASS**

GRANAIO



NATA DALLA FORTE ESIGENZA DI ESALTARE UN'ILLUMINAZIONE PROPRIAMENTE TECNICA, LA COLLEZIONE DECORI VALORIZZA L'ATTENTA RICERCA MATERICA. LE LAMPADE, DISPONIBILI IN OTTONE E RAME, SONO CARATTERIZZATE DA UN'ESTREMA ESSENZIALITÀ DELLE LINEE GARANTENDO COMUNQUE UNA PERFETTA COESIONE TRA FUNZIONALITÀ E LATO ESTETICO.

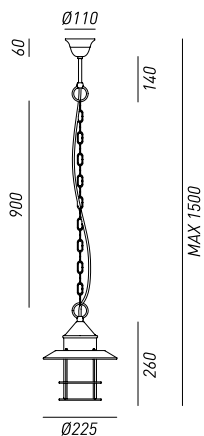
CREATED FROM THE GREAT NEED FOR ENHANCEMENT OF PROPER ILLUMINATION TECHNIQUE, DECORI COLLECTION ENHANCES THE CAREFUL MATERIAL RESEARCH. THE LAMPS, AVAILABLE IN BRASS AND COPPER, ARE CHARACTERIZED BY AN EXTREME SIMPLICITY OF THE LINES WHILE STILL PROVIDING A PERFECT COHESION BETWEEN FUNCTIONALITY AND AESTHETICS.



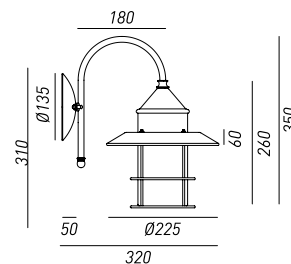




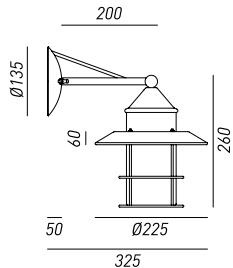
lampade / lamps



246.07.ORB
246.07.ORT
1x Max 57W E27
1x Max 23W E27
IP 40

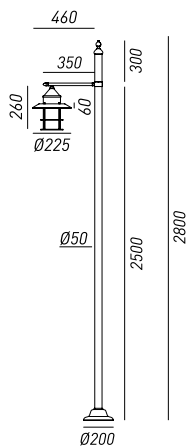


246.06.ORB
246.06.ORT
1x Max 57W E27
1x Max 23W E27
IP 44

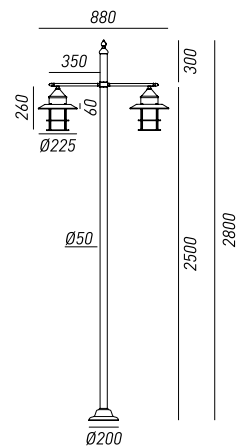


246.05.ORB
246.05.ORT
1x Max 57W E27
1x Max 23W E27
IP 44

pali / lamp posts



304.H8.ORB
304.H8.ORT
1x Max 57W E27
1x Max 23W E27
IP 44



304.L8.ORB
304.L8.ORT
2x Max 57W E27
2x Max 23W E27
IP 44

rosoni / canopies



246.07
 Ø 110 mm H 60 mm

finiture montatura / frame finishes



OTTONE
 BRASS

finiture testa / shade finishes



OTTONE
 BRASS



RAME
 COPPER

vetro / glass



VETRO BIANCO
 WHITE GLASS



VETRO TRASPARENTE
 CLEAR GLASS

FIORDO





LA COLLEZIONE FIORDO NASCE DALLA VOLONTÀ DI ADATTARE CARATTERISTICHE TIPICHE DEL DESIGN D'INTERNI A PRODOTTI DESTINATI ALL'OUTDOOR. LE LINEE ESTETICHE ISPIRATE AI PAESI SCANDINAVI, CONFERISCONO PERSONALITÀ A QUESTE LAMPADE, REALIZZATE IN OTTONE E RAME, CREANDO ATMOSFERE ACCOGLIENTI E FAMILIARI IN AMBIENTI ESTERNI.

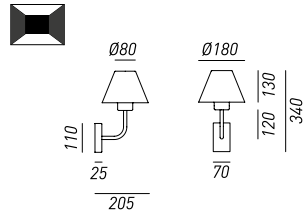
THIS COLLECTION COMES FROM THE DESIRE TO ADAPT INTERIOR DESIGN PRODUCTS FEATURES IN OUTDOOR SURROUNDINGS ONES. THE AESTHETIC LINES INSPIRED BY THE SCANDINAVIAN COUNTRIES, GIVE PERSONALITY TO THESE LAMPS, MADE OF BRASS AND COPPER, CREATING A WELCOMING AND FAMILIAR ATMOSPHERE FOR THE OUTDOORS ENVIRONMENT.



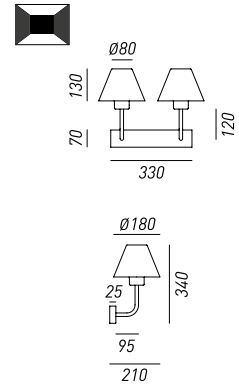




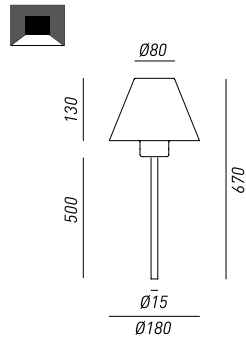
Lampade / lamps



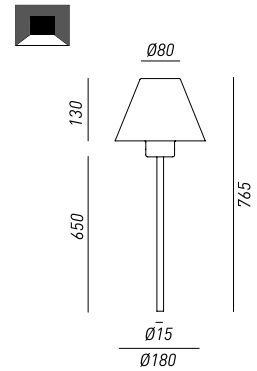
261.01.OR
1x Max 48W G9



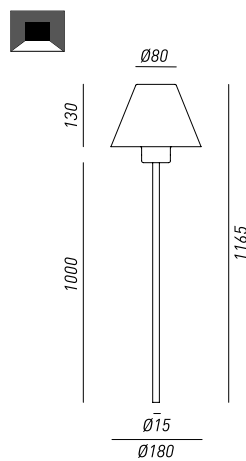

261.02.OR
2x Max 48W G9



261.10.OR
1x Max 48W G9



261.11.OR
1x Max 48W G9



261.12.OR
1x Max 48W G9

optional



PICCHETTO / STAKE
260.30.FZ
Ø 95 mm H 250 mm

finiture montatura / frame finishes



OTTONE
BRASS

finiture testa / shade finishes



RAME
COPPER

vetro / glass



VETRO BIANCO
WHITE GLASS

VENEZIA






UN TRIBUTO ALLA CITTÀ DI VENEZIA, DALLA QUALE QUESTA COLLEZIONE PRENDE IL NOME. GUSTO CLASSICO E DISEGNO ELEGANTE CARATTERIZZANO QUESTE LAMPADRE DA ESTERNI REALIZZATE IN OTTONE, RAME ANTICATO E VETRO BIANCO O PULEGOSO, TECNICA, QUEST'ULTIMA, CHE CONFERISCE NOTEVOLI EFFETTI CROMATICI.

THIS COLLECTION IS NAMED AS A TRIBUTE TO THE CITY OF VENICE. THESE OUTDOOR LAMPS ARE CLASSICALLY AND ELEGANTLY DESIGNED AND MADE OF BRASS, ANTIQUED COPPER WITH EITHER WHITE OR "PULEGOSO" GLASS TECHNIQUE, THE LATTER GIVING OFF PECULIAR CHROMATIC EFFECTS.





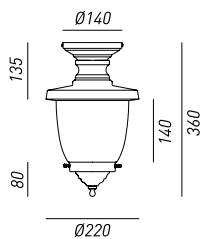




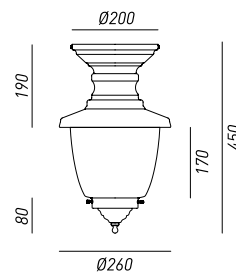




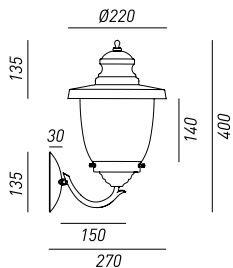
lampade / lamps



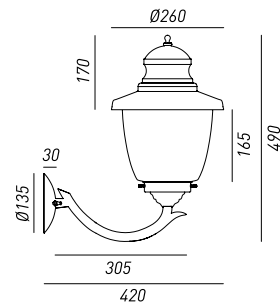
248.02.ORB
248.02.ORT
1x Max 57W E27
1x Max 23W E27
IP 44



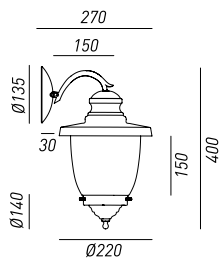
248.03.ORB
248.03.ORT
1x Max 57W E27
1x Max 30W E27
IP 44



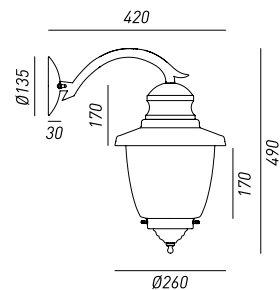
248.05.ORB
248.05.ORT
1x Max 57W E27
1x Max 23W E27
IP 44



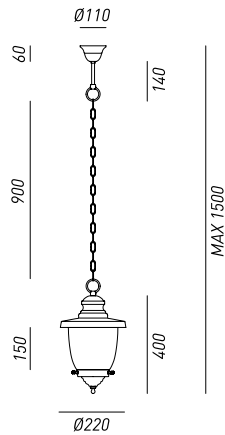
248.06.ORB
248.06.ORT
1x Max 57W E27
1x Max 30W E27
IP 44



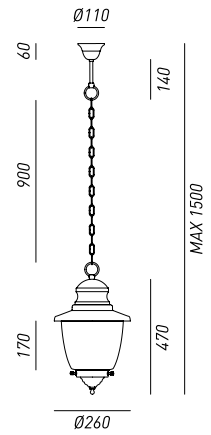
248.09.ORB
248.09.ORT
1x Max 57W E27
1x Max 23W E27
IP 44



248.10.ORB
248.10.ORT
1x Max 57W E27
1x Max 30W E27
IP 44

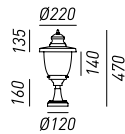


248.07.ORB
248.07.ORT
1x Max 57W E27
1x Max 23W E27
IP 23

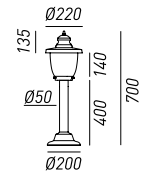


248.08.ORB
248.08.ORT
1x Max 57W E27
1x Max 30W E27
IP 23

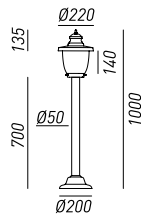
pali / lamp posts



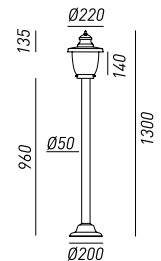
248.11.ORB
248.11.ORT
1x Max 57W E27
1x Max 23W E27
IP 44



248.12.ORB
248.12.ORT
1x Max 57W E27
1x Max 23W E27
IP 44

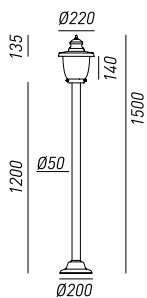


248.13.ORB
248.13.ORT
1x Max 57W E27
1x Max 23W E27
IP 44

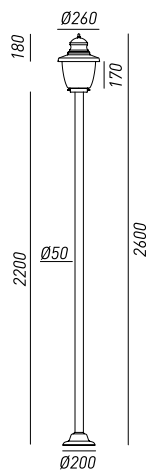


248.14.ORB
248.14.ORT
1x Max 57W E27
1x Max 23W E27
IP 44

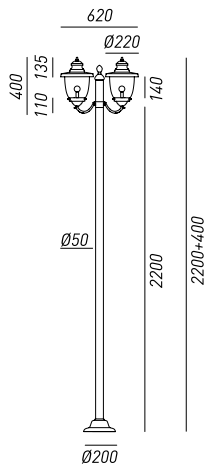
pali / lamp posts




248.15.ORB
248.15.ORT
1x Max 57W E27
1x Max 23W E27
IP 44



248.18.ORB
248.18.ORT
1x Max 77W E27
1x Max 30W E27
IP 44



248.20.ORB
248.20.ORT
2x Max 57W E27
2x Max 23W E27
IP 44



248.27.ORB
248.27.ORT
2x Max 57W E27
2x Max 23W E27
IP 44

rosoni / canopies



248.07-08
Ø 110 mm H 60 mm

finiture montatura / frame finishes



OTTONE
BRASS

finiture testa / shade finishes



RAME
COPPER

vetro / glass



VETRO BIANCO
WHITE GLASS



VETRO PULEGOSO
BUBBLE GLASS

LOGGIA



LAMPADE DALLA FORMA CILINDRICA EVOCANO SUGGESTIVE ATMOSFERE ATTRAVERSO UNA REINTERPRETAZIONE IN CHIAVE MODERNA DEI CLASSICI PORTACANDELE A MURO. REALIZZATA IN VETRO BIANCO O PULEGOSO E OTTONE ANTICATO LA COLLEZIONE È COMPOSTA DA APPLIQUE, SOSPENSIONI E LAMPADE DA TERRA.

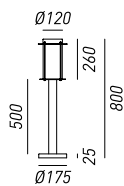
THESE CYLINDRICAL SHAPED LAMPS ARE A MODERN INTERPRETATION OF THE CLASSIC WALL MOUNTED CANDLESTICK. MADE IN ANTIQUED BRASS WITH EITHER WHITE OR "PULEGOSO" GLASS TECHNIQUE, THIS COLLECTION INCLUDES WALL MOUNTED, SUSPENSION AND FLOOR LAMPS.



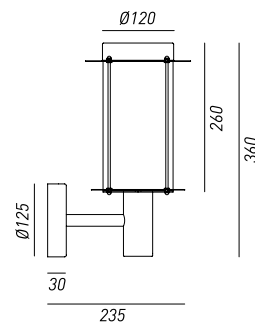






lampade / lamps



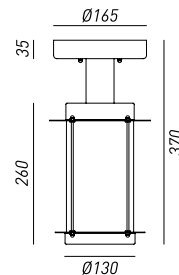
264.10.00T
264.10.00B
1x Max 46W E27
1x Max 20W E27
IP 45



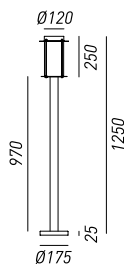
264.01.00T
264.01.00B
1x Max 46W E27
1x Max 20W E27
IP 45



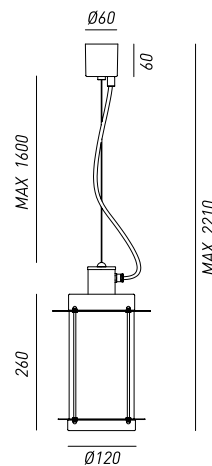
264.14.00T
264.14.00B
1x Max 57W E27
1x Max 30W E27
IP 45



264.02.00T
264.02.00B
1x Max 46W E27
1x Max 20W E27
IP 45



264.11.00T
264.11.00B
1x Max 46W E27
1x Max 20W E27
IP 45



264.07.00T
264.07.00B
1x Max 46W E27
1x Max 20W E27
IP 45

rosoni / canopies



244.07
L 60 mm H 60 mm

finiture montatura / frame finishes



OTTONE
BRASS

finiture testa / shade finishes




OTTONE
BRASS

vetro / glass



VETRO BIANCO
WHITE GLASS



VETRO PULEGOSO
BUBBLE GLASS

GARDEN





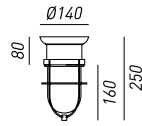
COLLEZIONE DAL DESIGN ESSENZIALE E CONTEMPORANEO REALIZZATA IN OTTONE E RAME ANTICATO. GRAZIE ALLE SUE CARATTERISTICHE ESTETICHE E FUNZIONALI QUESTE LAMPADE ARREDANO GLI AMBIENTI ESTERNI OTTENENDO UN IMPATTO VISIVO SOBRIO ED ELEGANTE.

THIS SIMPLY DESIGNED AND CONTEMPORARY COLLECTION IS MADE OF BRASS AND ANTIQUED COPPER. THANKS TO ITS FUNCTIONAL AND APPEALING FEATURES, THE GARDEN COLLECTION IS ABLE TO DECORATE THE OUTSIDE SETTING GIVING OFF A MODEST AND ELEGANT VISUAL IMPACT.

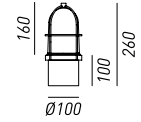




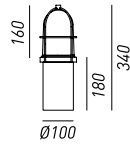
lampade / lamps



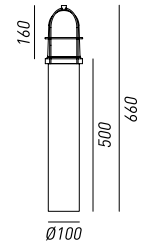
245.50.ORB
245.50.ORT
1x Max 57W E27
1x Max 23W E27
IP 44



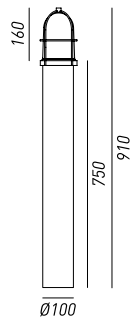
245.51.ORB
245.51.ORT
1x Max 57W E27
1x Max 23W E27
IP 44



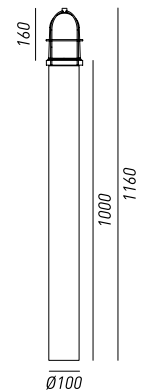
245.52.ORB
245.52.ORT
1x Max 57W E27
1x Max 23W E27
IP 44



245.53.ORB
245.53.ORT
1x Max 57W E27
1x Max 23W E27
IP 44

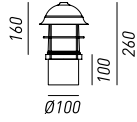


245.54.ORB
245.54.ORT
1x Max 57W E27
1x Max 23W E27
IP 44

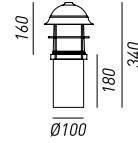


245.55.ORB
245.55.ORT
1x Max 57W E27
1x Max 23W E27
IP 44

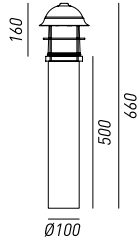
Lampade / lamps



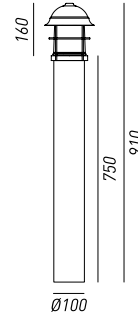
245.41.ORB
245.41.ORT
1x Max 57W E27
1x Max 23W E27
IP 44



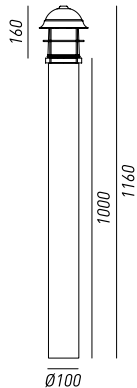
245.42.ORB
245.42.ORT
1x Max 57W E27
1x Max 23W E27
IP 44



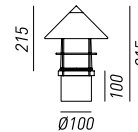
245.43.ORB
245.43.ORT
1x Max 57W E27
1x Max 23W E27
IP 44



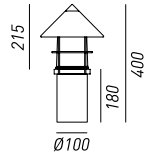
245.44.ORB
245.44.ORT
1x Max 57W E27
1x Max 23W E27
IP 44







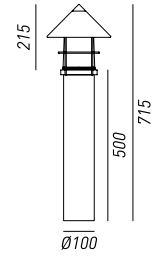
245.45.ORB
245.45.ORT
1x Max 57W E27
1x Max 23W E27
IP 44







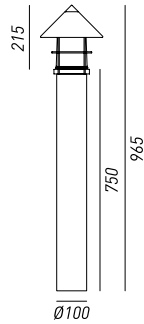
245.61.ORB
245.61.ORT
1x Max 57W E27
1x Max 23W E27
IP 44








245.62.ORB
245.62.ORT
1x Max 57W E27 
1x Max 23W E27  
IP 44 







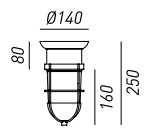
245.63.ORB
245.63.ORT
1x Max 57W E27 
1x Max 23W E27  
IP 44 







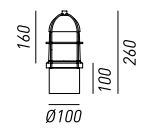
245.64.ORB
245.64.ORT
1x Max 57W E27 
1x Max 23W E27  
IP 44 







245.65.ORB
245.65.ORT
1x Max 57W E27 
1x Max 23W E27  
IP 44 

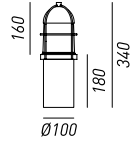


245.20.ORB
245.20.ORT
1x Max 57W E27 
1x Max 23W E27  
IP 44 

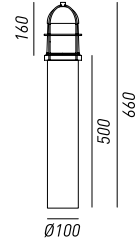


245.21.ORB
245.21.ORT
1x Max 57W E27 
1x Max 23W E27  
IP 44 

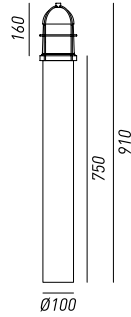
Lampade / lamps



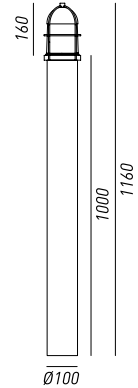
245.22.ORB
245.22.ORT
1x Max 57W E27
1x Max 23W E27
IP 44



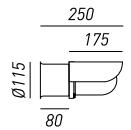
245.23.ORB
245.23.ORT
1x Max 57W E27
1x Max 23W E27
IP 44



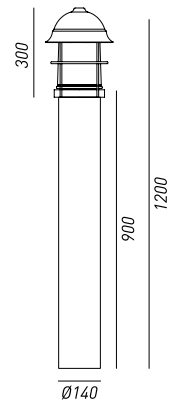
245.24.ORB
245.24.ORT
1x Max 57W E27
1x Max 23W E27
IP 44



245.25.ORB
245.25.ORT
1x Max 57W E27
1x Max 23W E27
IP 44



245.07.ORB
245.07.ORT
1x Max 46W E27
1x Max 23W E27
IP 45



245.90.ORB
1x Max 116W E27
1x Max 30W E27
245.91.ORB
1x Max 22W LED 3000K
IP 45

optional



PICCHETTO / STAKE
300.09.FZ
Ø 110 H 400 mm



COPRIBASE / BASE COVER
300.06.RR
Ø 140 H 30 mm

finiture montatura / frame finishes



OTTONE
BRASS

finiture testa / shade finishes



OTTONE
BRASS



RAME
COPPER

vetro / glass



VETRO BIANCO
WHITE GLASS



VETRO TRASPARENTE
TRANSPARENT GLASS

PORTO



LA LUCE SOFFUSA MA DECISA E IL DISEGNO MODERNO CARATTERIZZANO LA COLLEZIONE PORTO. L'ATTENTA LAVORAZIONE ASSICURA UN ELEVATO STANDARD QUALITATIVO A QUESTE LAMPADE DA ESTERNO IN GRADO DI CONIUGARE PERFETTAMENTE FUNZIONALITÀ ED ESTETICA.

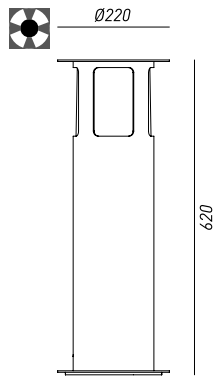
PORTO IS CHARACTERIZED BY A SOFT BUT FIRM LIGHT, AS WELL AS A MODERN DESIGN. THE CAREFUL WORKMANSHIP ENSURES A HIGH STANDARD OF QUALITY FOR THESE OUTDOOR LAMPS, WHICH PERFECTLY COMBINE BEAUTY AND FUNCTIONALITY.



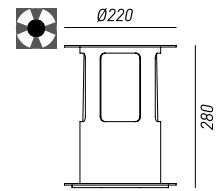




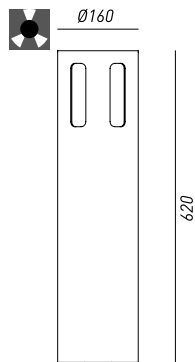
lampade / lamps



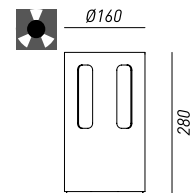
258.02.FF
 1x Max 57W E27
 1x Max 22W E27
 258.22.FF
 POWER LED 7,5W 3000K
 IP 65



258.01.FF
 1x Max 57W E27
 1x Max 22W E27
 258.21.FF
 POWER LED 7,5W 3000K
 IP 65



259.02.FF
 1x Max 57W E27
 1x Max 22W E27
 259.22.FF
 POWER LED 7,5W 3000K
 IP 65



259.01.FF
 1x Max 57W E27
 1x Max 22W E27
 259.21.FF
 POWER LED 7,5W 3000K
 IP 65

finiture montatura / frame finishes



FERRO
 IRON

vetro / glass



VETRO BIANCO
 WHITE GLASS

MARINA





NATA DALLA VOLONTÀ DI SODDISFARE ESIGENZE PROPRIAMENTE TECNICHE, QUESTA COLLEZIONE SI COMPONE DI LAMPADE DALL'ASPETTO EQUILIBRATO REALIZZATE IN OTTONE ANTICATO. IL DESIGN EVIDENTEMENTE ISPIRATO ALLO STILE MARINA, RAPPRESENTA IL LEITMOTIV CHE CARATTERIZZA OGNI SINGOLA REALIZZAZIONE.

THE DESIRE TO MEET PURELY TECHNICAL NEEDS STANDS BEHIND THIS COLLECTION OF LAMPS, MADE OF ANTIQUED BRASS. THEIR BALANCED DESIGN IS CLEARLY INSPIRED BY THE MARINA STYLE, WHOSE MOTIFS ARE REPRESENTED IN EVERY SINGLE PIECE.

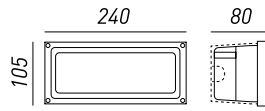




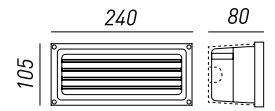




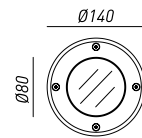
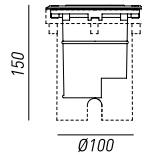
lampade / lamps



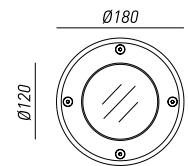
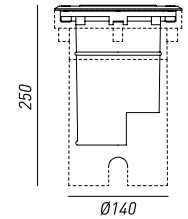
247.25.A0
1x Max 20W E27
IP 65



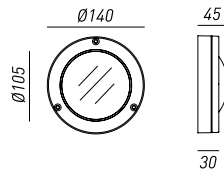
247.26.A0
1x Max 20W E27
IP 65



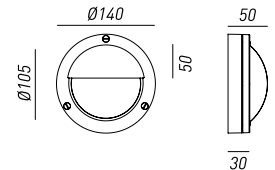
247.09.A0
1x Max 50W GU10
IP 67



247.11.A0
1x Max 15W E27
IP 67

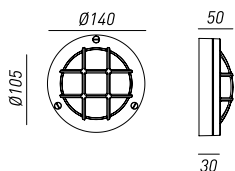



247.01.00
1x Max 25W G9
247.21.00
1x Max 6W Gx53 POLYCARBONATE
IP 55

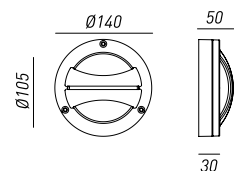


247.02.00
1x Max 25W G9
247.22.00
1x Max 6W Gx53 POLYCARBONATE
IP 55

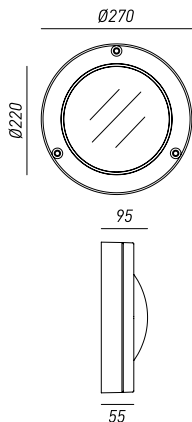
Lampade / lamps



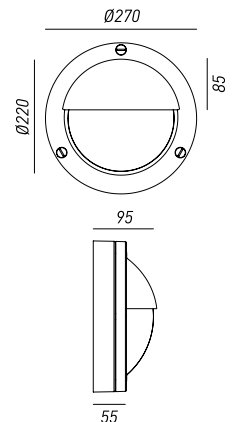
247.03.00
 1x Max 25W G9
 247.23.00
 1x Max 6W Gx53 POLYCARBONATE
 IP 55



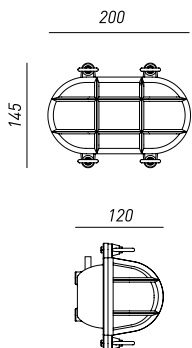
247.04.00
 1x Max 25W G9
 247.24.00
 1x Max 6W Gx53 POLYCARBONATE
 IP 55



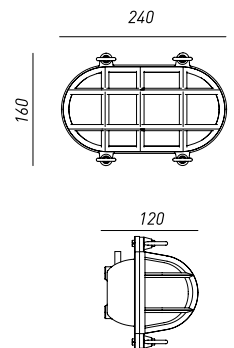
247.41.00
 2x Max 13W G24 d POLYCARBONATE
 Trasformatore Incluso / Ballast Included
 IP 55



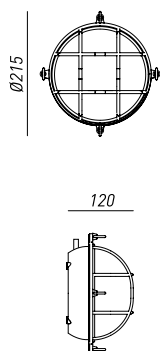
247.42.00
 1x Max 18W G24 d POLYCARBONATE
 Trasformatore Incluso / Ballast Included
 IP 55






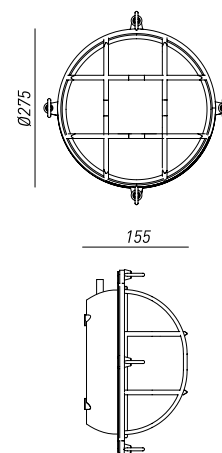
247.36.00
 1x Max 46W E27
 1x Max 11W E27
 IP 54






247.37.00
 1x Max 77W E27
 1x Max 23W E27
 IP 54



247.38.00
 1x Max 57W E27 
 1x Max 15W E27  ES
 IP 54 




247.39.00
 1x Max 77W E27 
 1x Max 23W E27  ES
 IP 54 

finiture montatura / frame finishes



FUSIONE OTTONE
 BRASS

vetro / glass



POLICARBONATO
 POLYCARBONATE



VETRO
 GLASS

PONTE





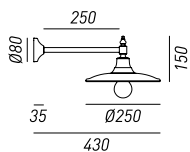
CARATTERIZZATE DALLA PRESENZA DI DUE PUNTI DI CONNESSIONE, QUESTE LAMPADINE SONO IN GRADO DI RICREARE SUGGESTIVE ATMOSFERE RETRÒ GRAZIE ALLA FORZA VISIVA CHE LE CONTRADDISTINGUE. REALIZZATA IN OTTONE E RAME LA COLLEZIONE PONTE È CONCEPITA PER SODDISFARE ESIGENZE DI NATURA FUNZIONALE SENZA RINUNCIARE AL VALORE ESTETICO.

WITH THEIR TWO CONNECTING POINTS, THESE LAMPS RECREATE A SUGGESTIVE RETRO ATMOSPHERE THANKS TO THEIR VISUAL POWER. THE PONTE COLLECTION, MADE OF BRASS AND COPPER, IS DESIGNED TO SATISFY THE NEED FOR NATURAL FUNCTIONALITY WITHOUT SACRIFICING AESTHETICS.

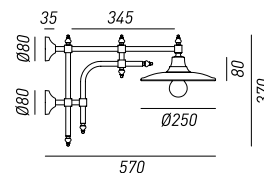




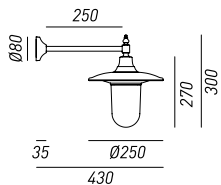
lampade / lamps



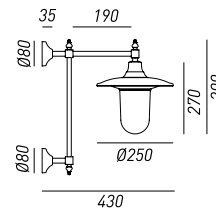
250.04.OR
 1x Max 77W E27
 IP 23



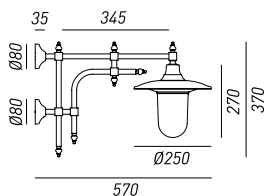
250.07.OR
 1x Max 77W E27
 IP 23



250.24.ORT
250.24.ORB
 1x Max 57W E27
 1x Max 23W E27
 IP 44



250.26.ORT
250.26.ORB
 1x Max 57W E27
 1x Max 23W E27
 IP 44



250.27.ORT
250.27.ORB
 1x Max 57W E27
 1x Max 23W E27
 IP 44

finiture montatura / frame finishes**OTTONE**
BRASS

finiture testa / shade finishes**RAME**
COPPER

vetro / glass**VETRO BIANCO**
WHITE GLASS**VETRO TRASPARENTE**
TRANSPARENT GLASS

**C'ERA
UNA VOLTA**



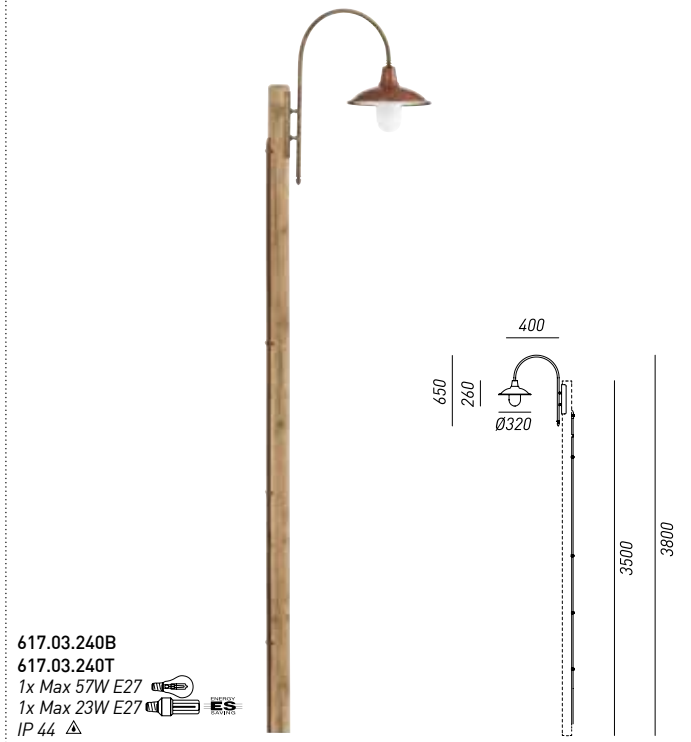

I MODELLI CHE SEGUONO SONO INDICATIVI DELLA VASTISSIMA GAMMA DI SOLUZIONI CHE SIAMO IN GRADO DI PROPORRE PER APPLICAZIONI SU STRUTTURE IN LEGNO O CEMENTO, SIA TONDE CHE QUADRE, ADATTE ALL'ILLUMINAZIONE DI GIARDINI, VIALI, GAZEBI, PERGOLATI, SOTTOPORTICI, ECC. GLI ARTICOLI, IN OTTONE E RAME, VENGONO FORNITI IN KIT DI MONTAGGIO, CON L'ESCLUSIONE DELLE PARTI IN LEGNO. IL NOSTRO UFFICIO TECNICO È SEMPRE A DISPOSIZIONE PER PROGETTAZIONI MIRATE, PERSONALIZZAZIONI E PROTOTIPAZIONI.

THE FOLLOWING ITEMS ARE ONLY A PART OF THE WIDE RANGE OF SOLUTIONS THAT WE ARE ABLE TO OFFER FOR APPLICATIONS ON WOOD OR CEMENT, NOT ONLY ROUND BUT ALSO SQUARE STRUCTURES, SUITABLE TO THE LIGHTING OF GARDENS, PATHS, GAZEBO, PERGOLA, AND PORCHES ETC. OUR ARTICLES, MADE OF BRASS AND COPPER ARE SUPPLIED IN ASSEMBLING KITS, EXCLUDED WOOD ACCESSORIES. OUR TECHNICAL OFFICE REMAINS AT YOUR DISPOSAL FOR EACH SPECIAL AND PERSONALIZED PROJECT.

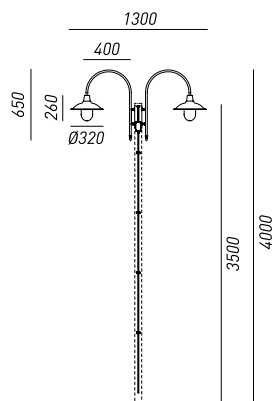




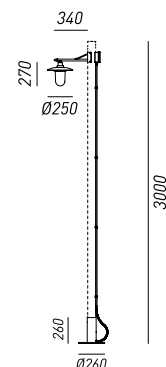
kit per pali / kit for poles



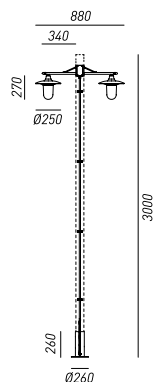
kit per pali / kit for poles



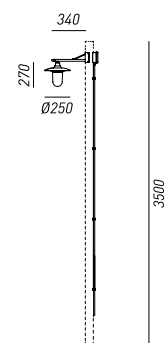
617.14.240B
617.14.240T
2x Max 57W E27
2x Max 23W E27
IP 44



618.01.220B
618.01.220T
1x Max 57W E27
1x Max 20W E27
IP 44



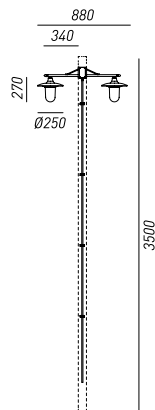
618.11.220B
618.11.220T
2x Max 57W E27
2x Max 20W E27
IP 44



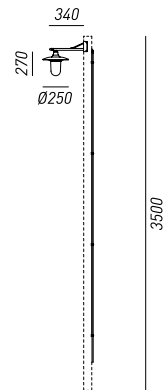
618.04.220B
618.04.220T
1x Max 57W E27
1x Max 20W E27
IP 44



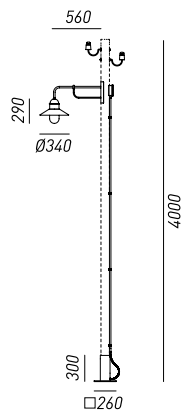
kit per pali / kit for poles



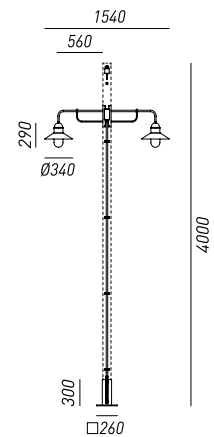
618.14.220B
618.14.220T
2x Max 57W E27
2x Max 20W E27
IP 44



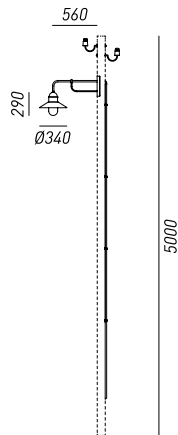
618.03.220B
618.03.220T
1x Max 57W E27
1x Max 20W E27
IP 44



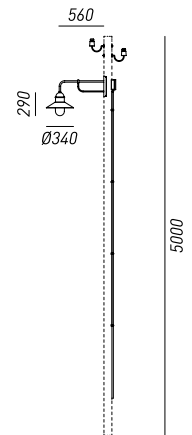
610.01.244B
610.01.244T
1x Max 160W E27
1x Max 30W E27
IP 44



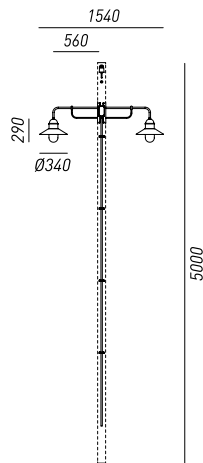
610.11.244B
610.11.244T
2x Max 160W E27
2x Max 30W E27
IP 44



610.03.244B
610.03.244T
1x Max 160W E27
1x Max 30W E27
IP 44



610.04.244B
610.04.244T
1x Max 160W E27
1x Max 30W E27
IP 44



610.14.244B
610.14.244T
2x Max 160W E27
2x Max 30W E27
IP 44

accessori per pali legno / accessories for wood poles**600.00.OC**

*Isolatore per palo legno Ø 80 mm
Insulator for wood pole Ø 80 mm - L 280 x180 mm*

600.01.OC

*Isolatore per palo legno Ø 100 mm
Insulator for wood pole Ø 100 mm - L 300 x180 mm*

**600.02.ZV**

*Flangia supporto per palo legno Ø 80 mm
Support flange for wood pole Ø 80 mm
H 250 mm Ø 170 mm*

**600.03.ZV**

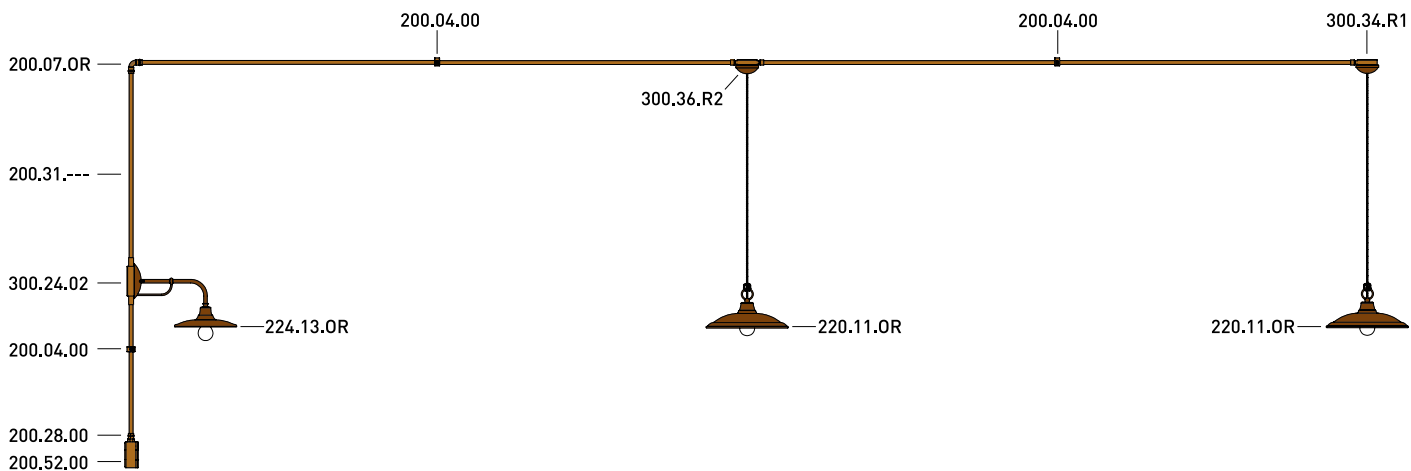
*Flangia supporto per palo legno Ø 100 mm
Support flange for wood pole Ø 100 mm
H 300 mm - L 260 x260 mm*



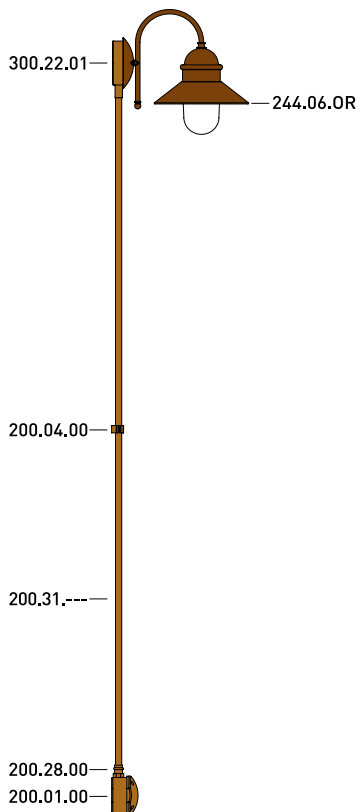
SISTEMA CANALINE



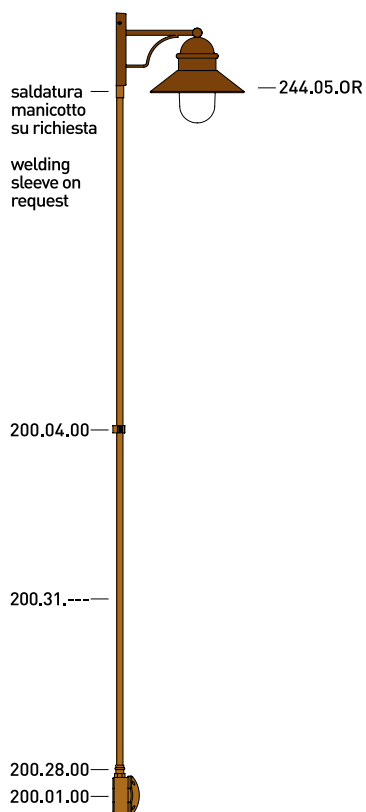
ESEMPI DI UTILIZZO SISTEMA CANALINE / EXAMPLES OF USE OF SISTEMA CANALINE

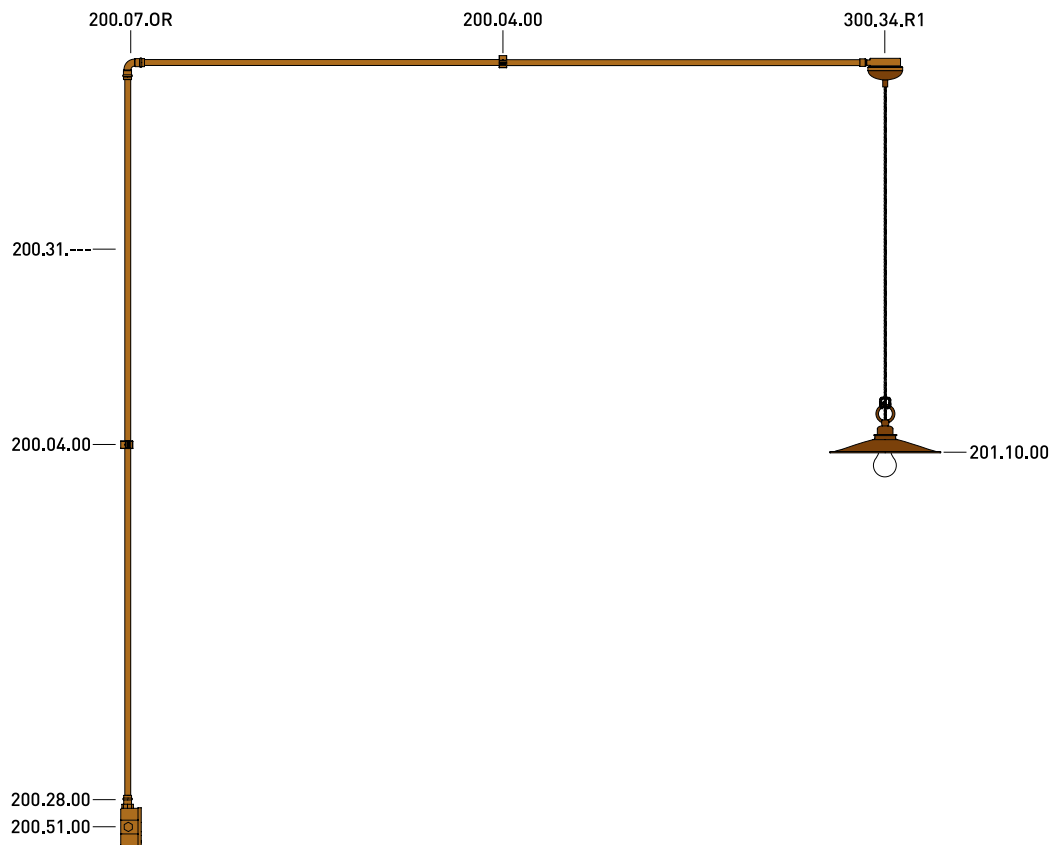
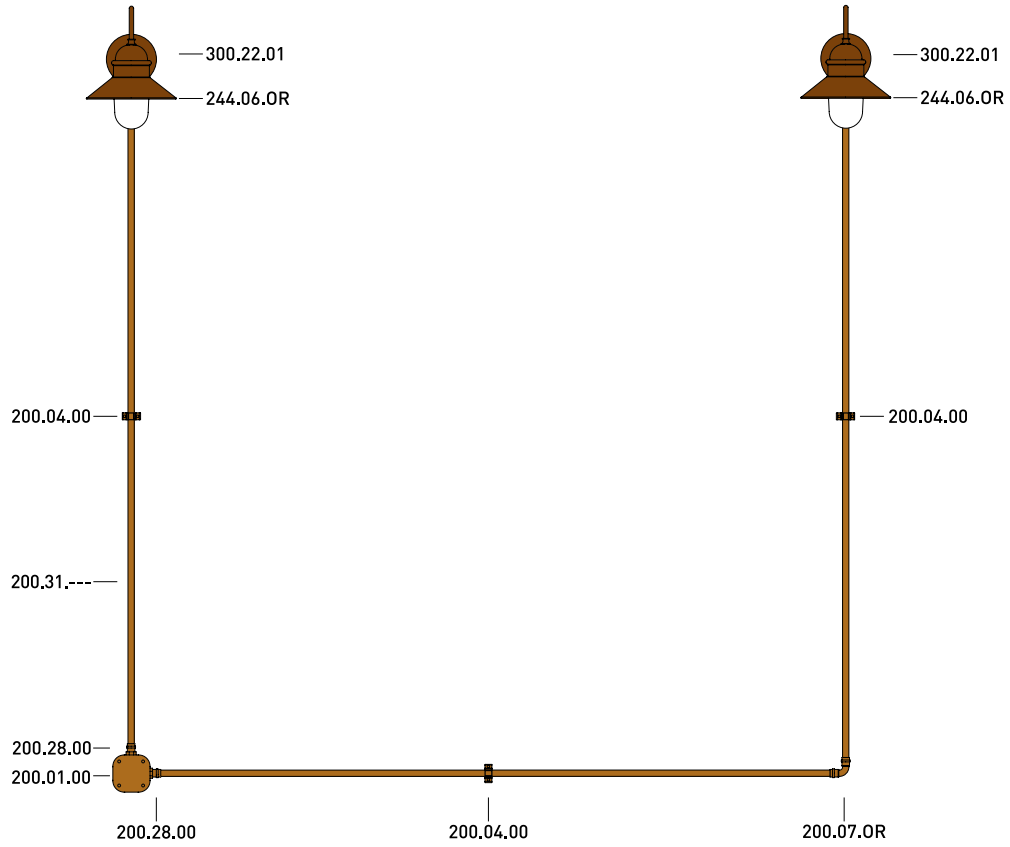


PER APPLIQUE CON BASE LENTICOLARE DA Ø 135 mm Ø 150 mm
 FOR APPLIQUES WITH LENTICULAR BASE Ø 135 mm AND Ø 150 mm



PER APPLIQUE CON BASE DIVERSA DALLA PRECEDENTE
 FOR APPLIQUES WITH BASE DIFFERENT FROM THE PREVIOUS ONE





**200.01.00**

Scatola di derivazione - 4 fori entrata
Connector block - 4 access holes
L 116 x 116 mm → 70 mm

FORNITI N 3 TAPPI 200.05.00
SUPPLIED WITH 3 SCREW TOPS 200.05.00

**200.02.00**

Scatola di derivazione - 4 fori entrata
Connector block - 4 access holes
L 168 x 114 mm → 87 mm

FORNITI CON 3 TAPPI 200.05.00
SUPPLIED WITH 3 SCREW TOPS 200.05.00

**200.03.00**

Supporto a muro per tubo Ø 12 mm
Piping wall support Ø 12 mm
L 42 x 16 mm → 25 mm

**200.04.00**

Supporto a muro per tubo Ø 18 mm
Piping wall support Ø 18 mm
L 50 x 20 mm → 33 mm

**200.05.00**

Tappo 1/2"
1/2" Plug

**200.07.RR**

Curva 90° per tubo Ø 18 mm
Piping 90° elbow Ø 18 mm
L 56 x 56 mm



200.08.RR
 Curva 90° per tubo Ø 12 mm
 Piping 90° elbow Ø 12 mm
 L 43 x 43 mm



200.09.RR
 Manicotto per tubo Ø 18 mm
 Pipe coupling Ø 18 mm
 L 50 mm



200.10.RR
 Manicotto per tubo Ø 12 mm
 Pipe coupling Ø 12 mm
 L 40 mm



200.11.RR
 Raccordo a T per tubo Ø 18 mm
 Piping union tee Ø 18 mm
 L 85 x 50 mm



200.12.RR
 Raccordo a T per tubo Ø 12 mm
 Piping union tee Ø 12 mm
 L 37 x 57 mm



200.13.RR
 Sorpasso per tubo Ø 18 mm
 Piping overrunning Ø 18 mm
 L 176 x 55 mm



200.14.RR
 Sorpasso per tubo Ø 12 mm
 Piping overrunning Ø 12 mm
 L 100 x 38 mm



200.15.RR
 Manicotto di riduzione tubi Ø 12-18 mm
 Reducing pipejoint Ø 12-18 mm
 L 48 mm



200.19.RR
 Manicotto liscio Ø 18 mm
 Smooth coupling Ø 18 mm
 L 35 mm



200.20.RR
 Manicotto liscio Ø 12 mm
 Smooth coupling Ø 12 mm
 L 24 mm



200.25.20 H 20
 200.25.30 H 30
 200.25.50 H 50
 200.25.100 H 100
 Tubo flessibile Ø 12 mm
 Pliant pipe Ø 12 mm



200.26.20 H 20
 200.26.30 H 30
 200.26.50 H 50
 200.26.100 H 100
 Tubo flessibile Ø 18 mm
 Pliant pipe Ø 18 mm



200.27.RR
 Attacco 1/2" per tubo Ø 12 mm
 1/2" pipe connection for pipe Ø 12 mm



200.28.RR
 Attacco 1/2" per tubo Ø 18 mm
 1/2" pipe connection for pipe Ø 18 mm



200.30.100 H 100
200.30.200 H 200
200.30.300 H 300
 Tubo liscio Ø 12 mm
 Smooth pipe Ø 12 mm



200.31.100 H 100
200.31.200 H 200
200.31.300 H 300
 Tubo liscio Ø 18 mm
 Smooth pipe Ø 18 mm



200.51.00
 Scatola 1 Frutto c/4 fori completa di 3 tappi 200.05.00 per interruttore BTICINO MAGIK (non fornito).
 1 way box w/4 holes complete with 3 screw tops 200.05.00 for BTICINO MAGIK switch (not supplied).
 L 115 x 115 mm → 50



200.52.00
 Scatola 3 Frutti c/4 fori completa di 3 tappi 200.05.00 per interruttore BTICINO MAGIK (non fornito).
 3 way box w/4 holes complete with 3 screw tops 200.05.00 for BTICINO MAGIK switch (not supplied).
 L 168 x 115 mm → 50

optional

PER BASI APPLIQUE Ø 135 mm
FOR APPLIQUES BASES Ø 135 mm



300.21.01
H 35 mm Ø 120 mm
Controbases 1 entrata per tubo Ø 12 mm
Counterbase 1 input for piping Ø 12 mm

300.22.01
H 35 mm Ø 120 mm
Controbases 1 entrata per tubo Ø 18 mm
Counterbase 1 input for piping Ø 18 mm

PER BASI APPLIQUE Ø 135 mm
FOR APPLIQUES BASES Ø 135 mm



300.23.02
H 35 mm Ø 120 mm
Controbases 2 entrata per tubo Ø 12 mm
Counterbase 2 input for piping Ø 12 mm

300.24.02
H 35 mm Ø 120 mm
Controbases 2 entrata per tubo Ø 18 mm
Counterbase 2 input for piping Ø 18 mm

PER BASI APPLIQUE Ø 150 mm
FOR APPLIQUES BASES Ø 150 mm



300.25.01
H 35 mm Ø 130 mm
Controbases 1 entrata per tubo Ø 12 mm
Counterbase 1 input for piping Ø 12 mm

300.26.01
H 35 mm Ø 130 mm
Controbases 1 entrata per tubo Ø 18 mm
Counterbase 1 input for piping Ø 18 mm

PER BASI APPLIQUE Ø 150 mm
FOR APPLIQUES BASES Ø 150 mm



300.27.02
H 35 mm Ø 130 mm
Controbases 2 entrata per tubo Ø 12 mm
Counterbase 2 input for piping Ø 12 mm

300.28.02
H 35 mm Ø 130 mm
Controbases 2 entrata per tubo Ø 18 mm
Counterbase 2 input for piping Ø 18 mm

PER SOSPENSIONI
FOR SUSPENSIONS



300.33.R1
H 52 mm Ø 80 mm
Basetta 1 entrata per tubo Ø 12 mm
Terminal strip 1 input for piping Ø 12 mm

300.34.R1
H 52 mm Ø 80 mm
Basetta 1 entrata per tubo Ø 18 mm
Terminal strip 1 input for piping Ø 18 mm

PER SOSPENSIONI
FOR SUSPENSIONS



300.35.R2
H 52 mm Ø 80 mm
Basetta 2 entrata per tubo Ø 12 mm
Terminal strip 2 input for piping Ø 12 mm

300.36.R2
H 52 mm Ø 80 mm
Basetta 2 entrata per tubo Ø 18 mm
Terminal strip 2 input for piping Ø 18 mm

ACCESSORI BASI AD ANGOLO PER TUTTI GLI APPLIQUES / ANGLE BASE ACCESSORIES FOR ALL APPLIQUES

accessori base angolo / angle base accessories



300.03
Per basi con diametri da 100 a 250 mm
For bases with diameters from 100 to 250 mm



300.04
Per basi con diametri da 250 a 500 mm
For bases with diameters from 250 to 500 mm



300.05
Per basi con diametri oltre 500 mm
For bases with diameter over 500 mm

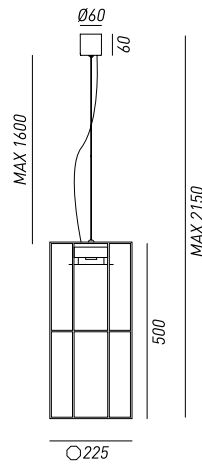
RILEGATO

L'ISPIRAZIONE A FORME GEOMETRICHE PURE E L'ANTICA TRADIZIONE DELLA RILEGATURA A PIOMBO FANNO DELLE LAMPADRE DELLA COLLEZIONE RILEGATO DEI VERI E PROPRI SIMBOLI DELLA TRADIZIONE ARTIGIANA ITALIANA E AL CONTEMPO DEI PRODOTTI MODERNI IN GRADO DI ADATTARSI AI CONTESTI INTERNAZIONALI. PRODOTTI UNICI ED ESCLUSIVI, INTERAMENTE FATTI A MANO E REALIZZATI CON VETRO BISELLATO E BASE INTERNA IN OTTONE, DISPONIBILI NELLE FINITURE CROMO, ORO E BRUNITO.

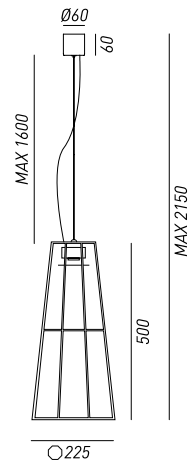
THE LAMPS OF THE RILEGATO COLLECTION, INSPIRED BY GEOMETRIC SHAPES AND THE OLD TRADITION OF LEAD RIMS, ARE A TRUE SYMBOL OF THE ITALIAN ARTISAN HERITAGE. YET, AT THE SAME TIME, THEY ARE MODERN AND SUITABLE FOR ANY INTERNATIONAL CONTEXT. THESE UNIQUE AND EXCLUSIVE PRODUCTS ARE ENTIRELY HANDMADE WITH BEVELED GLASS AND INTERNAL BRASS BASES AND ARE AVAILABLE IN CHROME, GOLD, AND BURNISHED FINISHES.



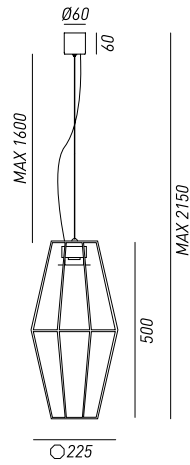
lampade / lamps



MEDINA DP
LED 7W 3000K



MEDINA TC
LED 7W 3000K



MEDINA O
LED 7W 3000K

rosoni / canopies



MEDINA DP-TC-O
Ø 60 mm H 60 mm

finiture montatura / frame finishes



OTTONE
BRASS

vetro / glass



VETRO TRASPARENTE
TRANSPARENT GLASS



501.00.64



501.00.80



502.00.64



502.00.80



504.00.64



504.00.80



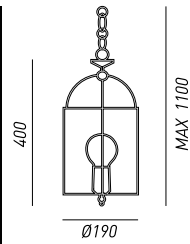
506.00.64




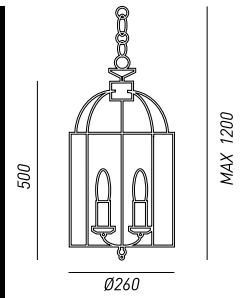
506.00.80




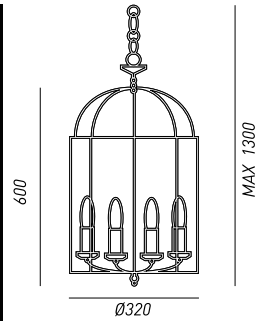
lampade / lamps




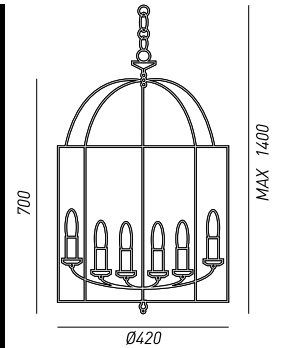
501.00.62
1 x Max 77W E27 




502.00.62
2 x Max 46W E14 



504.00.62
4 x Max 46W E14 



506.00.62
6 x Max 46W E14 

rosone / canopies



Ø 90 mm H 55 mm

Rosone standard per tutte le montature
Standard canopy for all frames

finiture montatura / frame finishes

OTTONE DORATO
GOLDEN BRASS



OTTONE CROMATO
CHROME BRASS



OTTONE BRUNITO
BURNISHED BRASS

vetro / glass

VETRO TRASPARENTE
TRANSPARENT GLASS





508.00.64



508.00.80



509.00.64



509.00.80

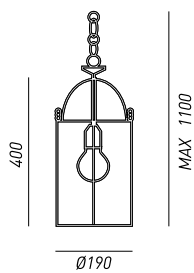



510.00.64

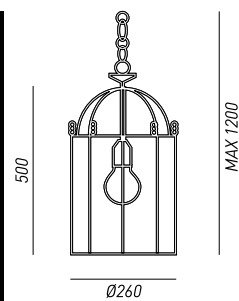



510.00.80

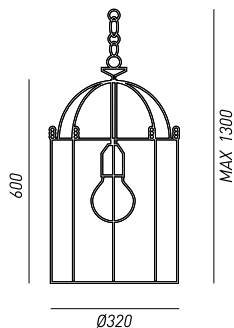
Lampade / lamps




508.00.62
1 x Max 57W E27 



509.00.62
1 x Max 57W E27 



510.00.62
1 x Max 57W E27 

rosoni / canopies



Ø 90 mm H 55 mm

Rosone standard per tutte le montature
Standard canopy for all frames

finiture montatura / frame finishes

OTTONE DORATO
GOLDEN BRASS



OTTONE CROMATO
CHROME BRASS



OTTONE BRUNITO
BURNISHED BRASS

vetro / glass

VETRO TRASPARENTE
TRANSPARENT GLASS



503.00.64



503.00.80

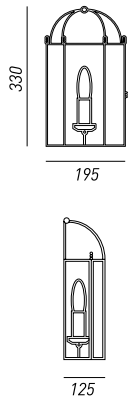


505.00.64

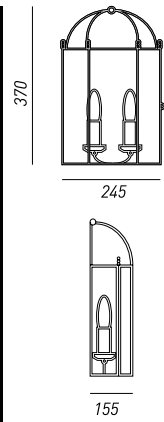


505.00.80

lampade / lamps



503.00.62
1 x Max 46W E14



505.00.62
2 x Max 46W E14

finiture montatura / frame finishes



OTTONE DORATO
GOLDEN BRASS



OTTONE CROMATO
CHROME BRASS



OTTONE BRUNITO
BURNISHED BRASS

vetro / glass



VETRO TRASPARENTE
TRANSPARENT GLASS





379.00.64



379.00.80



380.00.64



380.00.80



402.00.64



402.00.80



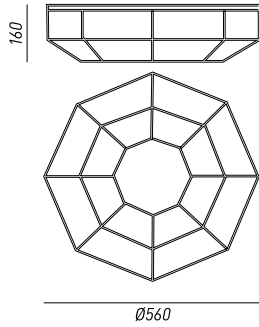
401.00.64



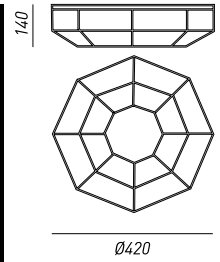
401.00.80



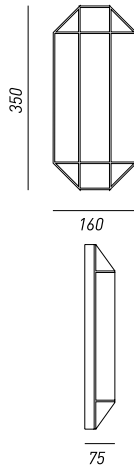
lampade / lamps



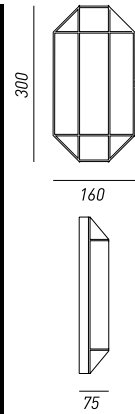
380.00.62
4 x Max 46W E27



379.00.62
4 x Max 30W E27



401.00.62
2 x Max 28W E14



402.00.62
1 x Max 46W E14

finiture montatura / frame finishes



OTTONE DORATO
GOLDEN BRASS



OTTONE CROMATO
CHROME BRASS



OTTONE BRUNITO
BURNISHED BRASS

vetro / glass



VETRO TRASPARENTE
TRANSPARENT GLASS



413.00.64



413.00.80

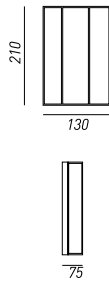



411.00.64

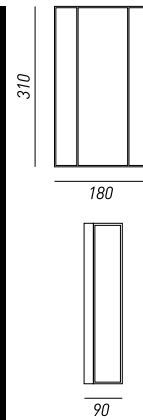



411.00.80

lampade / lamps



413.00.62
1 x Max 46W E14 



411.00.62
2 x Max 28W E14 

finiture montatura / frame finishes



OTTONE DORATO
GOLDEN BRASS



OTTONE CROMATO
CHROME BRASS



OTTONE BRUNITO
BURNISHED BRASS

vetro / glass



VETRO TRASPARENTE
TRANSPARENT GLASS



477.00.64



476.00.80

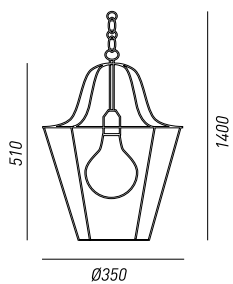



476.00.64

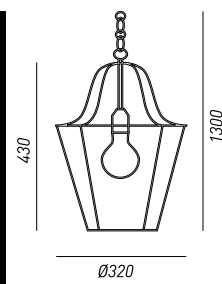



476.00.80

lampade / lamps



476.00.62
1 x Max 77W E27 



477.00.62
1 x Max 77W E27 

rosoni / canopies



Ø 90 mm H 55 mm

Rosone standard per tutte le montature
Standard canopy for all frames

finiture montatura / frame finishes



OTTONE DORATO
GOLDEN BRASS



OTTONE CROMATO
CHROME BRASS



OTTONE BRUNITO
BURNISHED BRASS

vetro / glass



VETRO TRASPARENTE
TRANSPARENT GLASS





492.00.64



492.00.80



491.00.64



491.00.80



490.00.64



490.00.80

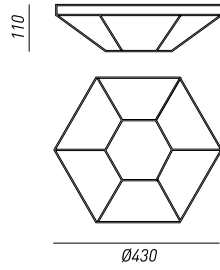


461.00.64

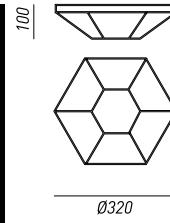


461.00.80

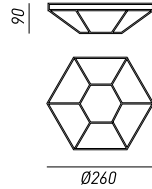
lampade / lamps



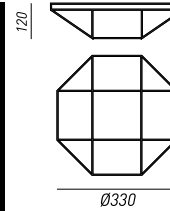
490.00.62
2 x Max 46W E27



491.00.62
2 x Max 46W E14



492.00.62
2 x Max 30W E14








461.00.62
2 x Max 46W E14

TABLES

IP TABLES

PROTEZIONI DA CORPI ESTRANEI - 1. CIFRA PROTECTIONS AGAINST SOLID MATTERS - 1. NUMBER		
	IP 1X	Contro corpi estranei ≥ 50 mm Against solid matters ≥ 50 mm
	IP 2X	Contro corpi estranei ≥ 12 mm Against solid matters ≥ 12 mm
	IP 3X	Contro corpi estranei $\geq 2,5$ mm Against solid matters $\geq 2,5$ mm
	IP 4X	Contro corpi estranei ≥ 1 mm Against solid matters ≥ 1 mm
	IP 5X	Protezione dalla polvere Dust proof
	IP 6X	Stagno alla polvere Fully dust proof

PROTEZIONI DA CORPI ESTRANEI - 2. CIFRA PROTECTIONS AGAINST SOLID MATTERS - 2. NUMBER		
	IP X1	Contro caduta gocce verticli Against drops of water falling vertically
	IP X2	Contro caduta gocce oblique fino a 15° Against drops of water falling oblique up to 15°
	IP X3	Contro acqua nebulizzata obliqua fino a 60° Against drops of water falling oblique up to 60°
	IP X4	Contro spruzzi d'acqua Splash proof
	IP X5	Contro getti d'acqua Water jet proof
	IP X6	Contro inondazioni Water flood proof
	IP X7	Per immersione temporanea For temporary immersion
	IP X8	Per immersione costante For constant immersion

BULBS TABLES

ESEMPI DI LAMPADINE UTILIZZABILI NELLA SERIE 208
EXAMPLES OF BULBS THAT CAN BE USED IN 208 SERIES

208.03.— 208.33.—		
* la lampadina può avere dimensioni max Ø56 mm H80 mm * the bulb can have a maximum size Ø56 mm H80 mm		
MEGAMAN	OSRAM	PHILIPS
GU10 PREMIUM (GU10) 7W - 9W - 11W	PARATHOM LED PAR16 (GU10) 5W	TWISTLINE (GU10) 25W - 35W - 50W
R50 INGENIUM (E14) 7W - 9W - 11W	HOLAPAR (GU10) 20W - 35W - 50W	HALOGENA PAR16 (E14) 40W
	LED STAR DECOSPOT PAR16 (E14) 1W	TORNADO ESAVER (E14) 5W - 8W

208.02.— 208.34.—		
* la lampadina può avere dimensioni max Ø76 mm H120 mm * the bulb can have a maximum size Ø76 mm H120 mm		
MEGAMAN	OSRAM	PHILIPS
R63 INGENIUM (E27) 11W - 13W	MICROTWIST (E27) 7W - 11W - 14W	NR63 (E27) 40W - 60W
PAR20 LED (E27) 8W	PARATHOM LED (E27) 2W	PAR20 (E27) 50W
	CONCENTRA R63 (E27) 25W - 40W - 60W	MASTER CLASSIC (E27) 20W - 30W
		TORNADO (E27) 8W - 12W

208.01.— 208.35.—		
* la lampadina può avere dimensioni max Ø96 mm H130 mm * the bulb can have a maximum size Ø96 mm H130 mm		
MEGAMAN	OSRAM	PHILIPS
PAR 30 LED (E27) 15W	MICROTWIST (E27) 11W - 14W - 18W - 23W	REFLECTOR 63 (E27) 40W - 60W
R80 INGENIUM (E27) 15W	CONCENTRA R63 (E27) 25W - 40W - 60W	TORNADO (E27) 8W - 12W - 15W - 20W

COMPANY

UNA STORIA FATTA DI LUCE E PASSIONE.

ALLA BASE DI QUELLA CHE OGGI È UN'AZIENDA CHE RAPPRESENTA NEL MONDO L'ARTIGIANALITÀ E IL MADE IN ITALY C'È LA FAMIGLIA: PERSONE, COLLABORATORI E DIPENDENTI CON GLI STESSI IDEALI GUIDATI DALLA PASSIONE PER IL LAVORO, LA DEDIZIONE E UN DIALOGO APERTO CON L'AZIENDA E VERSO CHI CI LAVORA. IL SUCCESSO DE IL FANALE OGGI È DOVUTO ALLA SOMMA DELLE RISORSE CHE FANNO PARTE DELL'AZIENDA.

DIETRO IL PRODOTTO CI SONO LE PERSONE.

CHI LAVORA OGGI NELL'AZIENDA SA CHE È PARTE DI UNA STORIA CHE SI SCRIVE GIORNO DOPO GIORNO, NATA TRENTACINQUE ANNI FA E CHE RAPPRESENTA NEL MONDO LA TRADIZIONE E L'ARTIGIANALITÀ ITALIANA. OGGI L'AZIENDA È GUIDATA DA FAUSTO DALLA TORRE E LUISA MARTIN, AFFIANCATI DAI LORO FIGLI MARZIA E TOMAS.

FILOSOFIA AZIENDALE.

VISION - L'AZIENDA SI CONCENTRA SULLA CREAZIONE DI PRODOTTI NEL SETTORE DELL'ILLUMINAZIONE DI DESIGN MANTENENDO SEMPRE ATTENTA LA RICERCA TECNICA E MATERICA. I RISULTATI FINORA OTTENUTI HANNO INCORAGGIATO L'AZIENDA A CONTINUARE A SEGUIRE QUESTO APPROCCIO AL FINE DI PORTARE IL FANALE GROUP A ESSERE SEMPRE PIÙ RICONOSCIUTO E RICONOSCIBILE NEL MONDO COME ICONA DI ARTIGIANALITÀ E MADE IN ITALY. L'OBIETTIVO È QUELLO DI OFFRIRE UNA GAMMA DI PRODOTTI DI ALTA QUALITÀ SENZA MAI PERDERE DI VISTA I CRITERI TECNICI, ESTETICI E FUNZIONALI CHE LI CARATTERIZZANO.

MISSION - L'AZIENDA SI PROPONE DI RAGGIUNGERE GRANDI OBIETTIVI CONTINUANDO PARALLELAMENTE A COLTIVARE LA PASSIONE PER LA LUCE E PER IL DESIGN. LA MISSIONE È QUELLA DI AVERE L'OPPORTUNITÀ E LA RESPONSABILITÀ DI FORNIRE PRODOTTI, CHE NON SI LIMITINO A SODDISFARE LE ESIGENZE DEI SINGOLI, MA CHE RACCONTINO UNA STORIA ALLE PERSONE E ALL'AMBIENTE CHE ANDRANNO A CARATTERIZZARE CON LE PROPRIE PECULIARITÀ.

L'ATTITUDINE PER LE COLLABORAZIONI CON PROGETTISTI E ARCHITETTI APPARTENENTE ALLA FILOSOFIA DELL'AZIENDA RENDE POSSIBILE OGNI GIORNO LA REALIZZAZIONE DI PROGETTI INTERNAZIONALI PER LE PIÙ DIVERSE AMBIENTAZIONI.



A STORY OF LIGHT AND PASSION.

AT THE BASE OF WHAT IS NOW A COMPANY THAT REPRESENTS THE CRAFTSMANSHIP AND MADE IN ITALY IN THE WORLD IS THE FAMILY: PEOPLE, PARTNERS AND EMPLOYEES WITH THE SAME IDEALS DRIVEN BY PASSION FOR WORK, DEDICATION AND AN OPEN DIALOGUE WITH THE COMPANY AND WITH THOSE WHO WORK THERE. THE SUCCESS OF IL FANALE GROUP IS DUE TO THE AMOUNT OF RESOURCES THAT ARE PART OF THE COMPANY.

BEHIND THE PRODUCT THERE ARE PEOPLE.

THOSE WHO WORK TODAY IN THE COMPANY KNOW THAT THEY ARE A PART OF A STORY THAT IS BEING WRITTEN EVERY DAY, BORN THIRTY FIVE YEARS AGO AND THAT REPRESENTS THE TRADITION AND ITALIAN CRAFTSMANSHIP IN THE WORLD. TODAY THE COMPANY IS LED BY FAUSTO DALLA TORRE AND LUISA MARTIN, ACCOMPANIED BY THEIR CHILDREN MARZIA AND TOMAS.

BUSINESS PHILOSOPHY

VISION - THE COMPANY FOCUSES ON CREATING PRODUCTS IN THE FIELD OF LIGHTING DESIGN WHILE MAINTAINING CAREFUL TECHNICAL AND MATERIAL RESEARCH. THE RESULTS OBTAINED SO FAR HAVE ENCOURAGED THE COMPANY TO CONTINUE TO FOLLOW THIS APPROACH IN ORDER TO BRING IL FANALE GROUP TO BE MORE AND MORE RECOGNIZED AND RECOGNIZABLE IN THE WORLD AS AN IMAGE OF CRAFTSMANSHIP AND MADE IN ITALY. THE GOAL IS TO OFFER A RANGE OF HIGH QUALITY PRODUCTS WITHOUT EVER LOSING SIGHT OF THE TECHNICAL, AESTHETIC AND FUNCTIONAL CRITERIA THAT CHARACTERIZE THEM.

MISSION - THE COMPANY SETS OUT TO ACHIEVE GREAT OBJECTIVES WHILE CONTINUING TO NURTURE PASSION FOR THE LIGHT AND DESIGN. THE MISSION IS TO HAVE THE OPPORTUNITY AND RESPONSIBILITY TO PROVIDE PRODUCTS THAT NOT ONLY MEET THE NEEDS OF THE INDIVIDUALS, BUT THAT TELL A STORY TO PEOPLE AND WORLD THAT WILL BE CHARACTERIZED BY ITS OWN PECULIARITIES.

THE ATTITUDE TO COLLABORATION WITH DESIGNERS AND ARCHITECTS BELONGING TO THE COMPANY'S PHILOSOPHY MAKES THE DAILY INTERNATIONAL PROJECTS FOR MANY DIFFERENT ENVIRONMENTS POSSIBLE.



FOTO SCATTATA NEL 2010 / PICTURE TAKEN IN 2010

MANUFACTURING

LE NOSTRE LAMPADE SONO OPERE "DI ARTE E DI LUCE", IN GRADO DI INSERIRSI IN CONTESTI CONTEMPORANEI COME RICHIAMI ALLA TRADIZIONE ITALIANA.

ABBIAMO FATTO DEL MADE IN ITALY IL NOSTRO SEGNO DISTINTIVO.

LA PRODUZIONE, INTERAMENTE ITALIANA, È IN GRADO DI FONDERE ALLA PERFEZIONE UN SUBLIME ARTIGIANATO CON LE PIÙ RECENTI TECNICHE D'ILLUMINAZIONE DANDO VITA COSÌ A PRODOTTI UNICI E SENZA TEMPO, MANTENENDO INALTERATA LA MATERIA PRIMA.

IL DESIGN DI OGNI COLLEZIONE SI CONFIGURA COME SINTESI PERFETTA DI FORMA E FUNZIONE CHE, UNITO A UN'ELEVATA QUALITÀ DEI MATERIALI E UNA PREMUROSA LAVORAZIONE RENDE OGNI PRODUZIONE UNICA E NON STANDARDIZZATA: UN'EDIZIONE SPECIALE.

IL FANALE PROPONE PRODOTTI CARATTERIZZATI DA UN ALTO CONTENUTO PROGETTUALE RIVOLGENDOSI A UN PUBBLICO CHE ABBIA UNO STILE PERSONALE E RICERCATO, SENZA PERÒ TRASCURARE LE PIÙ ATTUALI TENDENZE.

LE LINEE SEMPLICI, PULITE ED ELEGANTI CON CONTAMINAZIONI INTERNAZIONALI SI INTEGRANO E RISPETTANO LA MANUALITÀ ARTIGIANA ITALIANA DANDO VITA A LAMPADE CONTRADDISTINTE DA UN EQUILIBRIO DI VOLUMI E PROPORZIONI E UNA CREATIVITÀ SENZA ECCESSI CHE RISALTA IL VALORE APPARTENENTE AL PRODOTTO. UN VALORE RACCONTATO ATTRAVERSO LE SAPIENTI MANI DEI NOSTRI ARTIGIANI CHE GRAZIE ALL'UTILIZZO DI MATERIALI DI QUALITÀ E UNA FORTE ATTENZIONE ALLE TECNICHE PRODUTTIVE CONFERISCE VALORE AGGIUNTO A PRODOTTI "SARTORIALI".

CI PIACE DEFINIRCI COME "SCULTORI DELLA LUCE". E' PROPRIO PARTENDO DA QUESTO PRESUPPOSTO CHE PLASMIAMO LA MATERIA E DIAMO FORMA ALLE EMOZIONI CREANDO PEZZI UNICI: PRODOTTI PERSONALIZZATI E FATTI SU MISURA PER I NOSTRI PROGETTI D'ARREDO.

TEAM IL FANALE

MATERIALI

I MATERIALI UTILIZZATI PER LA REALIZZAZIONE DI TUTTE LE LAMPADE IL FANALE, SONO QUELLI PIÙ RAPPRESENTATIVI DELLA TRADIZIONE: OTTONE, RAME, FERRO.

I VETRI DI MURANO E LE CERAMICHE DI BASSANO RAPPRESENTANO INVECE LE PIÙ ALTE ESPRESSIONI DEL MADE IN ITALY. I METALLI CON I QUALI REALIZZIAMO LE NOSTRE LAMPADE, SONO SOTTOPOSTI AD UN PARTICOLARE TRATTAMENTO DI OSSIDAZIONE ACCELERATA CHE CONFERISCE UNA PATINA D'INVECCHIAMENTO, CHE NOI DEFINIAMO "ANTICATO". QUESTA SPECIALE LAVORAZIONE CONSENTE AD OGNI MATERIALE DI ASSUMERE DETERMINATE CARATTERISTICHE:

L'OTTONE ASSUME UNA COLORAZIONE CHE TENDE AL VERDE BOSCO;

IL RAME ACQUISISCE TONALITÀ ROSSASTRE;

IL FERRO ARRUGINISCE LE TONALITÀ DEL SUO COLORE ORIGINARIO.

I TRATTAMENTI POST LAVORAZIONE E LE PROCEDURE CHE VENGONO UTILIZZATE PER GIUNGERE AL PRODOTTO FINALE RISPETTANO METODI ARTIGIANALI E TRADIZIONALI APPARTENENTI ALLA FAMIGLIA E TRAMANDATI FINO AD OGGI.



OUR LAMPS ARE WORKS "OF ART AND LIGHT" THAT CAN ENTER THE CONTEMPORARY CONTEXTS AS REFERENCES TO THE ITALIAN TRADITION.

THE MADE IN ITALY IS OUR HALLMARK. THE PRODUCTION,

BEING ENTIRELY ITALIAN, IS ABLE TO JOIN TO PERFECTION SUBLIME HANDICRAFTS WITH THE LATEST ILLUMINATION TECHNIQUES THUS GIVING LIFE TO UNIQUE AND TIMELESS PRODUCTS, WHILE MAINTAINING THE RAW MATERIAL UNCHANGED.

THE DESIGN OF EACH COLLECTION IS THE PERFECT SYNTHESIS OF FORM AND FUNCTION WHICH, COMBINED WITH HIGH QUALITY MATERIALS AND A THOUGHTFUL PROCESS MAKES EACH UNIQUE AND UNCONVENTIONAL PRODUCTION: A SPECIAL EDITION.

IL FANALE GROUP OFFERS PRODUCTS WITH A HIGH DESIGN CONTENT APPEALING TO AN AUDIENCE THAT HAS A PERSONAL AND SOPHISTICATED STYLE, WITHOUT NEGLECTING THE LATEST TRENDS.

THE SIMPLE, CLEAN AND ELEGANT LINES WITH INTERNATIONAL INFLUENCES, COMPLEMENT AND RESPECT THE ITALIAN MANUAL HANDCRAFTS, CREATING LAMPS DISTINGUISHED BY THE BALANCE OF VOLUMES AND PROPORTIONS AND THE CREATIVITY WITHOUT THE EXCESSIVENESS THAT BRINGS TO THE FORE THE VALUE OF THE PRODUCT. A VALUE TOLD BY THE SKILLED HANDS OF OUR CRAFTSMEN WITH THE USE OF QUALITY MATERIALS AND A STRONG FOCUS ON PRODUCTION TECHNIQUES CONFERS AN ADDITIONAL VALUE TO "SARTORIAL" PRODUCTS.

WE LIKE TO DEFINE OURSELVES AS "SCULPTORS OF LIGHT." AND 'PRECISELY FROM THIS ASSUMPTION THAT WE SHAPE THE MATTER AND GIVE SHAPE TO THE EMOTIONS, CREATING UNIQUE PIECES AND CUSTOM-MADE PRODUCTS TAILORED FOR OUR FURNITURE PROJECTS. IL FANALE TEAM

THE MATERIALS

THE MATERIALS USED FOR THE PRODUCTION OF ALL IL FANALE LAMPS, ARE THOSE MOST REPRESENTATIVE OF THE TRADITION: **BRASS, COPPER, IRON.**

THE MURANO GLASS AND CERAMICS OF BASSANO REPRESENT ON THE OTHER HAND THE HIGHEST EXPRESSIONS OF MADE IN ITALY. THE METALS WE USE TO CREATE OUR LAMPS ARE SUBJECTED TO A SPECIAL TREATMENT OF ACCELERATED OXIDATION THAT GIVES A GLOSS OF AGING, WHICH WE REFER TO AS "ANTIQUÉ" LOOK. THIS SPECIAL PROCESS ALLOWS EACH MATERIAL TO ACQUIRE WELL-DEFINED CHARACTERISTICS:

THE BRASS TAKES ON A FOREST GREEN COLOR;

COPPER ACQUIRES A REDDISH COLOR;

THE IRON RUSTS THE TONE OF ITS ORIGINAL COLOR.

THE POST-PROCESSING TREATMENTS AND PROCEDURES THAT ARE USED TO REACH THE FINAL PRODUCT COMPLY WITH TRADITIONAL METHODS BELONGING TO THE FAMILY AND PASSED ON UNTIL NOW.





PROJECTS

VUOI CHE I TUOI PROGETTI VENGANO PUBBLICATI?
SPEDISCI LE FOTO A MARKETING@ILFANALE.COM

WANT TO GET YOUR PROJECTS FEATURED?
SEND YOUR PICTURES TO MARKETING@ILFANALE.COM

ABBIAMO DATO FORMA A GRANDI PROGETTI DI DESIGN IN TUTTO IL MONDO.

IL FANALE SOSTIENE LO SVILUPPO DI GRANDI PROGETTI NEL MONDO REALIZZATI GRAZIE A COLLABORAZIONI CON ARCHITETTI E PROGETTISTI DI FAMA INTERNAZIONALE. UN NETWORK CHE RIUNISCE PROFESSIONISTI E "ARTISTI" CON LO SCOPO DI ILLUMINARE SPAZI PRIVATI E AMBIENTI URBANI NEL MONDO CON LA GARANZIA DEL MARCHIO IL FANALE. LA NOSTRA ESPERIENZA NEL SETTORE CI PERMETTE DI SUPERARE OSTACOLI TECNICI E FORNIRE SOLUZIONI PERSONALIZZATE AL FINE DI SODDISFARE LE ESIGENZE DI OGNI SINGOLA REALIZZAZIONE. OGNI PROGETTO È CARATTERIZZATO DALLA PERFETTA FUSIONE TRA LIGHTING DESIGN E ARTIGIANALITÀ. OGGI IL FANALE È UN AZIENDA CONOSCIUTA INTUTTO IL MONDO PER LE SUE LAMPADE DI QUALITÀ E RAPPRESENTATIVE DEL MADE IN ITALY.

WE HAVE CREATED MAJOR DESIGN PROJECTS AROUND THE WORLD.

IL FANALE SUPPORTS THE DEVELOPMENT OF MAJOR PROJECTS IN THE WORLD ACHIEVED THROUGH COLLABORATIONS WITH ARCHITECTS AND DESIGNERS OF INTERNATIONAL FAME. A NETWORK THAT GETS TOGETHER PROFESSIONALS AND "ARTISTS" WITH THE GOAL OF ILLUMINATING PRIVATE SPACES AND URBAN SURROUNDINGS IN THE WORLD WITH THE GUARANTEE OF THE BRAND IL FANALE. OUR EXPERIENCE ALLOWS US TO OVERCOME TECHNICAL BARRIERS AND PROVIDE CUSTOMIZED SOLUTIONS TO MEET THE NEEDS OF EVERY SINGLE PRODUCTION. EACH PROJECT IS CHARACTERIZED BY THE PERFECT BLEND OF LIGHTING DESIGN AND CRAFTSMANSHIP. TODAY, IL FANALE IS A COMPANY KNOWN ALL OVER THE WORLD FOR ITS QUALITY LAMPS AND THE MADE IN ITALY LOGO.



AGRITURISMO LOGHINO BELSITO ITALY



CRINITI'S AUSTRALIA



GOODY'S BURGER HOUSE GREECE



RESIDENTIAL USA



THE CARRIAGE ROOMS NORTHERN IRELAND



WERSENS SWEDEN

Agriturismo Loghino Belsito / ITALY

Project by Vesperini Della Noce Designers / Photo credits: Fabio Cattabiani






Criniti's / AUSTRALIA
Project by LightCo













Goody's Burger House / GREECE
Project by Chadios+Associates Studio





Residential / USA
Project by Alison Kandler





The Carriage Rooms / NORTHERN IRELAND
Project by John J O'Connell Architects and DLight Concepts Limited





Wersens / SWEDEN
Wersens Brasserie, Bar and Restaurant







VECKANS TIPS
FÖRRÄT: GUBBRÖRA MED KEALLAD, KAUR
JÄMNT RÖKT RENGÖRNING MED OSM
RENSNING PÅ LANTAN MED SKALDJURSRIS
OSSO BULO PÅ MÄRGPIPA FRÅN FJÄLLBETE
CREMOLATA
SVAMPQUESADILLA MED TOMATSALLAD
DESSERT: CHOKLADKRÄM MED RÄRÖRDA

KÄLL & KALLLÖJROM	95:-
KÄLL, TRATTIK, NÄRREUS, KÄRKA	
KÖVA SÄMT RÖDVISSAS	295:-
RISOTTO, TOMATVINAIGRETTE, BÖNOR	
269:-	
MED SAFFRANS RISOTTO &	159:-
& GRILYOGHURT	169:-
LINGON & BRJNT SMÖR	75:-



CUSTOM

IL FANALE È FORMATO DA ARTIGIANI PROFESSIONISTI CHE CONTRIBUISCONO A UNO SCAMBIO DI ESPERIENZE E KNOW-HOW SEMPRE PERÒ CON UNO SGUARDO ATTENTO ALLE TECNOLOGIE E INNOVAZIONI PER LA REALIZZAZIONE DI OGNI SINGOLA LAMPADA. IL PUNTO DI PARTENZA NELLA CREAZIONE DI OGNI NOSTRO PRODOTTO È QUELLO DI DARE FORMA A UN'IDEA INIZIALE E PROCEDERE POI ALLA REALIZZAZIONE: DALLA FONTE DI LUCE FINO ALLE COMPONENTI MECCANICHE CON UNA PARTICOLARE ATTENZIONE AI DETTAGLI E ALLE FINITURE.

IL FANALE REALIZZA PRODOTTI SU MISURA PER TUTTI GLI AMBIENTI ED È ATTIVO SIA NEL CANALE RETAIL CHE IN QUELLO CONTRACT CON SOLUZIONI SPECIFICHE PER OGNI PROGETTO.

IL FANALE IS MADE UP OF PROFESSIONAL CRAFTSMEN THAT CONTRIBUTE TO AN EXCHANGE OF EXPERIENCES AND KNOW-HOW BUT ALWAYS WITH THE REGARD TO TECHNOLOGY AND INNOVATIONS FOR THE PRODUCTION OF EACH LAMP. THE STARTING POINT IN THE CREATION OF EACH OF OUR PRODUCTS IS TO GIVE SHAPE TO AN INITIAL IDEA AND THEN PROCEED TO THE PRODUCTION: FROM THE LIGHT SOURCE UP TO THE MECHANICAL COMPONENTS WITH PARTICULAR ATTENTION TO DETAILS AND FINISHES.

IL FANALE PRODUCES CUSTOM-MADE PRODUCTS FOR ALL ENVIRONMENTS AND IS ACTIVE IN THE RETAIL CHAIN AND BY THE CONTRACT WITH SPECIFIC SOLUTIONS FOR EACH PROJECT.

Nashi Argan / ITALY
Project by Studio 63







Porque te amas a ti mismo
لأنك تحب نفسك
PARCE QUE TU T'AIMES
PERCHÉ TI PIACI
因為你懂得愛自己
BECAUSE YOU LOVE YOURSELF
veil du dich: Liebet



F.A.Q

ITA

Siete produttori?

L'intera produzione delle nostre lampade è interna all'azienda ed è realizzata artigianalmente.

Per i vetri di Murano e le ceramiche di Bassano, ci affidiamo a produttori specializzati esterni.

Produceτε anche lampade su Misura?

Sì, realizziamo lampade che non fanno parte del nostro catalogo ma che sono create per soddisfare particolari esigenze e/o per progetti e realizzazioni di determinati spazi.

Che materiali utilizzate per i vostri prodotti?

I materiali utilizzati per la realizzazione delle nostre lampade sono: ferro, ottone, rame vetro e ceramica.

Quali sono le vostre finiture?

Le finiture che utilizziamo sono: ottone anticato, ferro anticato, rame anticato, foglia oro, foglia argento e foglia rame.

E' possibile su richiesta scegliere una finitura diversa da quella presente sul catalogo.

Posso avere il cavo di una sospensione di un colore diverso?

Sì, i cavi sono disponibili in bianco e in marrone.

Le vostre lampade subiscono alterazioni nel tempo?

Sì, questi cambiamenti rappresentano una peculiarità dei nostri prodotti che subiscono un processo di ossidazione accelerata che continua poi naturalmente fino a raggiungere la sua completa maturazione. Il prodotto così subisce cambiamenti dovuti anche a fattori temporali e all'esposizione agli agenti atmosferici. Su richiesta, il processo di ossidazione può essere bloccato attraverso una specifica lavorazione.

Come si puliscono le vostre lampade?

Le nostre lampade possono essere spolverate, ma non lavate. Applicando infatti qualsiasi prodotto per la pulizia potreste rovinare la patina che le caratterizza.

Le vostre lampade sono complete di lampadine?

No, le lampade sono sprovviste di lampadine. Le immagini sul catalogo sono solo a scopo illustrativo. Per acquistarle rivolgetevi ai punti vendita di materiale elettrico.

Dove posso trovare tutti i dettagli tecnici?

Per i dettagli tecnici aggiornati invitiamo a seguire il nostro sito web: www.ilfanale.com

Come posso registrarmi come nuovo cliente?

Puoi registrarti come nostro cliente all'interno del sito web www.ilfanale.com, compilando il modulo all'interno dell'area riservata.

Il Fanale Group srl si riserva il diritto di sospendere la produzione in qualunque momento e senza preavviso di qualsiasi articolo e, ferme restando le caratteristiche dei modelli descritti, di apportare variazioni di prezzo, modifiche di parti e dettagli che per qualsiasi esigenza di carattere produttivo ritenesse opportuno.

Per qualsiasi controversia viene riconosciuta la competenza esclusiva dell'autorità giudiziaria di Treviso.

ENG

Are you a manufacturer?

We manufacture everything in house and by hand. We trust external experts for the production of Murano glass and Bassano ceramic.

Do you manufacture made-to-order lamps?

Yes, we do make made-to-order lamps that are not included in our catalogue but meet special needs and/or requirements for the design of particular spaces.

What materials do you use for your lamps?

The materials we use for our lamps range from iron to brass, copper, glass, and ceramic.

What finishes do you offer?

Our range of finishes includes: antiqued brass, antiqued iron, antiqued copper, gold leaf, silver leaf and copper leaf. Upon request, we provide different finishes from those listed in the catalogue.

Is it possible to have a different colored suspension cord?

Yes, cords are available in both brown and white.

Do your lamps change over time?

Yes, changes in our products represent a unique feature of our lamps that undergo an accelerated oxidation process that continues naturally until it has reached its complete maturation. Our lamps can also be affected by time and weather conditions. Upon request, the oxidation process can be stopped through a special treatment with a transparent varnish.

What is the best way to clean your lamps?

Our lamps can be dusted, but not washed. Applying any type of cleaning product can, in fact, ruin the characteristic patina.

Do your lamps come with light bulbs?

No, our lamps do not come with light bulbs. Those shown in the catalogue are for illustrative purposes only. You must go to your nearest electrical equipment store to purchase them.

Where can I find all of the technical information?

For all updated technical information please visit our website: www.ilfanale.com.

How can I register as a new client?

You can register as a client on our website www.ilfanale.com by filling out the form in the reserved client area.

Il Fanale Group srl reserves the right to suspend any product from the production range without notification. Moreover it reserves the right to make any change (prices, technical details) without prior notice, maintaining the essential characteristics of the article should the need arise for its improvement.

Any disputes arising out of these terms of sale shall be exclusively settled by the court of Treviso, Italy.

Il Fanale Group srl

Via Bredariol 15

31048 San Biagio di Callalta (TV) Italy

Tel. +39 0422 895200

Fax +39 0422 895110

info@ilfanale.com

www.ilfanale.com

Credits

Concept: Il Fanale Group srl & Varianti srl unip.

Photography and colour separation: varianti.it

Copyright: Il Fanale Group srl & Varianti srl unip.

Printed by: Grafiche Antiga

2015

