

astro  
lighting  
cat a logue

astro

/16

# BATHROOM LIGHTING

Luminaire salles de bains / Badleuchten / Illuminazione da bagno

## WALL - MIRROR LIGHTS



LED

ARTEMIS P. 09



LED

SPARTA P. 09



NEW LED

PALERMO P. 11



NEW LED

ROMANO P. 13



NEW LED

MONZA P. 15



NEW LED

VERSAILLES P. 17



LED

BELGRAVIA P. 19



LED

MASHIKO P. 21



SALERNO P. 25



LED

AXIOS P. 27



TALLIN P. 29



LED

AVOLA P. 30



LED

BERGAMO P. 31



CABERET P. 33



TRIPLEX P. 33



LED

CHORD P. 35



BOW P. 36



CURVE P. 37



SHAVER LIGHT P. 38



SEVILLE SHAVER P. 38



ANJA SHAVER P. 39



EXTRA SHAVERLIGHT P. 39



ROMA P. 41

## WALL - IP44 KIT



AZUMI CLASSIC P. 45



PARK LANE GRANDE P. 47



SOFIA WALL P. 49



LLOYD P. 51



MOMO P. 43



RIVA 350 P. 53

## WALL



LAGO 280 P. 55



BRONI P. 56



SIENA P. 57



TUBE P. 58



AREZZO P. 59



LINCOLN P. 60



NOVENTA P. 61



ANTON P. 63



GROSVENOR P. 63



BIARRITZ P. 65



NENA P. 67



EPSILON P. 68



KAPPA P. 68



SAGARA P. 69



CALIFORNIA P. 69



ZEPPA P. 70



CUBE P. 71



KARLA P. 72



TAKETA P. 73



DOMINO P. 74



BARI P. 75



TULSA P. 76



SAVIO P. 77



VERONA P. 77



KYOTO P. 79



DIO P. 80



PADOVA ROUND P. 81



PADOVA SQUARE P. 81



DAYTON P. 83



KASHIMA P. 85



LED

ZIP P. 86



LED

ALBA P. 87



LED

BLOC P. 89



LED

CHIOS P. 90



LED

OSLO P. 91



LED

TORONTO P. 93

#### WALL - MARKER LIGHTS



LED

ORPHEUS P. 96



LED

TERRA 42 P. 97



LED

TERRA 28 P. 97



LED

TANGO P. 98



LED

BORGIO 55 P. 99



LED

BORGIO 90 P. 99

#### MIRRORS



LED

IMOLA P. 103



LED

AVLON P. 105



FLAIR P. 107



RECESS P. 108



GALAXY P. 109



LIVORNO P. 110



CALABRIA P. 111



FUJI P. 113



LED

MASCALI P. 115



LED

NIIMI ROUND P. 117



LED

NIIMI SQUARE P. 117



CATENA P. 119

#### PENDANTS



GENA P. 120



TORINO P. 121



NIRO P. 122



GENOVA P. 123



KYOTO PENDANT P. 125

CEILING

---



CORTONA 240 P. 127



ASINI P. 129



SABINA P. 131



SABINA SQUARE P. 131



AREZZO P. 132



SYROS P. 133



LED

MANTOVA P. 133



DENVER P. 135



CASTIRO 225 P. 135



ZEPPO P. 137



NEW LED

OSAKA P. 139



LED

MASSA P. 140



ALTEA P. 141



DAKOTA P. 143



MARINER P. 144



TAKKO P. 144



DENIA P. 145



MALLON PLUS P. 145



MASHIKO ROUND P. 147



LED

MASHIKO SQUARE P. 149



LED

TAKETA P. 151



LED

VOLOS 210 P. 152



STRATA P. 153

DOWNLIGHTS

---



TRIMLESS P. 155



LED

VETRO ROUND P. 157



LED

VETRO SQUARE P. 157



LED

VETRO TWIN P. 157



LED

KOS ROUND P. 158



LED

KOS SQUARE P. 158



BREMBO P.159



MAYFAIR P.161



VANCOUVER P.163



VANCOUVER LED P.165



ICE P.167



MINT P.168

#### SPOTLIGHTS



FRASCATI P.169



TERRA P.171



SETO P.173



KAMO P.175



COMO SINGLE P.177



COMO TWIN P.177



COMO TRIPLE ROUND P.177



COMO TRIPLE BAR P.177



TOKAI SINGLE P.179



TOKAI TWIN P.179



TOKAI TRIPLE ROUND P.179



TOKAI TRIPLE BAR P.179

## INTERIOR LIGHTING

Éclairage intérieur / Innenbeleuchtung / Illuminazione per interni

### WALL



MONTCLAIR P.205



MONTCLAIR TWIN P.205



LIMA P.207



CASERTA P.209



VALBONNE P.211



TATE P.213



LIMOGES SINGLE P. 215



LIMOGES TWIN P. 215



LIMOGES TRIPLE P. 215



DELPHI SINGLE P. 217



DELPHI TWIN P. 217



RIVA 350 P. 219



LAGO 280 P. 221



NAPOLI P. 223



SOFIA WALL P. 225



CONNAUGHT P. 227



PARK LANE P. 229



PARK LANE GRANDE P. 231



PARK LANE GRANDE TWIN P. 233



RAVELLO WALL P. 235



MOMO P. 237



MOMO SINGLE P. 239



AZUMI CLASSIC P. 241



LAMBRO 220 P. 242



SAN MARINO P. 243



SAN MARINO SOLO P. 245



LLOYD P. 247



OLAN P. 249



APPA SOLO P. 251



CHUO 380 P. 253



CHUO 260 P. 253



CHUO 250 P. 253



CHUO 190 P. 253



PETRA P. 254



IOS P. 255



ASHINO P. 256



SALA P. 257



NOLA P. 260



CAROLINA P. 261



IMAGE P. 262



MANERBIO P. 263



CREMONA P. 263



ATELIER P. 264



ATELIER GRANDE P. 265



JOEL P. 267



JOEL GRANDE P. 269



LED

D-LIGHT P. 373

WALL - READING LIGHTS



LED

NAPOLI READER P. 273



LED

RAVELLO LED P. 275



LED

AZUMI READER P. 277



LED

AZUMI CLASSIC P. 278



LED

PARK LANE GRANDE LED P. 279



LED

PARK LANE READER P. 281



LED

MOMO LED P. 282



LED

NAPOLI LED P. 283



LED

SALA LED P. 285



LED

ENNA WALL P. 287



LED

ENNA SURFACE P. 289



LED

ENNA RECESS P. 289



LED


ENNA SQUARE P. 291



NEW

LED

FUZE P. 293



LED

DIGIT P. 295



LED

TOSCA P. 297





LED

CORSA P. 299



LED

FOSSO P. 301



LED

LINDOS P. 303



LED

LEO P. 305



NEW LED

EDGE READER P. 307

WALL -PLASTER & CERAMIC LIGHTS



LED

PARMA 100/110 P. 313



LED

PARMA 160 /210/LED P. 315



LED

PARMA 200 /250/625 P. 317



LED

RIO P. 319



LED

PELLA P. 321



LED

PIENZA P. 323



KOZA P. 327



KYMI P. 329



PERO P. 331



MOSTO P. 331



LED

BOLOGNA 160 /240 P. 333



LED

SERIFOS 170 P. 334



BRENTA 130 /175 P. 335



LED

ECLIPSE ROUND P. 339



LED

ECLIPSE SQUARE P. 339



S-LIGHT P. 340



VENETO 300/400 P. 341



KASTORIA P. 343



LED

SLICE P. 343



ARIA 300/370 P. 344



OVARO P. 345



LED

NAXOS P. 346



KYO P. 347



ARWIN P. 347




MILO P. 349



AMALFI P. 351

WALL - GLASS LIGHTS



NEW LED

EDGE P. 353



CYL 200/260 P. 354



OBROUND P. 355



TOKYO P. 357



LUGA P. 359

WALL - PICTURE LIGHTS



LUGA SQUARE P. 359



NEW LED

MONDRIAN WALL/FRADE 300/400/600 P. 361



NEW LED

MONDRIAN WALL 300/400 P. 363



NEW LED

MONDRIAN WALL 600 P. 363



LED

VERMEER 40 P. 365



LED

VERMEER 300 P. 365



TEETOO 350 P. 367



TEETOO 550 P. 367



GOYA 365 P. 369



LED

GOYA 590 P. 369

WALL - MARKER LIGHTS



LED

GOYA LED 460/760 P. 371



LED

LEROS P. 377



LED

OLYMPUS P. 377



LED

BORGO 55 P. 379



LED

BORGO 90 P. 379



LED

BORGO MINI 43 P. 381

TABLE & FLOOR



LED

BORGO MINI 54 P. 381



LED

BORGO TRIMLESS 65/200 P. 383



LED

BORGO TRIMLESS 35/MINI P. 383



LED

TANGO P. 385



LED

ENNA DESK P. 389



LED

ENNA FLOOR P. 391



ATELIER DESK P. 393



ATELIER CLAMP P. 393



ATELIER FLOOR P. 395



JOEL TABLE P. 396



JOEL GRANDE TABLE P. 397



JOEL FLOOR P. 399



RAVELLO TABLE P. 401



RAVELLO FLOOR P. 403



SOFIA TABLE P. 405



SOFIA FLOOR P. 407



MOMO TABLE P. 409



MOMO FLOOR P. 409



AZUMI TABLE P. 410



AZUMI FLOOR P. 411

CEILING



PARK LANE TABLE P. 412



PARK LANE FLOOR P. 413



MARASINO P. 415



LIMINA P. 415



SEMI-FLUSH UNIT P. 421



BEVEL ROUND P. 423



BEVEL SQUARE P. 423



ASINI P. 424



AREZZO P. 425



SABINA ROUND P. 427



SABINA 280 P. 427



SABINA SQUARE P. 427



MANTOVA P. 429



SYROS P. 429



ZEPPA P. 430



DENVER P. 431



CASTRO 225 P. 433



OSAKA P. 435





LED

MASSA P. 437



ALTEA P. 438



MALLON PLUS P. 439



DAKOTA P. 441



MARINER P. 442



TAKKO P. 442



DENIA P. 443



MASHIKO ROUND P. 445



MASHIKO 200 P. 447



LED

MASHIKO 300/CLASSIC  
300/400 P. 447



LED

TAKETA P. 449



LED

VOLOS 210 P. 451

#### PENDANTS



STRATA P. 452



ROCCA P. 463



RAFINA P. 465



MARTINA 5 P. 467



MARTINA 3 P. 467



NEW

GINESTRA 300 P. 469



NEW

GINESTRA 400 P. 469



ATELIER 150/200 P. 471



JOEL 170/270 P. 473



NEW

HOMEFIELD 360 P. 475



LED

ARIANA P. 477



ITHACA 240/285 P. 479



NIMIS 260/350 P. 481



NEVADA 150/220 P. 483



CORTONA 240/320 P. 485



ZEPP0 300 P. 487



ZEPP0 400 P. 487

UNDER CABINET



OSCA ROUND 200 P. 489



OSCA SQUARE 200 P. 489



OSCA ROUND 400 P. 489



OSCA SQUARE 400 P. 489



LED

SAMOS ROUND P. 491



LED

SAMOS SQUARE P. 491

DOWNLIGHTS



BRESSA P. 491



LED

OSCA 140 ROUND / SQUARE P. 495



OSCA 200 ROUND / SQUARE P. 495



LED

OSCA 140 ADJ ROUND P. 497



LED

OSCA 140 ADJ SQUARE P. 497



LED

OSCA 140 ADJ TWIN P. 497



LED

OSCA LED ROUND P. 499



LED

OSCA LED SQUARE P. 499



LED

TRIMLESS ROUND / FIXED ADJ P. 501



LED

TRIMLESS SQUARE / FIXED ADJ P. 503



LED

TRIMLESS TWIN ADJ P. 503



BLANCO ADJ ROUND / SQUARE P. 504



BLANCO ADJ TWIN P. 505



BLANCO ROUND / SQUARE P. 506



BLANCO TWIN P. 507



BLANCO 45° P. 507



LED

APRILIA ADJ ROUND P. 509



LED

APRILIA ADJ SQUARE P. 509



LED

APRILIA ADJ TWIN P. 511



TARO ADJ TWIN P. 513



TARO ADJ TRIPLE P. 513



TARO ADJ QUAD P. 513



TARO ROUND FIXED / ADJ P. 513



TARO SQUARE  
FIXED/ADJ P. 517



LED  
ELVA P. 518



LED  
LENTA FIXED P. 519



LED  
LENTA ADJ P. 519



LED  
MINIMA ROUND  
FIXED/ADJ P. 521



MINIMA SQUARE  
FIXED/ADJ P. 523

SPOTLIGHTS



ASCOLI SINGLE P. 527



ASCOLI TRIPLE BAR P. 527



ASCOLI TRIPLE  
ROUND P. 529



NEW  
ASCOLI 4 BAR P. 529



POLAR SINGLE P. 531



POLAR TRIPLE  
SQUARE P. 531



POLAR TRIPLE BAR P. 531



OVALE SINGLE P. 532



OVALE TRIPLE  
ROUND P. 532



MONTANA SINGLE P. 533



MONTANA TRIPLE  
BAR P. 533



MONTANA FOUR BAR P. 533



SCALA SINGLE/  
SWITCHED P. 534



SCALA TRIPLE  
ROUND P. 534



MAGNA SINGLE P. 535



MAGNA TRIPLE BAR P. 535



EXCEL TRIPLE BAR P. 536



ALTONA P. 537

# EXTERIOR LIGHTING

Éclairage extérieur / Außenleuchten / Illuminazione per esterni

## PENDANTS



HOMEFIELD P. 541



NEW

HOMEFIELD 360 P. 541



CALVI P. 543



MONTPARNASSE P. 545



COACH 130 P.547



NEW

CABIN WALL P. 549



NEW

CABIN WALL FROSTED P. 549



FARRINGTON P. 551



NEW

NEWBURY P. 553



RICHMOND P. 555



NEW

MESSINA P. 557



NEW

MESSINA 130 P. 557



EMILIA P. 559



NEW

HOMEFIELD P. 561



HOMEFIELD 130 P. 561



NEW

BRONTE P. 563



PAROS P. 565



LED

PUZZLE P. 564



SALERNO P. 564



NEW

DAFNI P. 567



MONTPARNASSE WALL P. 569



CALVI WALL P. 571



TRESSINO S P. 573



ARTA ROUND 275 P. 575



ARTA OVAL P. 575



ARTA SQUARE 210 P. 575



TORONTO ROUND /170 P. 577



TORONTO OVAL P. 577



LED

DARTMOUTH SINGLE P. 579



LED

DARTMOUTH TWIN P. 579



PORTO PLUS SINGLE P. 581

## WALL



PORTO PLUS TWIN P. 581



DETROIT SINGLE P. 583



DETROIT P. 583



LED

OSLO 100 P. 585



LED

OSLO 160 P. 585



LED

CHIOS 80 P. 587



LED

CHIOS 150 P. 587



LED

ELIS SINGLE P. 589



LED

ELIS TWIN P. 589



LED

NAPIER P. 591



NEW LED

TIVOLI P. 593



NEW

MAST LIGHT P. 593



SOPRANO P.I.R. P. 595



LED

TECLA P. 596



LED

TECLA SURFACE P. 596



LED

KALSA P. 597



LED

TANGO P. 598



LED

BRICK P. 599

#### WALL & GROUND



LED

RIB P. 599



LED

BEAM ONE P. 600



LED

BEAM TWO P. 600



LED

BEAM FOUR P. 600



GRAMOS ROUND P. 601



GRAMOS SQUARE P. 601



LED

TERRA 90 P. 603



LED

TERRA 42 P. 603



LED

TERRA 28 ROUND P. 603



LED

TERRA 28 SQUARE P. 603



NEW LED

CROMARTY P. 605



BOLLARDS

---



LED

NAPIER 300 P. 606



LED

NAPIER 650 P. 606



SOPRANO P. 607



LED

JARDINO P. 607

CEILING LIGHTS

---



NEW

CABIN SEMI-FLUSH P. 609



NEW

CABIN SEMI-FLUSH  
FROSTED P. 609



NEW

BOX P. 611



NEW

BRONTE P. 611



TORONTO P. 612



ARTA ROUND 275 P. 613



ARTA SQUARE  
210 P. 613



LED

KOS ROUND P. 614



LED

KOS SQUARE P. 614



TARO ROUND P. 615



KAMO P. 615

# CONTENTS

contenuto  
Inhalt  
contenu

## BATHROOM LIGHTING

Luminaire salles de bains  
Badleuchten  
Illuminazione da bagno

Bathroom Lighting Regulations	06
Mirror lights	08
Wall lights	40
Marker lights	96
Mirror mounting kits	101
Illuminated mirrors	103
Pendants	124
Ceiling	127
Downlights	155
Spotlights	177
SPA range	180

## INTERIOR LIGHTING

Éclairage intérieur  
Innenbeleuchtung  
Illuminazione per interni

Families	184
Wall lights	200
Wall Shades	258
Reading lights	271
Plaster & Ceramic Lights	309
Glass Lights	354
Picture Lights	361
Marker lights	374
Table & Floor	387
Table & Floor Shades	416
Ceiling	418
Pendants	455
Under cabinet	491
Downlights	493
Spotlights	525

## EXTERIOR LIGHTING

Éclairage extérieur  
Außenleuchten  
Illuminazione per esterni

Pendants	541
Wall lights	547
Wall & Ground lights	600
Bollards	606
Ceiling lights	609
Downlights	615

## ACCESSORIES

Accessoires  
Zubehör  
Accessori

IP44 Kit / Demister Pad	616
Firehoods	616
LED Driver & Transformers	617
Lamps	618
Shades	640

## INFORMATION

Information  
Information  
Informazioni

LED Drivers Table	620
Terms & conditions of business	624
Design rights	628
Product code index	628
Product name index	634
Key	644





# BATHROOM LIGHTING

LUMINAIRES SALLES DE BAINS

BADLEUCHTEN

ILLUMINAZIONE DA BAGNO

## ONEROUS ENVIRONMENTS

Please contact our technical department prior to use of any of our fittings in onerous situations, for example: indoor swimming pool rooms, saunas, steam rooms or high salt environments.

## ENVIRONNEMENTS PARTICULIERS

Veillez contacter notre service technique avant d'utiliser nos armatures dans des environnements particuliers tels que: piscines intérieures, saunas, hammam et tous lieux fortement salinisés.

## EXTREMEN ORTEN

Bitte kontaktieren Sie unsere Technik -Abteilung vor dem Anbringen unseres Zubehörs für den Stromanschluss an extremen Orten wie z. B. Indoor-Swimmingpools, Saunen, Dampfbäder oder Umgebungen mit viel Holz.

## AMBIENTI PARTICOLARI

Contattare il nostro ufficio tecnico prima di procedere all'installazione delle attrezzature in ambienti particolarmente complessi in quali: piscine interne, saune, hammam o qualsiasi altro ambiente lungamente esposto all'atmosfera salina.

# BATHROOM LIGHTING REGULATIONS

Normes d'éclairage de salle de bains / Vorschriften für Badezimmerbeleuchtung / Normativa in materia di illuminazione da bagno

## GB

### ZONE 1

Light fittings in this zone must be spray-proof. Look for an IP number of IP45 (or IPX5) or higher.

### ZONE 2

Light fittings in Zone 2 must be splash-proof. Look for an IP number of IP44 (or IPX4) or higher.

### ZONE 3

There are no special requirements in this zone in the United Kingdom. In Ireland, Zone 3 requires IP rated products.

N.B. These regulations apply to domestic applications only, according to IEE Wiring Regulations (17th Edition), BS 7671:2008. For non-domestic applications, please refer to your electrician.

## FR

### ZONE 1

Les luminaires doivent être protégés contre les projections d'eau: symboles IP45, IP55, IP65. En France, tous les produits utilisés en zone 1 doivent être Très Basse Tension de Sécurité.

### ZONE 2

Les armatures doivent, dans cette zone, être protégées contre les projections d'eau: symbole IP44 ou supérieur.

### ZONE 3

Aucune exigence particulière n'est requise dans cette zone

NB: Ce résumé est seulement d'application pour un usage domestique. Pour tout autre usage ou, en cas de doute quant au type de luminaire à utiliser, demandez conseil à un électricien qualifié.

## DE

### ZONE 1

Beleuchtungskörper in dieser Zone müssen strahlwassergeschützt sein. Achten Sie auf folgende Zeichen: IP45, IP55 oder IP65.

### ZONE 2

Beleuchtungskörper in allen Zonen 2 müssen spritzwassergeschützt sein. Achten Sie auf folgende Zeichen: IP44 oder besser.

### ZONE 3

Für diese Zone gelten keine spezifischen Anforderungen für Beleuchtungskörper.

Hinweis: Diese Zusammenfassung ist nur für den Hausgebrauch bestimmt. Für öffentliche Situationen oder in Zweifelsfällen beim Anbringen eines Beleuchtungskörpers wenden Sie sich bitte an einen ausgebildeten Elektriker.

## IT

### ZONE 1

Le installazioni per illuminazione in questo tipo di ambiente devono essere anti-nebulizzazione. È richiesto un grado di protezione IP45 (IPX5) o superiore.

### ZONE 2

Le installazioni per illuminazione in zone di tipo 2 devono essere anti-spruzzo. È richiesto un grado di protezione IP44 (IPX4) o superiore.

### ZONE 3

Non sono previsti particolari requisiti IP per questo tipo di ambiente.

NB: Tali normative s'intendono applicabili esclusivamente per usi domestici, secondo la normativa britannica IEE Wiring Regulations (17a edizione) BS 7671 2008, in materia di impianti elettrici. Per applicazioni extra domestiche, rivolgersi a un elettricista.

---

## ALL ZONES:

Any electrical circuits in the bathroom must be protected by a 30mA Residual Current Device (RCD). Electrical equipment exposed to water-jets, e.g. for cleaning purposes, must be at least IP65 (IPX5).



- ZONE 1 - IP65 (or IPX5)
- ZONE 2 - IP44 (or IPX4)
- ZONE 3 - IP20







# ARTEMIS

IP44 ZONES ②③

600

PC 7115 ● LED 7.2w (incl.) 3000K 534 lm CRI 80 (Driver incl.)

900

PC 7116 ● LED 10.8w (incl.) 3000K 810 lm CRI 80 (Driver incl.)

1200

PC 7490 ● LED 14.4w (incl.) 3000K 1068 lm CRI 80 (Driver incl.)

# SPARTA

IP44 ZONES ②③

600

PC 7162 ● LED 7.2w (incl.) 3000K 475 lm CRI 80 (Driver incl.)

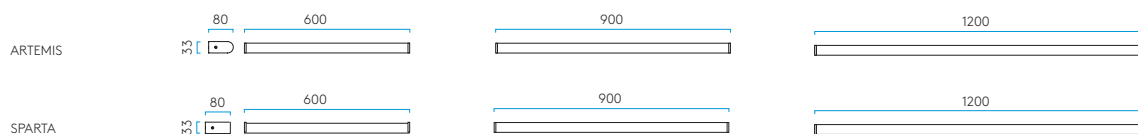
900

PC 7163 ● LED 10.8w (incl.) 3000K 836 lm CRI 80 (Driver incl.)


1200

PC 7491 ● LED 14.4w (incl.) 3000K 950 lm CRI 80 (Driver incl.)

All products on this page can be mirror-mounted (P.101) / Tous les produits sur cette page peuvent être montés sur miroir (P.101) / Diese Produkte sind zur Montage am Spiegel geeignet (P.101) / Tutti i prodotti di questa pagina possono essere fissati ad uno specchio (P.101)







## PALERMO

IP44 ZONES ②③

600

0780	0792	T5 1 x 14w (incl.)
0781		T5 1 x 14w (incl.)
0837		T5 HO 1 x 24w (excl.)*

900

0479	T5 1 x 21w (excl.)*
0838	T5 HO 1 x 39w (excl.)*

1200

0627	T5 1 x 28w (excl.)*
------	---------------------

## PALERMO LED

IP44 ZONES ②③

600

7619	LED 6w (incl.) 3000K CRI 80 (Driver incl.)
------	--

900

7620	LED 10w (incl.) 3000K CRI 80 (Driver incl.)
------	---

1200

7621	LED 15w (incl.) 3000K CRI 80 (Driver incl.)
------	---


All products on this page can be mirror-mounted (P.101) / Tous les produits sur cette page peuvent être montés sur miroir (P.101) / Diese Produkte sind zur Montage am Spiegel geeignet (P.101) / Tutti i prodotti di questa pagina possono essere fissati ad uno specchio (P.101)



\*see page 617







## ROMANO

□ IP44 ZONES ②③ 

600

PC 0667 T5 1 x 14w (excl.)\*

PC 0999 T5 HO 1 x 24w (excl.)\*

900

PC 0668 T5 1 x 21w (excl.)\*

PC 7037 T5 HO 1 x 39w (excl.)\*

1200

PC 0765 T5 1 x 28w (excl.)\*

NEW

## ROMANO LED

□ IP44 ZONES ②③

600

PC 7622 ● LED 6w (incl.) 3000K CRI 80 (Driver incl.)

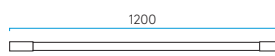
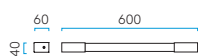
900

PC 7623 ● LED 10w (incl.) 3000K CRI 80 (Driver incl.)

1200

PC 7624 ● LED 15w (incl.) 3000K CRI 80 (Driver incl.)

All products on this page can be mirror-mounted (P.101) / Tous les produits sur cette page peuvent être montés sur miroir (P.101) / Diese Produkte sind zur Montage am Spiegel geeignet (P.101) / Tutti i prodotti di questa pagina possono essere fissati ad uno specchio (P.101)



\* see page 617





# MONZA

IP44 ZONES ② ③

## CLASSIC 250


PC 0952

E27 CFL 1 x 20w max (excl.) ▼  

**NEW**

## 250 LED

PC 7839

● LED 3.2w (incl.) 3000K CRI 80 (Driver incl.) 

## PLUS 400

PC 0915

2G11 1 x 24w (excl.)\*  

**NEW**

## 400 LED

PC 7840

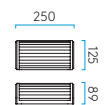
● LED 6.4w (incl.) 3000K CRI 80 (Driver incl.) 

## 600

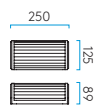
PC 7017

T5 HO 1 x 24w (excl.)\* 

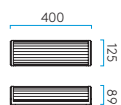
All products on this page can be mirror-mounted (P.101) / Tous les produits sur cette page peuvent être montés sur miroir (P.101) / Diese Produkte sind zur Montage am Spiegel geeignet (P.101) / Tutti i prodotti di questa pagina possono essere fissati ad uno specchio (P.101)



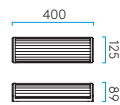
MONZA CLASSIC



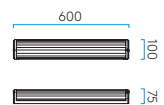
MONZA 250 LED



MONZA PLUS 400



MONZA 400 LED



MONZA 600

▼ Can also be fitted with/vous pouvez également utiliser/kann auch verwendet werden mit/compatibile anche con:  
● E27 LED - ref: 1970 (P. 618)

\* see page 617







7837



7838

NEW

# VERSAILLES

IP44 ZONES ②③

250

PC 7837

● LED 3.2w (incl.) 3000K CRI 80 (Driver incl.)



VERSAILLES 250

400

PC 7838

● LED 6.4w (incl.) 3000K CRI 80 (Driver incl.)



VERSAILLES 400





# BELGRAVIA

IP44 ZONES 2 3 

400

PC 0514

2G11 1 x 24w (excl.)\*

500

PC 7133


● LED 14.3w (incl.) 3000K CRI 80 877 lm (Driver incl.)

700

PC 0910

T5 2 x 14w (excl.)\*

All products on this page can be mirror-mounted (P.101) / Tous les produits sur cette page peuvent être montés sur miroir (P.101) / Diese Produkte sind zur Montage am Spiegel geeignet (P.101) / Tutti i prodotti di questa pagina possono essere fissati ad uno specchio (P.101)



\*see page 617





# MASHIKO

IP44 ZONES ②③

360



**PC** 0550

2G11 1 x 18w (excl.)\*

**PS** 7043

2G11 1 x 18w (excl.)\* **SPA**

**PC** 7099

● LED 7.2w (incl.) 3000K CRI 85 395 lm (Driver Incl.)



All products on this page (excl. 0845 & 0877) can be mirror-mounted (P.101) / Tous les produits sur cette page (excl. 0845 & 0877) peuvent être montés sur miroir (P.101) / Diese Produkte sind zur Montage (excl. 0845 & 0877) am Spiegel geeignet (P.101) / Tutti i prodotti di questa pagina (excl. 0845 & 0877) possono essere fissati ad uno specchio (P.101)

## CLASSIC 360

**PC** 0845

**Br** 0877

**MG** 7801

E14 2 x 40w max (excl.)\*

▼ Can also be fitted with /vous pouvez également utiliser / kann auch verwendet werden mit / compatibile anche con:  
● E14 LED - ref: 1872 (P. 618)





# MASHIKO

IP44 ZONES ②③

500

**PC** 0583

2G11 1 x 36w (excl.)\*

600

**PC** 0878

T5 HO 1 x 24w (excl.)\*

**PC** 7134

● LED 10.8w (incl.) 3000K CRI 85 658 lm (Driver incl.)

900

**PC** 0911

T5 HO 1 x 39w (excl.)\*

All products on this page (excl. 0845 & 0877) can be mirror-mounted (P.101) / Tous les produits sur cette page (excl. 0845 & 0877) peuvent être montés sur miroir (P.101) / Diese Produkte sind zur Montage (excl. 0845 & 0877) am Spiegel geeignet (P.101) / Tutti i prodotti di questa pagina (excl. 0845 & 0877) possono essere fissati ad uno specchio (P.101)



\* see page 617





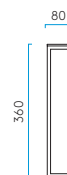


# SALERNO

IP44 ZONES ②③   SPA

**Bk** 0848

E14 2 x 40w max (excl.)▼



▼ Can also be fitted with/vous pouvez également utiliser/kann auch verwendet werden mit/compatibile anche con: ● E14 LED - ref: 1873 (P. 618)





# AXIOS

IP44 ZONES ②③

600

PC 7111 MN 7271 ● LED 7.2w (incl.) 3000K CRI 80 436 lm (Driver incl.)




900

PC 7110 ● LED 10.8w (incl.) 3000K CRI 80 561 lm (Driver incl.)

1200

PC 7492 ● LED 14.4w (incl.) 3000K CRI 80 998 lm (Driver incl.)

All products on this page can be mirror-mounted (P.101) / Tous les produits sur cette page peuvent être montés sur miroir (P.101) / Diese Produkte sind zur Montage am Spiegel geeignet (P.101) / Tutti i prodotti di questa pagina possono essere fissati ad uno specchio (P.101)







TALLIN 600 (0661)

# TALLIN

IP44 ZONES ② ③ ⓘ Ⓞ

300

PC 0531

2G11 1 x 18w (excl.)\*

600

PC 0661

T5 HO 1 x 24w (excl.)\*

900

PC 0693


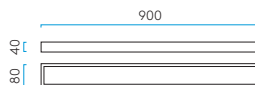
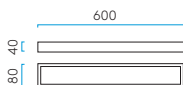
T5 HO 1 x 39w (excl.)\*

1200

PC 0902

T5 HO 1 x 54w (excl.)\*

All products on this page can be mirror-mounted (P.101) / Tous les produits sur cette page peuvent être montés sur miroir (P.101) / Diese Produkte sind zur Montage am Spiegel geeignet (P.101) / Tutti i prodotti di questa pagina possono essere fissati ad uno specchio (P.101)



\*see page 617

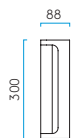


# AVOLA

□ IP44 ZONES ②③

PC 0962

● LED 2 x 3w (Incl.) 3000K CRI 80 (Driver incl.)





# BERGAMO

IP44 ZONES ②③

300

**PC** 0892

● LED 7.7w (incl.) 3000K 131 lm (Driver incl.)

600

**PC** 0893

● LED 15.4w (incl.) 3000K 334 lm (Driver incl.)



All products on this page (excl. Avola) can be mirror-mounted (P.101) / Tous les produits sur cette page (excl. Avola) peuvent être montés sur miroir (P.101) / Diese Produkte sind zur Montage (excl. Avola) am Spiegel geeignet (P.101) / Tutti i prodotti su questa pagina (escl. Avola) possono essere fissati ad uno specchio (P.101)







# CABARET

IP44 ZONES ②③   

4

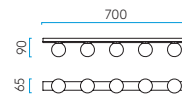
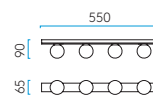
PC 0499

G9 4 x 25w max (excl.)▼

5

PC 0957

G9 5 x 25w max (excl.)▼

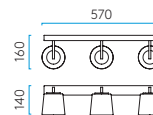


# TRIPLEX

IP44 ZONES ②③   

PC 7093

G9 3 x 40w max (excl.)▼



CABARET 4, CABARET 5, TRIPLEX: Removable pull-cord switch/Tirette amovible/Zugschalter entfernbar/Interruttore con filo a tirante rimovibile

▼ Can also be fitted with/vous pouvez également utiliser/kann auch verwendet werden mit/compatibile anche con:

● G9 LED - ref: 1877 (P. 618)



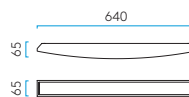


# CHORD

□ IP44 ZONES ②③

PC 7198

● LED 7.2w (incl.) 3000K CRI 80 300 lm (Driver incl.)





BOW



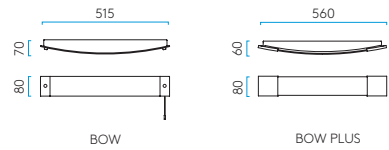
BOW PLUS

# BOW

IP44 ZONES ②③

PC 0242

E14 2 x 40w max (excl.)



BOW

BOW PLUS

# PLUS

PC 0616

2G11 1 x 24w (excl.)\*



BOW: Removable pull-cord switch/Tirette amovibile/Zugschalter entfernbar/Interruttore con filo a tirante rimovibile

\*see page 617



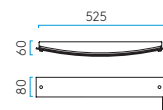
CURVE

# CURVE

IP44 ZONES ②③   

Fr 0243

E14 2 x 40w max (excl.)▼



CURVE:Removable pull-cord switch/Tirette amovible/Zugschalter entfernbar/Interruttore con filo a tirante rimovibile

▼ Can also be fitted with/vous pouvez également utiliser/kann auch verwendet werden mit/compatibile anche con: ● E14 LED - ref: 1873 (P. 618)



# SHAVER LIGHT

IP20 ZONE ③

PC 0275

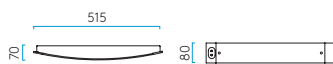
E14 2 x 40w max (excl.)▼

# SEVILLE SHAVER

IP20 ZONE ③

PC 0347

E14 2 x 40w max (excl.)▼



SHAVER LIGHT



SEVILLE SHAVER

SHAVER LIGHT / SEVILLE  
SHAVER / ANJA SHAVER  
/ EXTRA SHAVERLIGHT:  
Removable pull-cord switch/  
Tirette amovibile / Zugschalter  
entfernbar / Interruttore con  
filo a tirante rimovibile



# ANJA SHAVER

IP20 ZONE ③

PC 0512

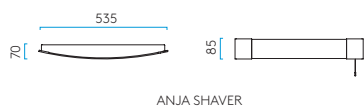
E14 2 x 40w max (excl.) ▼

# IXTRA SHAVERLIGHT

IP44 ZONES ②③

PC 0598

2G11 1 x 24w (excl.)\*



▼ Can also be fitted with/vous pouvez également utiliser/kann auch verwendet werden mit/compatibile anche con: ● E14 LED - ref: 1873 (P. 618)

\*see page 617







# ROMA

□ IP44 ZONES ②③ ⚡ ⚡

PC 0343

G9 1 x 40w max (excl.)▼

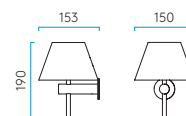
## SWITCHED

PC 0434

G9 1 x 40w max (excl.)\*▼ 

\* Removable pull-cord switch/Tirette amovible/Zugschalter entfernbar/Interruttore con filo a tirante rimovibile

▼ Can also be fitted with/vous pouvez également utiliser/kann auch verwendet werden mit/compatibile anche con:  
 G9 LED - ref: 1877 (P. 618)



All products on this page (excl. 0434) can be mirror-mounted (P.101) / Tous les produits sur cette page (excl. 0434) peuvent être montés sur miroir (P.101) / Diese Produkte (excl. 0434) sind zur Montage am Spiegel geeignet (P.101) / Tutti i prodotti di questa pagina (excl. 0434) possono essere fissati ad uno specchio (P.101)





7015 + 4037

# MOMO



## SINGLE

**PC** 0995 **MN** 7015

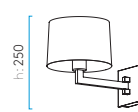
E27 1 x 60w max (excl.) ▼

### AZUMI/MOMO ROUND

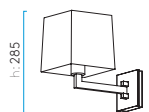
Wh	4020
Bk	4021
Oy	4038
Pu	4172

### AZUMI/LAMBRO SQUARE

4018
4019
4037
4171



w: 215 d: 345max



w: 175 d: 310max

**P 259: SPECIAL COLOURS**  
Couleurs spéciales / Sonderfarben / Colori speciali





AZUMI CLASSIC (0926 + 7045 + 4020)

# AZUMI



## CLASSIC

**PN** 0927   **MN** 0928   **Br** 0926   E27 1 x 60w max (excl.)▼



ALL THESE RANGES CAN BE CONVERTED FOR BATHROOM USE BY ADDING AN IP44 KIT (7045) - P. 616

Toutes ces gammes peuvent être converties pour utilisation en salle de bains en ajoutant le "Kit IP44" (7045) - P. 616 / Diese Produktserien können durch das Zubehör IP44-Kit (7045) auch im Badezimmer eingesetzt werden - P. 616 / Tutta la gamma può essere adatta per installazione in sale da bagno aggiungendo il kit IP44 (7045) - P. 616

### AZUMI / MOMO ROUND



4020  
4021  
4038  
4172

### AZUMI / LAMBRO SQUARE

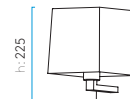
4018  
4019  
4037  
4171

### TAPERED DRUM 135

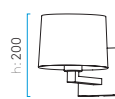
4049  
4050  
4064  
---



w: 215 d: 247



w: 215 d: 224



w: 177 d: 224

▼ Can also be fitted with/vous pouvez également utiliser / kann auch verwendet werden mit/compatibile anche con: ● E27 LED - ref: 1970 (P. 618)

● P 259: SPECIAL COLOURS Couleurs spéciales / Sonderfarben / Colori speciali





# PARK LANE GRANDE

PC 0539
MN 0678
Br 0538
MG 7555
E27 1 x 60w max (excl.)



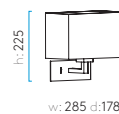
ALL THESE RANGES CAN BE CONVERTED FOR BATHROOM USE BY ADDING AN IP44 KIT (7045) - P. 616

Toutes ces gammes peuvent être converties pour utilisation en salle de bains en ajoutant le "Kit IP44" (7045) - P. 616 / Diese Produktserien können durch das Zubehör IP44-Kit (7045) auch im Badezimmer eingesetzt werden - P. 616 / Tutta la gamma può essere adatta per installazione in sale da bagno aggiungendo il kit IP44 (7045) - P. 616

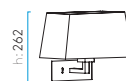
## PARK LANE GRANDE

## TAPERED RECTANGLE

Wh	4001	4111
Bk	4003	4112
Oy	4035	4113
Pu	4168	----



w: 285 d: 178



w: 335 d: 185

**P 259: SPECIAL COLOURS**  
 Couleurs spéciales / Sonderfarben / Colori speciali





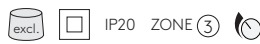


0960 + 7045 + 4065



0959 + 7045 + 4054

# SOFIA



## WALL

**PC** 0959 **MN** 0960

E27 1 x 60w max (excl.) ▼

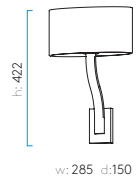


ALL THESE RANGES CAN BE CONVERTED FOR BATHROOM USE BY ADDING AN IP44 KIT (7045) - P. 616

Toutes ces gammes peuvent être converties pour utilisation en salle de bains en ajoutant le "Kit IP44" (7045) - P. 616 / Diese Produktserien können durch das Zubehör IP44-Kit (7045) auch im Badezimmer eingesetzt werden - P. 616 / Tutta la gamma può essere adatta per installazione in sale da bagno aggiungendo il kit IP44 (7045) - P. 616

### OVAL

Wh	4054
Bk	4055
Oy	4065
Pu	4169



**P 259: SPECIAL COLOURS:**  
Couleurs spéciales / Sonderfarben / Colori speciali

▼ Can also be fitted with/vous pouvez également utiliser / kann auch verwendet werden mit/compatibile anche con:  
● E27 LED - ref:1970 (P. 618)





0922 + 7045 + 4049




0921 + 7045 + 4064



0920 + 7045 + 4055

# LLOYD



**PC** 0920   **MN** 0921   **Br** 0922   E27 1 x 60w max (excl.)▼

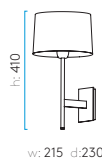


ALL THESE RANGES CAN BE CONVERTED FOR BATHROOM USE BY ADDING AN IP44 KIT (7045) - P. 616

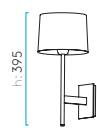
Toutes ces gammes peuvent être converties pour utilisation en salle de bains en ajoutant le "Kit IP44" (7045) - P. 616 / Diese Produktserien können durch das Zubehör IP44-Kit (7045) auch im Badezimmer eingesetzt werden - P. 616 / Tutta la gamma può essere adatta per installazione in sale da bagno aggiungendo il kit IP44 (7045) - P. 616

▼ Can also be fitted with/vous pouvez également utiliser/kann auch verwendet werden mit /compatibile anche con: ● E27 LED - ref: 1970 (P. 618)

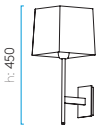
	AZUMI/MOMO ROUND	TAPERED DRUM 135	AZUMI SQUARE	OVAL
Wh	4020	4049	4018	4054
Bk	4021	4050	4019	4055
Oy	4038	4064	4037	4065
Pu	4172	---	4171	4169



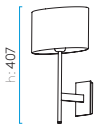
w: 215 d: 230



w: 177 d: 212



w: 175 d: 210



w: 285 d: 186

● P 259: SPECIAL COLOURS: Couleurs spéciales / Sonderfarben / Colori speciali





7023 + 4080



0988 + 4083

# RIVA

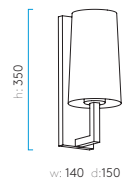
excl. □ IP44 ZONES ② ③

350

PC 0988 MN 7022 Br 7023 MG 7570 E27 1 x 60w max (excl.) ▼

## CONE 240

- Wh 4080
- WG 4083
- Bk 4181
- Pu 4170



P 259: SPECIAL COLOURS  
 Couleurs spéciales / Sonderfarben / Colori speciali

▼ Can also be fitted with/vous pouvez également utiliser/kann auch verwendet werden mit/compatibile anche con:  
 ● E27 LED - ref: 1970 (P. 618)





7059 + 4079



7086 + 4079

# LAGO

excl. □ IP44 ZONES ②③

280

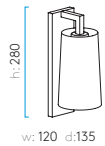
PC 7058 MN 7059 Br 7086

E27 1 x 60w max (excl.) ▼

CONE 195

Wh 4076

WG 4079



P 259: SPECIAL COLOURS  
 Couleurs spéciales / Sonderfarben / Colori speciali

▼ Can also be fitted with/vous pouvez également utiliser/kann auch verwendet werden mit/compatibile anche con:  
 ● E27 LED - ref: 1970 (P. 618)



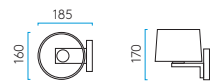
BRONI SQUARE (0777) Image: C.P. Hart



BRONI ROUND (0776)

# BRONI


 IP44 ZONES ②③  



ROUND

## ROUND

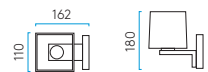
PC 0776

G9 1 x 40w max (excl.) ▼

## SQUARE

PC 0777

G9 1 x 40w max (excl.) ▼



SQUARE





SIENA OVAL (0666)



SIENA ROUND (0665)

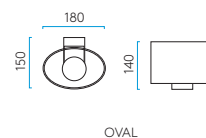
# SIENA

IP44 ZONES ②③  

## OVAL

**PC** 0666



E14 1 x 60w max (excl.)  

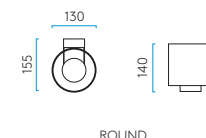


OVAL

## ROUND

**PC** 0665

E14 1 x 60w max (excl.)  



ROUND

Can also be fitted with/vous pouvez également utiliser/kann auch verwendet werden mit/compatibile anche con:  
  G9 LED - ref: 1877 (P. 618)      E14 LED - ref: 1872 (P. 618)



TUBE (0274)



TUBE LED (0943)

# TUBE

□ IP44 ZONES ②③ ⓧ

PC 0274

E14 1 x 40w max (excl.) ⓧ

## LED

PC 0943

● LED 1 x 3w (incl.) 3000K CRI 85 (Driver incl.)



All products on this page can be mirror-mounted (p.101) / Tous les produits sur cette page peuvent être montés sur miroir (p.101) / Diese Produkte sind zur Montage am Spiegel geeignet (p.101) / Tutti i prodotti di questa pagina possono essere fissati ad uno specchio (p.101)



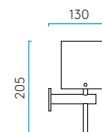
AREZZO

# AREZZO

IP44 ZONES 2 3  

PC 0342

G9 1 x 40w max (excl.)



Can also be fitted with / vous pouvez également utiliser / kann auch verwendet werden mit / compatibile anche con:  
 ▼● E14 LED - ref: 1872 (P. 618)    ▼▼● G9 LED - ref: 1877 (P. 618)



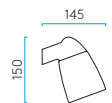
LINCOLN

# LINCOLN

IP44 ZONES ②③  

PC 0334

E14 1 x 40w max (excl.)▼



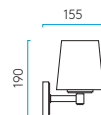
LINCOLN



NOVENTA

# NOVENTA

□ IP44 ZONES ②③ Ⓜ Ⓜ



NOVENTA

PC 0656

E14 1 x 60w max (excl.)▼

▼ Can also be fitted with/vous pouvez également utiliser/kann auch verwendet werden mit/compatibile anche con:

- E14 LED - ref: 1872 (P. 618)

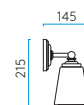




GROSVENOR

# ANTON

IP44 ZONES ②③  



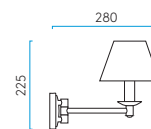
ANTON

PC 0507

E14 1 x 40w max (excl.) ▼

# GROSVENOR

IP44 ZONES ②③  



GROSVENOR

PC PVC 0511

G9 1 x 40w max (excl.) ▼▼

Can also be fitted with / vous pouvez également utiliser / kann auch verwendet werden mit / compatibile anche con:

▼● E14 LED - ref: 1872 (P. 618)    ▼▼● G9 LED - ref: 1877 (P. 618)







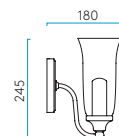
BIARRITZ

# BIARRITZ

□ IP44 ZONES ②③ 
 💡
🕒

PC 7137

G9 1 x 40w max (excl.) ▼



Can also be fitted with / vous pouvez également utiliser / kann auch verwendet werden mit / compatibile anche con:  
 ▼ ● G9 LED - ref: 1877 (P. 618)





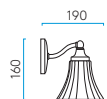
# NENA


IP44 ZONES ②③  

PC 0506

MG 7569

G9 1 x 40w max (excl.)▼



Can also be fitted with / vous pouvez également utiliser / kann auch verwendet werden mit / compatibile anche con:  
 ▼  G9 LED - ref: 1877 (P. 618)



EPSILON



KAPPA

# EPSILON

□ IP44 ZONES ②③  

PC 0600

G9 1 x 25w max (excl.)▼

# KAPPA

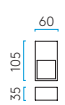
□ IP44 ZONES ②③  

PC 0672

G9 1 x 25w max (excl.)▼



EPSILON



KAPPA




# SAGARA

IP44 ZONES ②③  

PC 0774

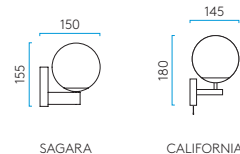
G9 1 x 40w max (excl.)▼

# CALIFORNIA


IP44 ZONES ②③   

PC 0304

G9 1 x 40w max (excl.)▼



CALIFORNIA:  
Removable pull-cord switch/Tirette  
amovible/ Zugschalter entfernbar /  
Interruttore con filo a tirante rimovibile

Can also be fitted with/vous pouvez également utiliser/kann auch verwendet werden mit/compatibile anche con:  
▼  G9 LED - ref: 1877 (P. 618)



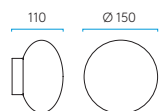
# ZEPPO

□ IP44 ZONES ②③ 💡 🔌

WALL

PC WG 7247

G9 1 x 33w max (excl.) ▼





# CUBE






PC WG 0635

G9 1 x 40w max (excl.)▼



▼ Can also be fitted with/vous pouvez également utiliser/kann auch verwendet werden mit/compatibile anche con: ● G9 LED - ref: 1877 (P. 618)



# KARLA

IP44 ZONES ②③



PC 7161

● LED 3.5w (incl.) 3000K CRI 80 280 lm (Driver incl.)

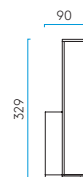






Image: Joeburkelightingdesign.co.uk



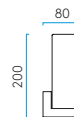
TAKETA


# TAKETA

 IP44 ZONES ②③  

PC 0775

E14 1 x 40w max (excl.)▼



Can also be fitted with/vous pouvez également utiliser/kann auch verwendet werden mit/compatibile anche con:  
 ▼  E14 LED - ref: 1875 (P. 618)



# DOMINO

□ IP44 ZONES ②③

PC 7392

● LED 3.6w (incl.) 3000K CRI 80 280 lm (Driver incl.)

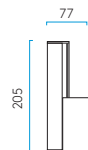




Image: Joeburkelightingdesign.co.uk



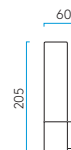
BARI


# BARI

IP44 ZONES ②③  

PC 0340

G9 1 x 40w max (excl.) ▼



Can also be fitted with/vous pouvez également utiliser/kann auch verwendet werden mit/compatibile anche con:  
 ▼  G9 LED - ref. 1877 (P. 618)

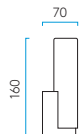


# TULSA

□ IP44 ZONES ②③  

PC 0327

G9 1 x 40w max (excl.) ▼▼





SAVIO



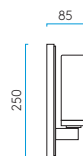
VERONA

# SAVIO

□ IP44 ZONES ②③ Ⓛ Ⓜ

PC 0651

E14 1 x 40w max (excl.) ▼



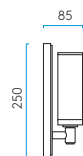
SAVIO

# VERONA

□ IP44 ZONES ②③ Ⓛ Ⓜ

PC 0655

E14 1 x 40w max (excl.) ▼



VERONA

Can also be fitted with / vous pouvez également utiliser / kann auch verwendet werden mit / compatibile anche con:  
 ▼ ● E14 LED - ref: 1872 (P.618)    ▼ ● G9 LED - ref: 1877 (P.618)





KYOTO 365 (0573)



KYOTO 260 (0572)

# KYOTO

□ IP44 ZONES ②③ Ⓛ Ⓞ

## 260

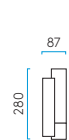
PC 0386 SC 0572

2G7 1x11w (excl.)\*

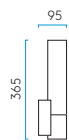
## 365

PC 0573

2G11 1x18w (excl.)\*



KYOTO 260



KYOTO 365

\*see page 617

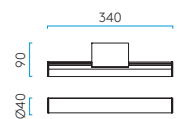


DIO

IP44 ZONES ②③ 

PC 7101

● LED 3,6w (incl.) 3000K CRI 80 293 lm (Driver incl.)







# PADOVA

IP44 ZONES ②③  

## ROUND

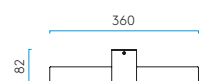
**PC** 0650 **MN** 0791


G9 2 x 28w max (excl.) ▼

## SQUARE

**PC** 7028

G9 2 x 28w max (excl.) ▼



Can also be fitted with/vous pouvez également utiliser/kann auch verwendet werden mit/compatibile anche con:  
 ▼  G9 LED - ref. 1877 (P.618)

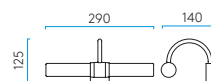




DAYTON

DAYTON

IP44 ZONES 2 3



DAYTON

PC 0335

G9 2 x 25w max (excl.)

Can also be fitted with/vous pouvez également utiliser/kann auch verwendet werden mit/compatibile anche con:  
 ▼ ● G9 LED - ref. 1877 (P. 618)





KASHIMA 350 0814




KASHIMA LED 620 (7349)

# KASHIMA

□ IP44 ZONES ②③

## 350

PC 0814

T5 1 x 8w (incl.) 

## LED 350

PC 7348

● LED 3.6w (incl.) 3000K CRI 80 165 lm (Driver incl.)

## 620

PC 0961

T5 1 x 14w (incl.) 

## LED 620

PC 7349

● LED 7.2w (incl.) 3000K CRI 80 387 lm (Driver incl.)

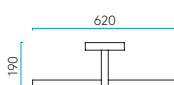
KASHIMA: (0814/0961)  
Cabinet mounting kit included/Le kit pour le montage sur l'armoire à pharmacie est inclus/ Inklusiv Befestigungsmaterial zur Montage auf dem Spiegelschrank/Kit incluso di montaggio su apparecchio



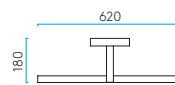
KASHIMA 350



KASHIMA LED 350



KASHIMA 620



KASHIMA LED 620



ZIP

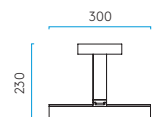
ZIP

IP44 ZONES ②③



PC 7009

● LED 3 x 1w (incl.) 3000K CRI 80 184 lm (Driver incl.)





ALBA (Image: www.daytrue.com)



WALL

# ALBA

IP44 ZONES ②③



PC 0828

LED 2 x 1w (incl.) 3000K CRI 80 58 lm (Driver incl.)









# BLOC

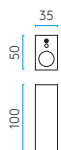
□ IP44 ZONES ②③

**PC** 0829 **MN** 0824 **Wh** 7275

● LED 2 x 1w (Incl.) 3000K CRI 80 58 lm (Driver incl.)

**PS** 7044

● LED 2 x 1w (Incl.) 3000K CRI 80 58 lm (Driver incl.) **SPA**





7126



7564



7128

# CHIOS

IP44 SPA

80

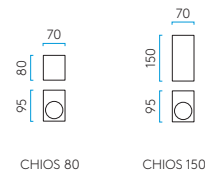
**Bk** 7126 **Wh** 7564

● GU10 LED 1 x 6w max (excl.) ▼

150

**Bk** 7128 **Wh** 7565

● GU10 LED 2 x 6w max (excl.) ▼




1000 HOURS SALT-SPRAY TESTED  
1000 heures au brouillard salin testé | 1000 Stunden Salzsprühnebel getestet | 1000 ore nebbia salina testato

▼ See Page 617



7494



7493



7061

# OSLO

 IP65 
  SPA 
 

100

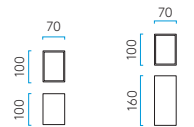
Bk 7109 
 Wh 7493

● LED 1 x 3w (incl.) 3000K CRI 80 47 lm (Driver incl.)

160

Bk 7061 
 Wh 7494

● LED 2 x 3w (incl.) 3000K CRI 80 100 lm (Driver incl.)



OSLO 100

OSLO 160

 **1000 HOURS SALT-SPRAY TESTED**  
 1000 heures au brouillard salin testé | 1000 Stunden Salzsprühnebel getestet | 1000 ore nebbia salina testata





# TORONTO

IP65 ZONES ①②③  

## ROUND

PA 0325

E27 1 x 60w max (excl.)▼

## OVAL

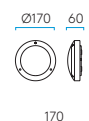
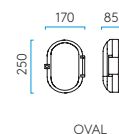
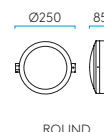
PA 0326

E27 1 x 60w max (excl.)▼

## 170

PA 0844

G9 1 x 40w max (excl.)▼▼



Can also be fitted with / vous pouvez également utiliser / kann auch verwendet werden mit / compatibile anche con:  
 ▼● E27 LED - ref: 1970 (P. 618)    ▼● G9 LED - ref: 1877 (P. 618)

\* see page 617





LED FLEXI-STRIP

# LED FLEXI-STRIP

IP65 ZONES ①②③ 12v

1602

● LED 3000K 5 metres (14.4w per metre) (Driver excl.)\*

# LED DRIVER

20w

1613

12V Constant Voltage 13500mm max LED Flexi-Strip

30w

1611

12V Constant Voltage 4000mm max LED Flexi-Strip



LED FLEXI-STRIP



20W LED DRIVER



60W LED DRIVER

\* see page 617

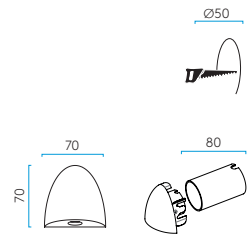


# ORPHEUS


IP65 ZONES ①②③

PC 7369 Wh 7370

● LED 2w (Incl.) 2700K CRI 80 65 lm 700mA (Driver excl.)\*







# TERRA

III ZONES ①②③

42 IP67

AA 0936 ● LED 1 x 2.4w (Incl.) 3000K CRI 80 700mA (Driver excl.)\*

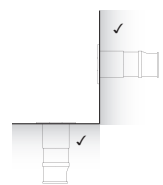
28 IP65

ROUND

BSS 7199 ● LED 1 x 1w (Incl.) 3000K CRI 80 40 lm 350mA (Driver excl.)\*

SQUARE

BSS 7200 ● LED 1 x 1w (Incl.) 3000K CRI 80 40 lm 350mA (Driver excl.)\*



42




28 ROUND



28 SQUARE

\*see page 617



# TANGO

IP65 ZONES ①②③

<b>PC</b> 0833	<b>BSS</b> 0826	● LED 1 x 1w (incl.) 3000K CRI 80 350mA (Driver excl.)*	
<b>PC</b> 7526	<b>BSS</b> 7523	● LED 1 x 1w (incl.) 2700K CRI 80 350mA (Driver excl.)*	
<b>Wh</b> 0825	<b>Bk</b> 0832	<b>PS</b> 0831	● LED 1 x 1w (incl.) 3000K CRI 80 350mA (Driver excl.)* <i>SPA</i>
<b>Wh</b> 7522	<b>Bk</b> 7525	<b>PS</b> 7524	● LED 1 x 1w (incl.) 2700K CRI 80 350mA (Driver excl.)* <i>SPA</i>



\*see page 617



# BORGO


IP65 ZONES ① ② ③

55

**SS** 7089 ● LED 1 x 2w (incl.) 3000K CRI 80 700mA (Driver excl.)\*



BORGO 55




**55 WALL BOX (1817)**  
h.165mm w.51mm d.100mm

90

**SS** 7088 ● LED 1 x 2w (incl.) 3000K CRI 80 700mA (Driver excl.)\*



BORGO 90



**90 WALL BOX (1818)**  
h.108mm w.87mm d.100mm

A wall box accessory is available for installation of the Borgo range into brick walls / Accessoire mural disponible pour l'installation de la gamme Borgo dans des murs en brique / Als Zubehör sind Wandkästen erhältlich, die eine Installation der Borgo Serie in Ziegelwänden ermöglichen. / Un accessorio per le pareti è disponibile per l'installazione del Borgo in muri di mattoni

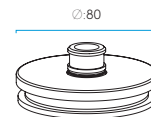


# MIRROR-MOUNTING KIT 1

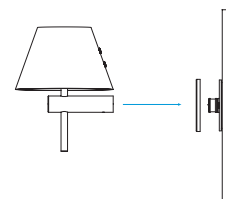
PC 0588

## FOR USE WITH

convient pour / zur Verwendung mit / da utilizzare con



MIRROR MOUNTING KIT 1



# MIRROR-MOUNTING KIT 2

PC 0992

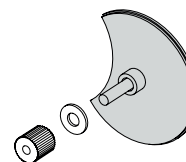
x 2 included / inclus / inklusive / incluso

## FOR USE WITH

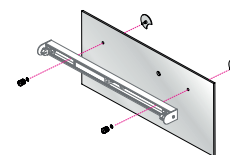
convient pour / zur Verwendung mit / da utilizzare con



Ø: 25 d: 22



MIRROR MOUNTING KIT 2



All products on these pages can be mirror-mounted / Tous les produits sur cette page peuvent être montés sur miroir / Diese Produkte sind zur Montage am Spiegel geeignet / Tutti i prodotti su questa pagina possono essere fissati ad uno specchio





IMOLA 800 (0406)

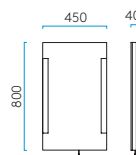
# IMOLA

IP44 ZONES ②③

## 800

**Mi PC** 0406

T5 2 x 14w (incl.)

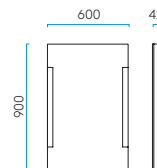


IMOLA 800

## 900

**Mi PC** 0782

T5 HO 2 x 24w (incl.)



IMOLA 900 / LED

## 900 LED

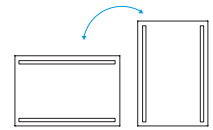
**Mi PC** 7507

LED 13w (Incl.) 3000K CRI 80 (Driver incl.)

IMOLA 800: Removable pull-cord switch/Tirette amovible/Zugschalter entfernbar/Interruttore con filo a tirante rimovibile







AVLON 900 (7409)

# AVLON

□ IP44 ZONES ②③

## 900

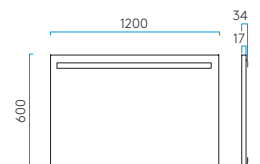
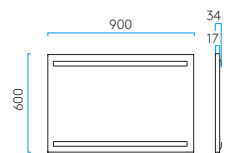
Mi 7409

● LED 22w (incl.) 3000K CRI 80 (Driver incl.)

## 1200

Mi 7519

● LED 14.4w (incl.) 3000K CRI 80 (Driver incl.)







FLAIR 900 (7029)

# FLAIR



## 900

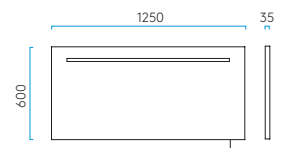
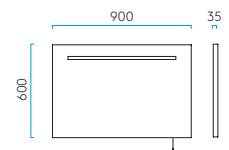
**Mi AA** 7029

T5 HO 2 x 39w (incl.)

## 1250

**Mi AA** 0762

T5 HO 2 x 54w (incl.)



FLAIR 900, FLAIR 1250:  
Removable pull-cord switch/Tirette amovibile/Zugschalter entfernbar/Interruttore con filo a tirante rimovibile



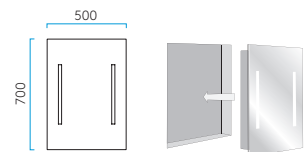
RECESS

# RECESS

□ IP44 ZONES ②③ ⚡

Mi 0636

T5 2 x 14w (incl.)

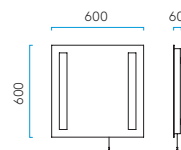




GALAXY (Tuddenham Mill, Suffolk)

# GALAXY

IP44 ZONES ②③  



Mi 0440

T5 2 x 13w (incl.)

GALAXY: Removable pull-cord switch/  
 Tirette amovibile / Zugschalter entfernbar /  
 Interruttore con filo a tirante rimovibile



# LIVORNO

□ IP44 ZONES ②③ 💡 ▮

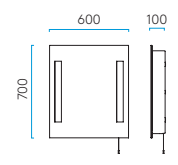
**Mi PS** 0360

T5 2 x 14w (incl.)

## SHAVER

**Mi PS** 0637

T5 2 x 14w (incl.)





CALABRIA



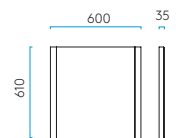
HEATED DEMISTER PAD (incl.)

# CALABRIA

□ IP44 ZONES ②③ 

Mi 0898

T5 2 x 14w (incl.)









FUJI SHAVER (0548)

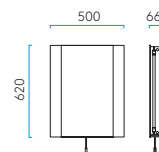
# FUJI

IP44 ZONES ②③  

## SHAVER

**Mi** 0548

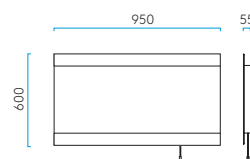
T5 2 x 14w (incl.)



## WIDE 950

**Mi** 0662


T5 2 x 21w (incl.)



## WIDE 1250


**Mi** 0536

T5 2 x 28w (incl.)



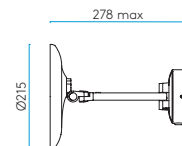
FUJI SHAVER, FUJI WIDE 950, FUJI WIDE 1250:  
Removable pull-cord switch / Tira-cord amovible / Zugschalter entfernbar / Interruttore con filo a tirante rimovibile





# MASCALI

□ IP44 ZONES ②③ Ⓛ ■ ✕5



Recommended for hospitality use  
 / Recommandé pour l'hôtellerie / Zur  
 Verwendung im Gastgewerbe geeignet  
 / Adatto in strutture alberghiere

PC 7627

● LED 5.7w (Incl.) 2700K CRI 80 93 lm (Driver incl.)





# NIIMI

□ IP44
 ② ZONES
 ③
Ⓛ
▮
Ⓜ

## ROUND

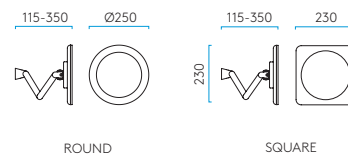
**PC** 0760

● LED 5.7w (incl.) 3000K (Driver incl.)

## SQUARE


**PC** 0815

● LED 5.7w (incl.) 3000K (Driver incl.)



Recommended for hospitality use/ Recommandé pour l'hôtellerie/ Zur Verwendung im Gastgewerbe geeignet/ Adatto in strutture alberghiere

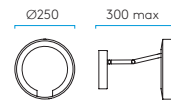




# CATENA

 IP44 ZONES ② ③
 





Recommended for hospitality use  
 /Recommandé pour l'hôtellerie/  
 Verwendung im Gastgewerbe geeignet/  
 Adatto in strutture alberghiere

PC 0628

T5 1 x 22w (excl.)\*

\*see page 617



GENA (0488)



# GENA

 IP44 ZONES ② ③
 




GENA: Removable pull-cord switch/Tirette amovibile / Zugschalter entfernbar / Interruttore con filo a tirante rimovibile

PC 0488

G9 1 x 25w max (excl.) ▼  

GENA Not suitable for hospitality use / Pas adéquat pour l'hôtellerie / Zur Verwendung im Gastgewerbe ungeeignet / Non adatto in strutture alberghiere

## PLUS

PC 0526

GX53 1 x 9w max (excl.)\*

GENA PLUS: Recommended for hospitality use / Recommandé pour l'hôtellerie / Zur Verwendung im Gastgewerbe geeignet / Adatto in strutture alberghiere





# TORINO



PC 0355

G9 1 x 25w max (excl.)▼



TORINO

TORINO: Removable pull-cord switch  
/Tirette amovible / Zugschalter entfernbar  
/ Interruttore con filo a tirante rimovibile

Not suitable for hospitality use  
/ Pas adéquat pour l'hôtellerie / Zur  
Verwendung im Gastgewerbe ungeeignet  
/ Non adatto in strutture alberghiere

Can also be fitted with/vous pouvez également utiliser/kann auch verwendet werden mit/compatibile anche con:  
▼ ● G9 LED - ref. 1877 (P. 618)

\* see page 617



NIRO (0485)

# NIRO

 IP44 ZONES ②③
 




PC 0485

G9 1 x 25w max (excl.) ▼





# GENOVA

 IP44 ZONES ②③
 






GENOVA: Removable pull-cord switch / Tirette amovibile / Zugschalter entfernbar / Interruttore con filo a tirante rimovibile

Not suitable for hospitality use / Pas adéquat pour l'hôtellerie / Zur Verwendung im Gastgewerbe ungeeignet / Non adatto in strutture alberghiere

PC 0356

G9 1 x 25w max (excl.) ▼

Can also be fitted with / vous pouvez également utiliser / kann auch verwendet werden mit / compatibile anche con:  
 ▼ ● G9 LED - ref. 1877 (P. 618)

\*see page 617



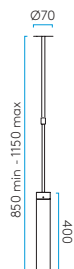


# KYOTO PENDANT

PC 7031

IP44 ZONES ②③  

2G11 1 x 24w (excl.)\*



\* see page 617





7594

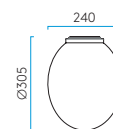
CEILING


# CORTONA 240

 IP44 ZONES ②③
 


PC 7594

E27 1 x 60w max (excl.)▼



Can also be fitted with/vous pouvez également utiliser/kann auch verwendet werden mit/compatibile anche con:  
 ▼  E27 LED - ref: 1970 (P. 618)







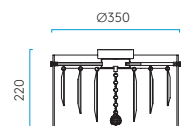
ASINI

ASINI

 IP44 ZONES ②③
 


PC 7169

G9 3 x 33w max (excl.) ▼



Can also be fitted with/vous pouvez également utiliser/kann auch verwendet werden mit/compatibile anche con:  
 ▼  G9 LED - ref. 1877 (P. 618)





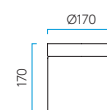
# SABINA

IP44 ZONES 2 3  

## 170

**PC** 7024

E27 1 x 60w max (excl.) ▼

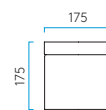


SABINA 170

## SQUARE

**PC** 7095

E27 1 x 60w max (excl.) ▼

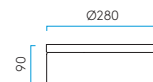


SABINA SQUARE


## 280

**PC** 7186

E27 1 x 60w max (excl.) ▼



SABINA 280

Can also be fitted with/vous pouvez également utiliser/kann auch verwendet werden mit/compatibile anche con:  
 ▼  E27 LED - ref:1970 (P. 618)



AREZZO

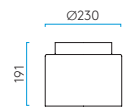
# AREZZO

CEILING

PC 0963

IP44 ZONES ②③  

E27 1 x 60w max (excl.)▼



AREZZO

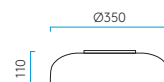


# SYROS

□ IP44 ZONES ②③ Ⓡ Ⓢ

Wh 7189

E27 3 x 40w max (excl.) ▼



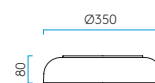
SYROS

# MANTOVA

□ IP44 ZONES ②③

Wh 7274

● LED 17.7w (incl.) 3000K CRI 80 1164 lm (Driver incl.)



MANTOVA

Can also be fitted with/vous pouvez également utiliser/kann auch verwendet werden mit/compatibile anche con:  
 ▼ ● E27 LED - ref: 1970 (P. 618)





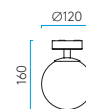
CASTIRO 225

## DENVER

IP44 ZONES ②③  

PC 0323

G9 1 x 40w max (excl.)



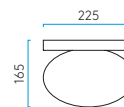
DENVER

## CASTIRO 225

IP44 ZONES ②③  

PC 7014

E27 1 x 60w max (excl.)



CASTIRO

Can also be fitted with / vous pouvez également utiliser / kann auch verwendet werden mit / compatibile anche con:

● E27 LED - ref: 1970 (P. 618) ● G9 LED - ref: 1877 (P. 618)







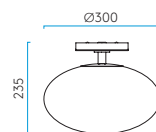
ZEPPO

# ZEPPO





 IP44 ZONES ②③



ZEPPO

PC 0830

E27 1 x 60w max (excl.)▼

Can also be fitted with / vous pouvez également utiliser / kann auch verwendet werden mit / compatibile anche con:  
 ▼ ● E27 LED - ref: 1970 (P. 618)





# OSAKA

IP44 ZONES ②③



OSAKA

PC 0387 BN 0906 Wh 7383

4pin2D 1 x 28w (incl.)

# OSAKA LED

IP44 ZONES ②③



OSAKA LED

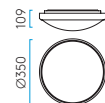
PC 7831

LED 16w (incl.) 2700K 706 lm CRI 80 (Driver incl.)

# 350

PC 7412 BN 7414

LED 24w (incl.) 3000K CRI 80 (Driver incl.)



OSAKA 350/SENSOR

# SENSOR

PC 7411 BN 7413

LED 24w (incl.) 3000K CRI 80 (Driver incl.)



MASSA 350 (7394)

# MASSA

IP44 ZONES ②③

300

**Wh** 7263

4pin2D 1x28w (incl.)



MASSA 300

350

**Wh** 7394

● LED 24w (incl.) 3000K CRI 80 1367 lm (Driver incl.)



MASSA 350

SENSOR

**Wh** 7395

● LED 24w (incl.) 3000K CRI 80 1367 lm (Driver incl.)



MASSA SENSOR



ALTEA

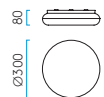
CEILING


# ALTEA

IP44 ZONES ②③  

PC 0586

E27 1 x 60w max (excl.)



Can also be fitted with/vous pouvez également utiliser/kann auch verwendet werden mit/compatibile anche con:  
 ▼  E27 LED - ref:1970 (P. 618)





DAKOTA 180 (0843)

# DAKOTA

IP44 ZONES ②③

180

**PC** 0843

E14 1 x 40w max (excl.)

PLUS 180

**PC** 0603

GX53 1 x 13w max (excl.) \*

300

**PC** 0564 **BN** 0674

E27 1 x 60w max (excl.)

PLUS 300

**PC** 0565

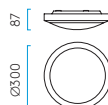
4pin2D 1 x 28w (excl.) \*



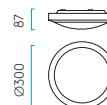
DAKOTA 180



DAKOTA PLUS 180



DAKOTA 300



DAKOTA PLUS 300

Can also be fitted with/vous pouvez également utiliser/kann auch verwendet werden mit/compatibile anche con:  
 ▼ ● E14 LED - ref: 1872 (P. 618)    ▼▼ ● E27 LED - ref: 1970 (P. 618)

\* see page 617



MARINER



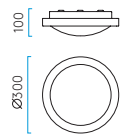
TAKKO

# MARINER

IP44 ZONES ②③  

PC 0270

E27 1 x 60w max (excl.) ▼



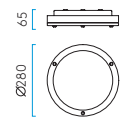
MARINER

# TAKKO

IP44 ZONES ②③  

PC 0493

E14 2 x 40w max (excl.) ▼



TAKKO





DENIA



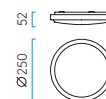
MALLON PLUS

# DENIA

IP44 ZONES ②③  

PC 0587

E14 2 x 40w max (excl.)<sup>▼</sup>



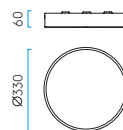
DENIA

# MALLON PLUS

IP44 ZONES ②③  

PC 0591

T9 1 x 32w (excl.)<sup>\*</sup>



MALLON PLUS

Can also be fitted with/vous pouvez également utiliser/kann auch verwendet werden mit/compatibile anche con:  
 ▼ ● E14 LED - ref: 1872 (P. 618)    ▼ ● E27 LED - ref: 1970 (P. 618)

\* see page 617





# MASHIKO

IP44 ZONES 2 3  

## ROUND

230

**PC** 7179

E27 1 x 60w max (excl.)▼

300

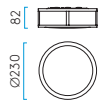
**PC** 7077

E27 1 x 60w max (excl.)▼

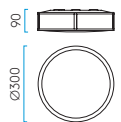
400

**PC** 7421

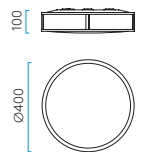
E27 3 x 42w max (excl.)▼




MASHIKO 230




MASHIKO 300



MASHIKO 400

Can also be fitted with/vous pouvez également utiliser/kann auch verwendet werden mit/compatibile anche con:  
 ▼  E27 LED - ref: 1970 (P. 618)





MASHIKO 200 (0890)

# MASHIKO

IP44 ZONES ②③

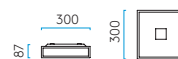


MASHIKO 200

## 200

PC 0890 Br 0993

E27 1 x 60w max (excl.)



MASHIKO 300

## 300

PC 0584 Br 0639

2G11 2 x 18w (excl.)\*



PC 7100

● LED 14.3w (incl.) 3000K CRI 80 1050 lm (Driver incl.)



CLASSIC 300

## CLASSIC 300

PC 0681

E27 2 x 60w max (excl.)



## 400

PC 0891 PB 0969

E27 4 x 40w max (excl.)




MASHIKO 400

Can also be fitted with/vous pouvez également utiliser/kann auch verwendet werden mit/compatibile anche con:  
 ▼ ● E27 LED - ref: 1970 (P. 618)

\* see page 617







# TAKETA

IP44 ZONES ②③

PC 0821 MN 0820

E14 2 x 60w max (excl.)<sup>▼</sup>  

**NEW** LED

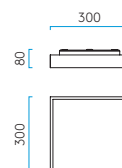
PC 7159 MN 7610

● LED 17.7w (incl.) 3000K CRI 80 820 lm (Driver incl.) 

PLUS

MN 0934

4pin2D 1 x 28w max (excl.)\*  

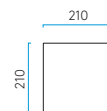


Can also be fitted with/vous pouvez également utiliser/kann auch verwendet werden mit/compatibile anche con:  
 ▼ ● E14 LED - ref: 1873 (P. 618)

\* see page 617



VOLOS 210



# VOLOS 210

 IP54
  ZONES 2 3
 

Wh 7350

● LED 17w (Incl.) 3000K CRI 80 1238 lm 500mA (Driver excl.)\*

THE VOLOS MUST BE INSTALLED BEFORE PLASTERING.

La Volos doit être impérativement installée avant plafonnage./Die Volos muss vor dem Verputzen eingebaut werden./La Volos deve essere installata prima della posa del controsoffitto.





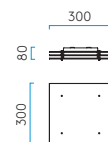
STRATA

# STRATA


 IP44 ZONES ②③  


Fr 0291

G9 2 x 40w max (excl.)▼



Can also be fitted with/vous pouvez également utiliser/kann auch verwendet werden mit/compatibile anche con:  
 ▼ ● G9 LED - ref: 1877 (P. 618)

\*see page 617



THE TRIMLESS RANGE  
MUST BE INSTALLED  
BEFORE PLASTERING

La gamme Trimless doit être  
imperativement installée  
avant plafonnage. / Die  
Trimless Produktreihe muss  
vor dem Verputzen eingebaut  
werden. / La linea Trimless deve  
essere installata prima della  
posa del controsoffitto.



DOWNLIGHT

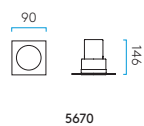
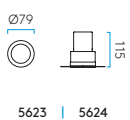
# TRIMLESS

## ROUND FIXED

	LAMP	W. MAX	K	CRI	Lm	DRIVER/TRANSF.	IP	ZONES	CLASS					
5623	GU5.3	50w excl.▼				Transf. excl.▼	IP65	1, 2, 3		Ø86	●	●	●	●
5624	GU10	50w excl.▼					IP65	1, 2, 3		Ø86	●		●	●

## SQUARE FIXED

	LAMP	W. MAX	K	CRI	Lm	DRIVER/TRANSF.	IP	ZONES	CLASS					
5670	GU10	50w excl.▼					IP65	1, 2, 3		W:95 H:95	●			●



FIRE RATED  
90 MIN BS 476: PART 21

Our fire rated downlights comply with all the latest building regulations: Part B - Fire Safety. The downlights have been tested to provide a minimum of 90 minutes fire protection (BS 476: part 21).

▼ Can also be fitted with/vous pouvez également utiliser / kann auch verwendet werden mit / compatibile anche con: GU10 LED - ref: 1704 (P. 618)

\*see page 617





# VETRO

## ROUND

	LAMP	W. MAX	K	CRI	Lm	DRIVER/TRANSF.	IP	ZONES	CLASS					
<a href="#">Wh</a> 5667	<a href="#">Bk</a> 5704	LED	10w incl.	3000	80	614	350mA excl.▼	IP65	1, 2, 3	◆	Ø70	●	●	●
<a href="#">Wh</a> 5733	<a href="#">Bk</a> 5734	LED	6w incl.	2700	80	614	350mA excl.▼	IP65	1, 2, 3	◆	Ø76	●	●	●
<a href="#">Wh</a> 5746		LED	6w incl.	3000	80	614	350mA excl.▼	IP65	1, 2, 3	◆	Ø70	●	●	●

## SQUARE

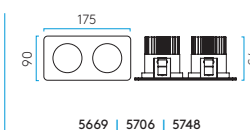
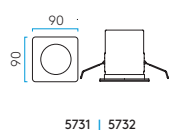
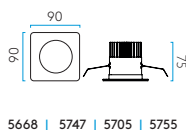
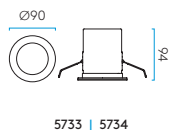
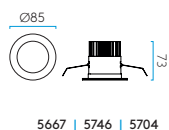
◆ 5755 - Replacing (5705) during 2016 ▼

	LAMP	W. MAX	K	CRI	Lm	DRIVER/TRANSF.	IP	ZONES	CLASS					
<a href="#">Wh</a> 5668	<a href="#">Bk</a> 5705	LED	10w incl.	3000	80	614	350mA excl.▼	IP65	1, 2, 3	◆	Ø80	●	●	●
<a href="#">Wh</a> 5731	<a href="#">Bk</a> 5732	LED	6w incl.	2700	80	614	350mA excl.▼	IP65	1, 2, 3	◆	Ø76	●	●	●
<a href="#">Wh</a> 5747	<a href="#">Bk</a> 5755*	LED	6w incl.	3000	80	614	350mA excl.▼	IP65	1, 2, 3	◆	Ø76	●	●	●

## TWIN

◆ 5748 - Replacing (5669) during 2016

	LAMP	W. MAX	K	CRI	Lm	DRIVER/TRANSF.	IP	ZONES	CLASS					
<a href="#">Wh</a> 5669	<a href="#">Bk</a> 5706	LED	2x10w incl.	3000	80	1191	350mA excl.▼	IP65	1, 2, 3	◆	W:160 H:80	●	●	●
<a href="#">Wh</a> 5748*		LED	2x6w incl.	3000	80	1228	350mA excl.▼	IP65	1, 2, 3	◆	W:160 H:80	●	●	●



Our fire rated downlights comply with all the latest building regulations: Part B - Fire Safety. The downlights have been tested to provide a minimum of 90 minutes fire protection (BS 476: part 21).

\*see page 617



# KOS

IP65 
 ZONES ①②③

## ROUND

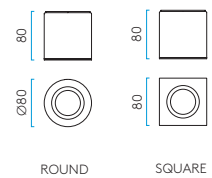
PC 7175
Wh 7176
Bk 7495

● GU10 LED 1 x 6w max (excl.)▼

## SQUARE

PC 7508
Wh 7511
Bk 7510

● GU10 LED 1 x 6w max (excl.)▼



▼ Can also be fitted with/vous pouvez également utiliser/kann auch verwendet werden mit/compatibile anche con: ● GU10 LED - ref: 1704 (P. 616)



BREMBO ROUND



BREMBO SQUARE

DOWNLIGHT

# BREMBO

IP65 ZONES ①②③

## ROUND

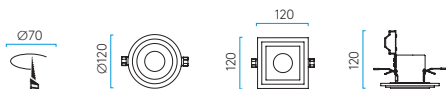
**P** 5583

GU5.3 1 x 50w max (excl.)\* (Transf excl.)\*

## SQUARE

**P** 5584

GU5.3 1 x 50w max (excl.)\* (Transf excl.)\*



▼ Can also be fitted with/vous pouvez également utiliser/kann auch verwendet werden mit/compatibile anche con: ● GU5.3 LED - ref: 1714 (P. 618)

\* see page 617







DOWNLIGHT

NEW

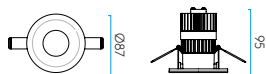
# MAYFAIR

## FIXED

	LAMP	W . MAX	K	CRI	Lm	DRIVER/TRANSF.	IP	ZONES	CLASS				12v	
<b>Wh</b> 5743	LED	7.4w incl.	2700	80	357	700mA excl.*	IP65	1, 2, 3		ø70				

## ADJUSTABLE

	LAMP	W . MAX	K	CRI	Lm	DRIVER/TRANSF.	IP	ZONES	CLASS				12v	
<b>Wh</b> 5744	LED	7.4w incl.	2700	80	305	700mA excl.*	IP65	1, 2, 3		ø73				



5743



5744

\* see page 617





VANCOUVER SQUARE (5519)

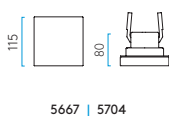
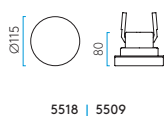
# VANCOUVER

## ROUND

	LAMP	W. MAX	K	CRI	Lm	DRIVER/TRANSF.	IP	ZONES	CLASS					
<b>PC</b> 5518	GU10	50w excl. ▼					IP65	1, 2, 3		●	●	●	●	●
<b>PC</b> 5509	GU5.3	50w excl.*				Transf excl.*	IP65	1, 2, 3		●	●	●	●	●

## SQUARE

	LAMP	W. MAX	K	CRI	Lm	DRIVER/TRANSF.	IP	ZONES	CLASS					
<b>PC</b> 5519	GU10	50w excl. ▼					IP65	1, 2, 3		●	●	●	●	●
<b>PC</b> 5510	GU5.3	50w excl.*				Transf excl.*	IP65	1, 2, 3		●	●	●	●	●



▼ Can also be fitted with/vous pouvez également utiliser /kann auch verwendet werden mit /compatibile anche con: ● GU10 LED - ref: 1704 (P. 618)

\* see page 617





DOWNLIGHT

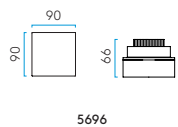
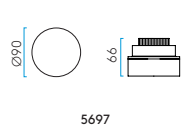
# VANCOUVER LED

## ROUND

90	LAMP	W . MAX	K	CRI	Lm	DRIVER/TRANSF.	IP	ZONES	CLASS					
<b>PC</b> 5697	LED	9.8w incl.	3000	80	502	350mA excl.▼	IP44	2, 3		076				
45														
<b>PC</b> 5696	LED	2.3w incl.	3000	80	95	700mA excl.▼	IP44	2, 3		035				

## SQUARE

90	LAMP	W . MAX	K	CRI	Lm	DRIVER/TRANSF.	IP	ZONES	CLASS					
<b>PC</b> 5698	LED	9.8w incl.	3000	80	502	350mA excl.▼	IP44	2, 3		076				







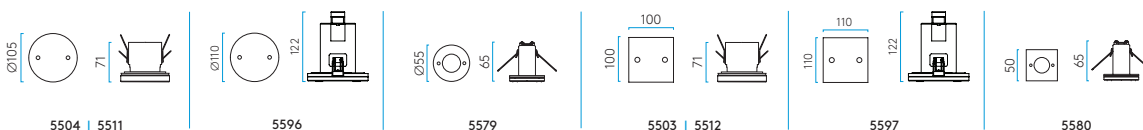
# ICE

## ROUND

	LAMP	W . MAX	K	CRI	Lm	DRIVER/TRANSF.	IP	ZONES	CLASS						
<b>PC</b> 5504	GU10	50w excl.▼					IP65	1, 2, 3							
<b>PC</b> 5511	GU5.3	50w excl.▼				Transf excl.*	IP65	1, 2, 3							
<b>PC</b> 5596	GU5.3	50w excl.▼				Transf excl.*	IP65	1, 2, 3							
<b>PC</b> 5579	LED	3w incl.	3000	80	94	700mA excl.*	IP65	1, 2, 3							

## SQUARE

	LAMP	W . MAX	K	CRI	Lm	DRIVER/TRANSF.	IP	ZONES	CLASS						
<b>PC</b> 5503	GU10	50w excl.▼					IP65	1, 2, 3							
<b>PC</b> 5512	GU5.3	50w excl.▼				Transf excl.*	IP65	1, 2, 3							
<b>PC</b> 5597	GU5.3	50w excl.▼				Transf excl.*	IP65	1, 2, 3							
<b>PC</b> 5580	LED	3w incl.	3000	80	94	700mA excl.*	IP65	1, 2, 3							



**FIRE RATED** | Our fire rated downlights comply with all the latest building regulations: Part B - Fire Safety. The downlights have been tested to provide a minimum of 90 minutes fire protection (BS 476: part 21).

▼ Can also be fitted with /vous pouvez également utiliser /kann auch verwendet werden mit /compatibile anche con: GU10 LED - ref: 1704 (P. 618) GU5.3 LED - ref: 1714 (P. 618)

\*see page 617



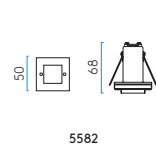
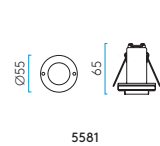
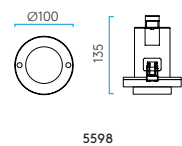
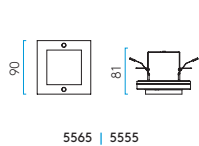
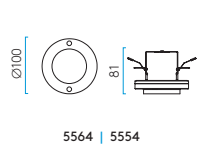
# MINT

## ROUND

	LAMP	W . MAX	K	CRI	Lm	DRIVER/TRANSF.	IP	ZONES	CLASS						
<b>PC</b> 5564	GU10	50w excl.▼					IP65	1, 2, 3		∅70	●	●			●
<b>PC</b> 5554	GU5.3	50w excl.▼				Transf excl.*	IP65	1, 2, 3		∅70	●	●	●		●
<b>PC</b> 5598	GU5.3	50w excl.▼				Transf excl.*	IP65	1, 2, 3		∅70	●	●	●		●
<b>PC</b> 5581	LED	3w incl.	3000	80	94	700mA excl.*	IP65	1, 2, 3		∅40	●	●			●

## SQUARE

	LAMP	W . MAX	K	CRI	Lm	DRIVER/TRANSF.	IP	ZONES	CLASS						
<b>PC</b> 5565	GU10	50w excl.▼					IP65	1, 2, 3		∅70	●	●			●
<b>PC</b> 5555	GU5.3	50w excl.▼				Transf excl.*	IP65	1, 2, 3		∅70	●	●	●		●



Our fire rated downlights comply with all the latest building regulations: Part B - Fire Safety. The downlights have been tested to provide a minimum of 90 minutes fire protection (BS 476: part 21).





FRASCATI ROUND (5513)



FRASCATI SQUARE (5502)

# FRASCATI

## ROUND

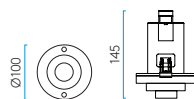
	LAMP	W . MAX	K	CRI	Lm	DRIVER/TRANSF.	IP	ZONES	CLASS						
<b>PC</b> 5501	GU10	50w excl.▼					IP65	1, 2, 3		ø70	●				●
<b>PC</b> 5513	GU5.3	50w excl.▼				Transf excl.*	IP65	1, 2, 3		ø70		●	●		●
<b>PC</b> 5600	GU5.3	50w excl.▼				Transf excl.*	IP65	1, 2, 3		ø70	●	●	●		●

## SQUARE

	LAMP	W . MAX	K	CRI	Lm	DRIVER/TRANSF.	IP	ZONES	CLASS						
<b>PC</b> 5502	GU10	50w excl.▼					IP65	1, 2, 3		ø70		●			●
<b>PC</b> 5514	GU5.3	50w excl.▼				Transf excl.*	IP65	1, 2, 3		ø70		●	●		●



5501 | 5513



5600



5582

▼ Can also be fitted with/vous pouvez également utiliser /kann auch verwendet werden mit /compatibile anche con: ● GU10 LED - ref: 1704 (P. 618) ● GU5.3 LED - ref: 1714 (P. 618)

\*see page 617





DOWNLIGHT

# TERRA

IP65 ZONES ①②③

28

## ROUND

BSS 7199

● LED 1 x 1w (incl.) 3000K CRI 80 401 lm 350mA (Driver excl.)\*

## SQUARE

BSS 7200

● LED 1 x 1w (incl.) 3000K CRI 80 401 lm 350mA (Driver excl.)\*




\*see page 617





SETO

# SETO


 IP65 ZONES ①②③ 
 




Wh 5612

GU5.3 1 x 50w max (excl.) (Transformer excl.)\* ▼



 **FIRE RATED** | Our fire rated downlights comply with all the latest building regulations: Part B - Fire Safety. The downlights have been tested to provide a minimum of 90 minutes fire protection (BS 476: part 21).

▼ Can also be fitted with/vous pouvez également utiliser/kann auch verwendet werden mit/compatibile anche con: ● GU10 LED - ref:1704 (P. 618) ● GU5.3 LED - ref: 1714 (P. 618)

\*see page 617

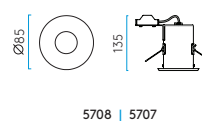
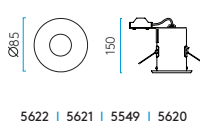
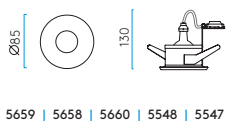




DOWNLIGHT

# KAMO

		LAMP	W . MAX	K	CRI	Lm	DRIVER/TRANSF.	IP	ZONES	CLASS					
<span>PC</span> 5659	<span>Wh</span> 5658	GU10	50w excl.▼					IP65	1, 2, 3		Ø70	●			●
<span>BN</span> 5660		GU10	50w excl.▼					IP65	1, 2, 3		Ø70	●			●
<span>PC</span> 5622	<span>Wh</span> 5621	GU10	50w excl.▼					IP65	1, 2, 3		Ø70	●	●		●
<span>BN</span> 5549		GU5.3	50w excl.▼					IP65	1, 2, 3		Ø70	●	●	●	●
<span>PC</span> 5548	<span>Wh</span> 5547	GU5.3	50w excl.▼				Transf excl.*	IP65	1, 2, 3		Ø70	●	●	●	●
<span>PC</span> 5620		GU5.3	50w excl.▼				Transf excl.*	IP65	1, 2, 3		Ø70	●	●	●	●
<span>PC</span> 5708	<span>Wh</span> 5707	LED	9w incl.	3000	82	470	250mA excl.*	IP65	1, 2, 3		Ø70	●			●



**FIRE RATED** 90 MIN BS 476: PART 21 | Our fire rated downlights comply with all the latest building regulations: Part B - Fire Safety. The downlights have been tested to provide a minimum of 90 minutes fire protection (BS 476: part 21).

▼ Can also be fitted with/vous pouvez également utiliser/kann auch verwendet werden mit/compatibile anche con: ● GU10 LED - ref:1704 (P. 618) ● GU5.3 LED - ref: 1714 (P. 618)

\*see page 617



COMO TRIPLE ROUND



COMO TRIPLE BAR





SPOTLIGHT

# COMO

□ IP44 ZONES ②③ Ⓡ Ⓢ

## SINGLE

PC 6106

GU10 1 x 35w max (excl.) ▼

## TWIN

PC 6121

GU10 2 x 35w max (excl.) ▼

## TRIPLE ROUND

PC 6107

GU10 3 x 35w max (excl.) ▼

## TRIPLE BAR

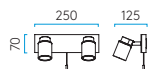
PC 6109

GU10 3 x 35w max (excl.) ▼

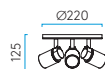
COMO TWIN:  
Removable pull-cord switch  
/Tirette amovible/ Zugschalter  
entfernbar / Interruttore con filo  
a tirante rimovibile



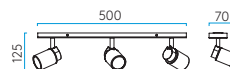
COMO SINGLE



COMO TWIN



COMO TRIPLE ROUND



COMO TRIPLE BAR

▼ Can also be fitted with/vous pouvez également utiliser/kann auch verwendet werden mit/compatibile anche con: ● GU10 LED - ref: 1704 (P. 618)



TOKAI TRIPLE ROUND



TOKAI TRIPLE BAR



# TOKAI

□ IP44 ZONES ②③ ⦿ ⌚

## SINGLE

PC 6135 GU10 1 x 35w max (excl.) ▼

## TWIN

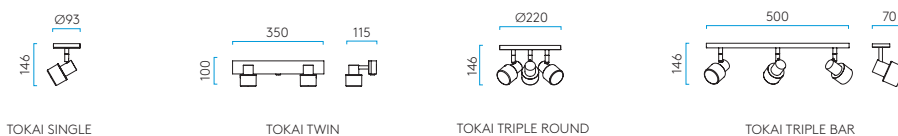
PC 6138 GU10 2 x 35w max (excl.) ▼ ▮

## TRIPLE ROUND

PC 6136 GU10 3 x 35w max (excl.) ▼

## TRIPLE BAR

PC 6137 GU10 3 x 35w max (excl.) ▼



▼ Can also be fitted with/vous pouvez également utiliser/kann auch verwendet werden mit/compatibile anche con: ● GU10 LED - ref:1704 (P. 618)

# SPA

**GB** The products on these pages have passed a 500 hour salt-spray test and are therefore suitable for use in spa/swimming pool environments.

**DE** Die Produkte auf diesen Seiten haben einen 500-stündigen Salzwasser Spraytest durchlaufen und sind daher für Wellness- und Poolbereiche geeignet.

**FR** Les produits décrits sur ces pages ont été soumis avec succès à un test au brouillard salin de 500 heures et conviennent par conséquent aux environnements de type spa/piscines.

**IT** I prodotti illustrati in queste pagine hanno superato un test in nebbia salina della durata di 500 ore, pertanto sono adatti all'utilizzo all'interno di sale termali/piscine.

1000 HOURS SALT-SPRAY TESTED  
1000 heures au brouillard salin testé | 1000 Stunden Salzsprühnebel getestet | 1000 ore nebbia salina testato





ARTA 150 ROUND




PORTO PLUS



MAST LIGHT



NAPIER



TIVOLI



OSLO SINGLE



CHIOS 150




ARTA OVAL



ARTA 275 ROUND




CHIOS 80



OSLO TWIN




PORTO PLUS



ARTA 210 SQUARE

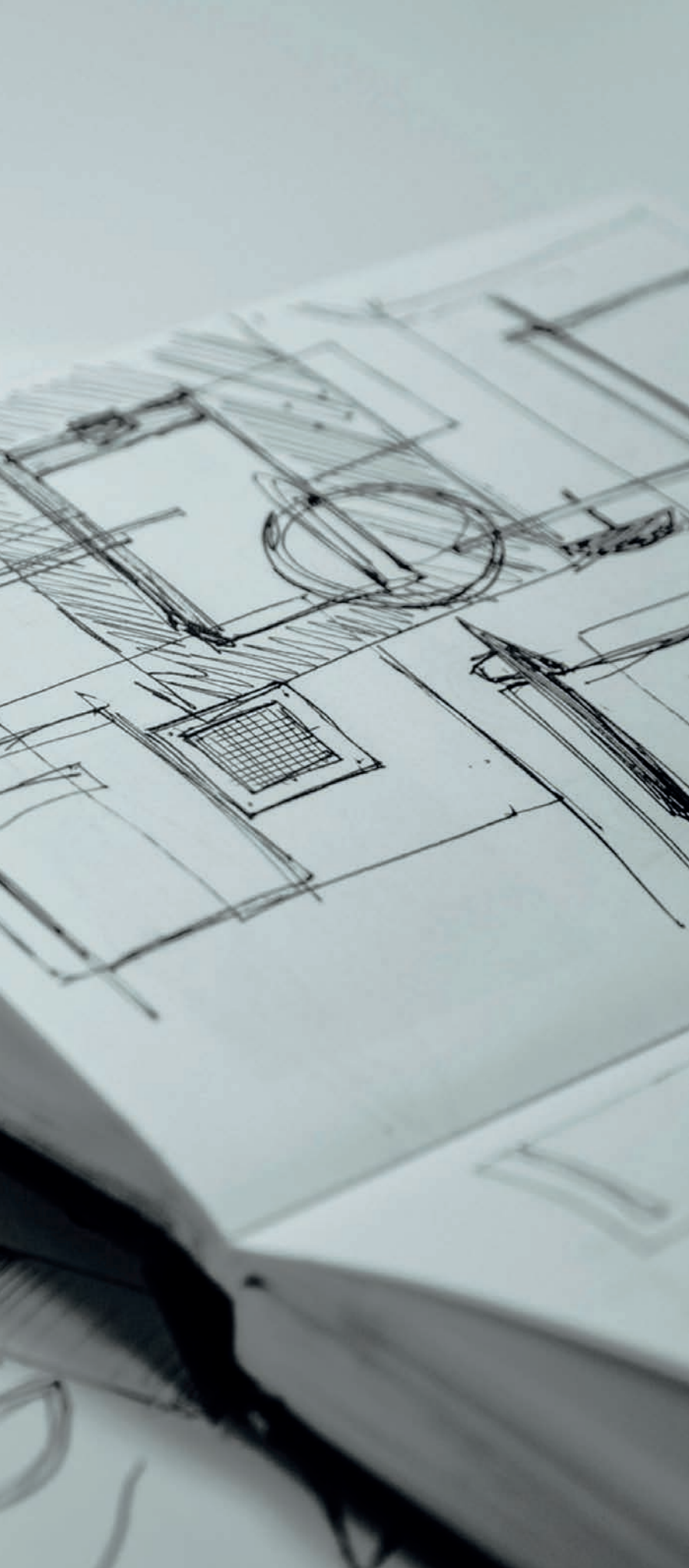


MAST LIGHT



ELIS





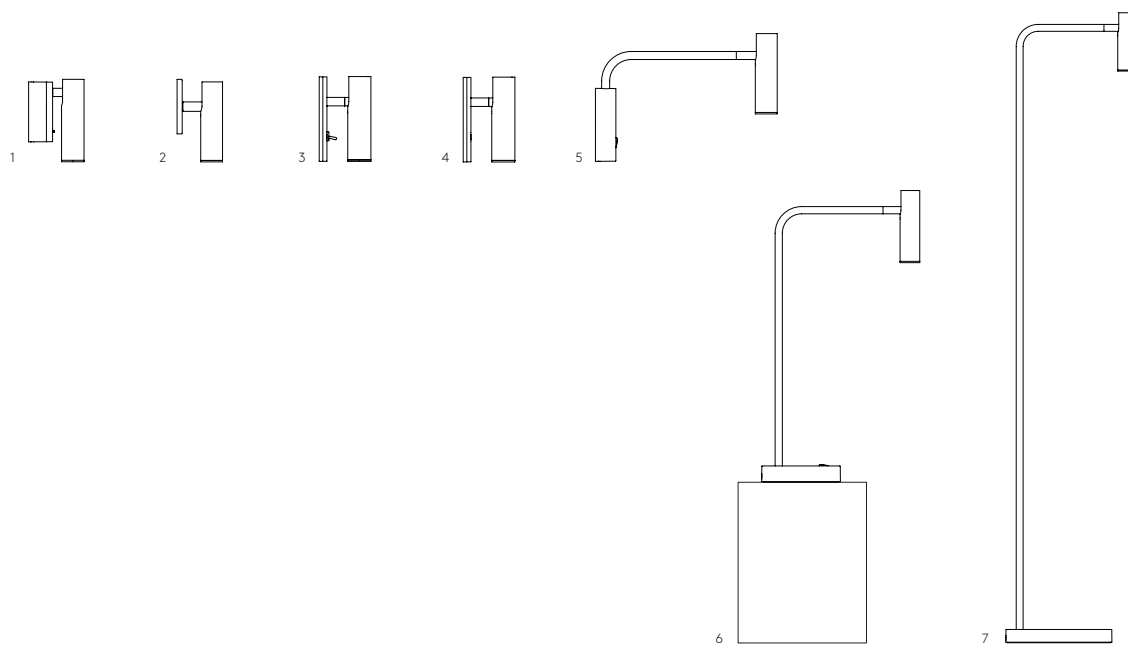
# INTERIOR LIGHTING

ÉCLAIRAGE INTÉRIEUR

INNENBELEUCHTUNG

ILLUMINAZIONE PER INTERNI

# ENNA



1: SURFACE [P. 289](#)  
2: RECESS [P. 289](#)  
3: SQUARE SWITCHED [P. 291](#)

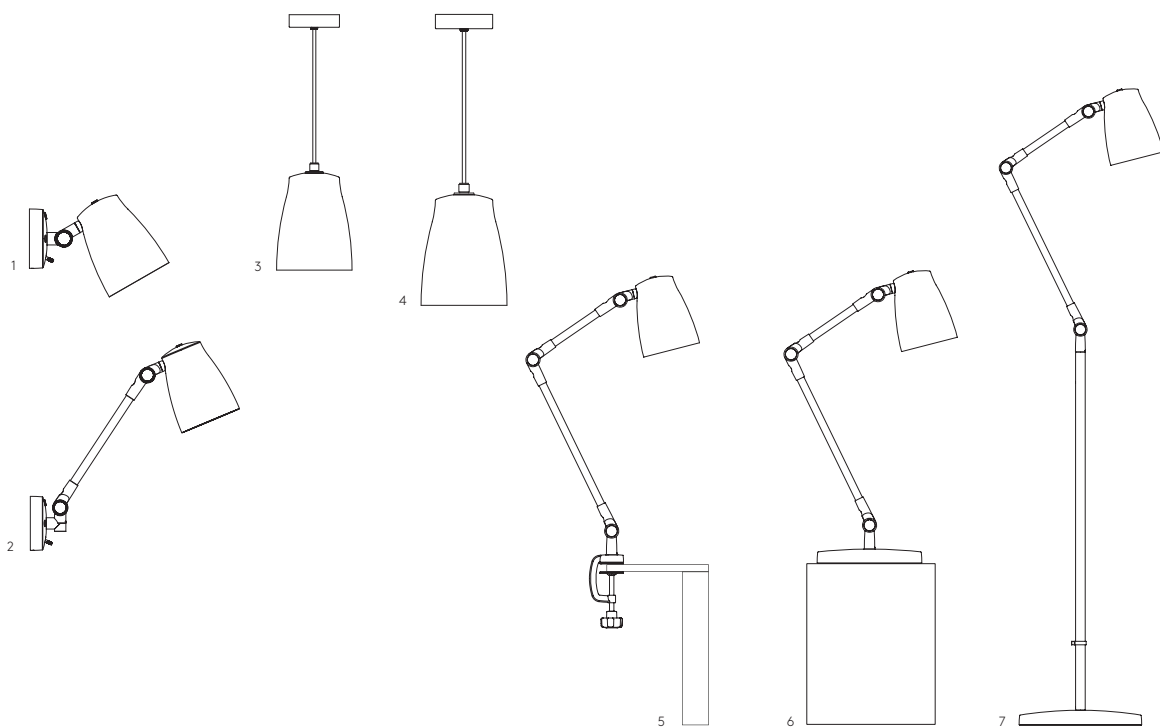
4: SQUARE [P. 291](#)  
5: WALL [P. 287](#)  
6: DESK [P. 389](#)

7: FLOOR [P. 391](#)





# ATELIER



1: WALL P. 264

2: GRANDE WALL P. 265

3: PENDANT 150 P. 471

4: PENDANT 200 P. 471

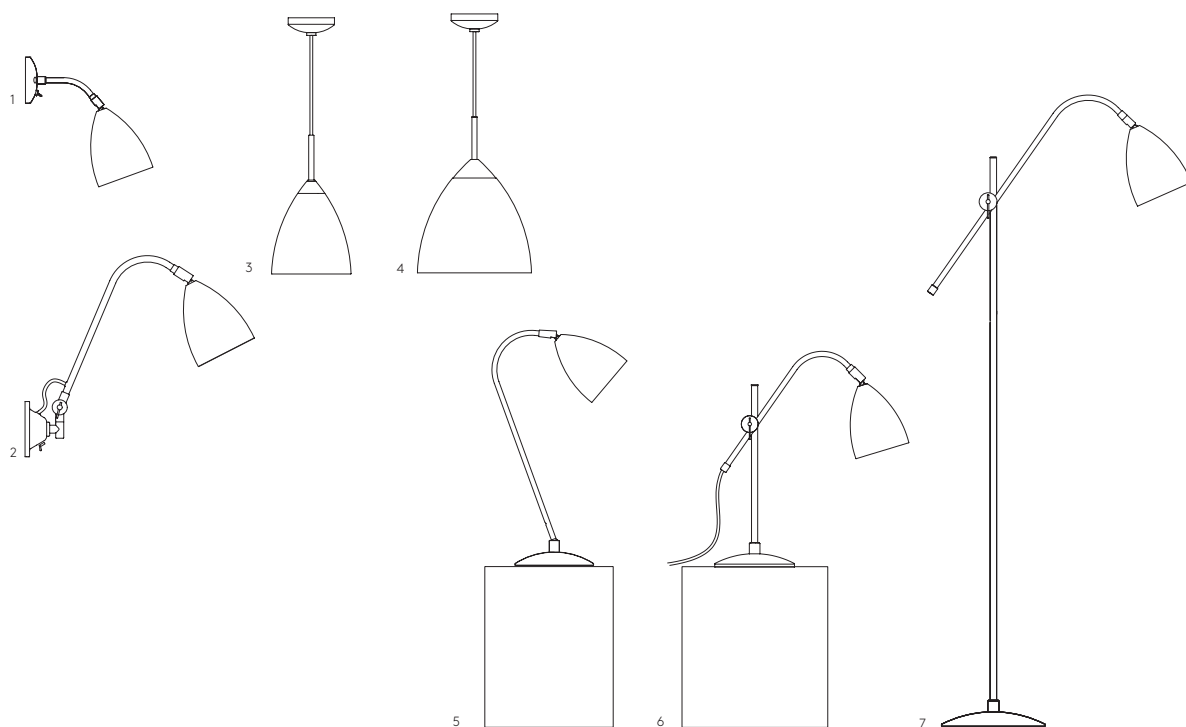
5: CLAMP P. 393

6: DESK P. 393

7: FLOOR P. 395



# JOEL



1: WALL P. 267  
2: GRANDE WALL P. 269  
3: PENDANT 170 P. 473

4: PENDANT 270 P. 473  
5: TABLE P. 396  
6: GRANDE TABLE P. 397

7: FLOOR P. 399




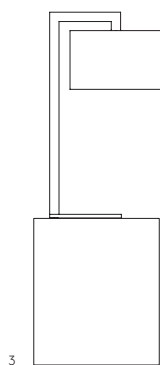
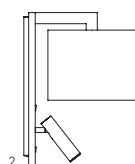
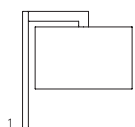
# RAVELLO

**GB** The products on these pages are sold without shade to enable the user to mix and match the shades and bases.

**FR** Les luminaires décrits dans ces pages sont vendus sans abat-jour. Ceci permet d'assortir et de combiner luminaire et abat-jour.

**DE** Die Produkte auf diesen Seiten werden ohne Schirme geliefert, so dass Schirme und Leuchten nach Belieben kombiniert werden können.

**IT** I prodotti illustrati nelle presenti pagine sono venduti privi di paralume, per consentire al cliente di abbinare il corpo con il paralume della tonalità preferita.




1: WALL [P. 235](#)

2: WALL LED [P. 275](#)

3: TABLE [P. 401](#)

4: FLOOR [P. 403](#)



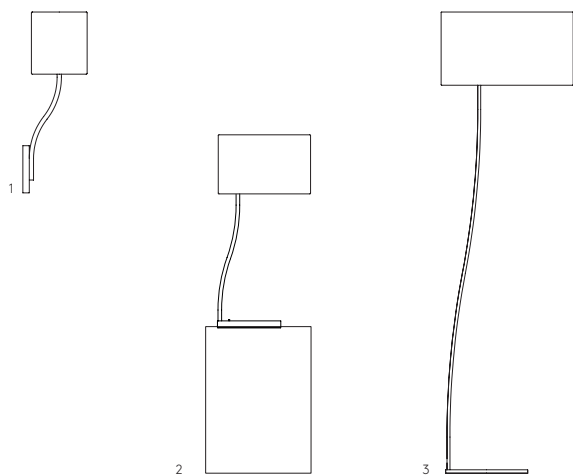
# SOFIA

**GB** The products on these pages are sold without shade to enable the user to mix and match the shades and bases.

**FR** Les luminaires décrits dans ces pages sont vendus sans abat-jour. Ceci permet d'assortir et de combiner luminaire et abat-jour.

**DE** Die Produkte auf diesen Seiten werden ohne Schirme geliefert, so dass Schirme und Leuchten nach Belieben kombiniert werden können.

**IT** I prodotti illustrati nelle presenti pagine sono venduti privi di paralume, per consentire al cliente di abbinare il corpo con il paralume della tonalità preferita.



1: WALL P. 225

2: TABLE P. 405

3: FLOOR P. 407





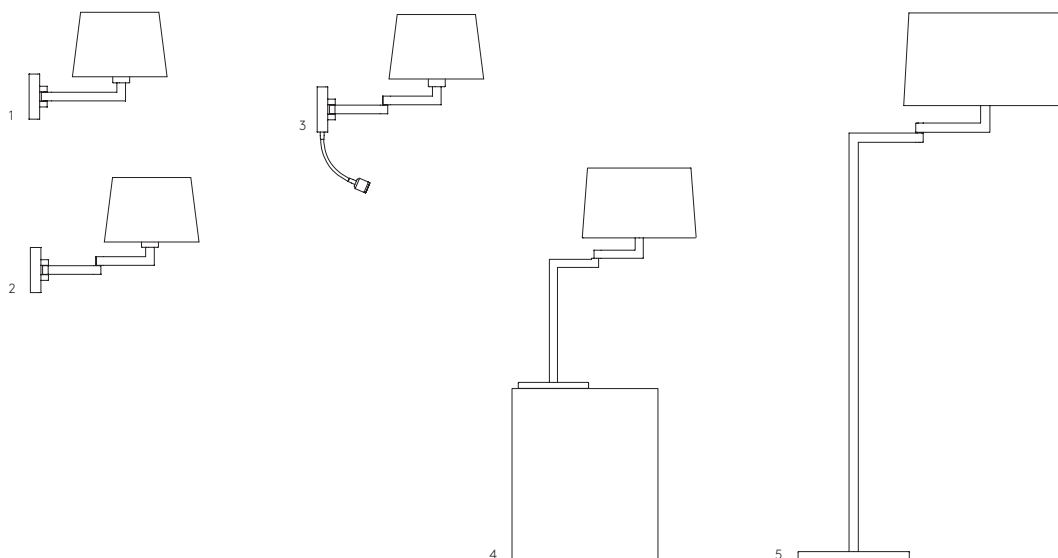
# MOMO

**GB** The products on these pages are sold without shade to enable the user to mix and match the shades and bases.

**FR** Les luminaires décrits dans ces pages sont vendus sans abat-jour. Ceci permet d'assortir et de combiner luminaire et abat-jour.

**DE** Die Produkte auf diesen Seiten werden ohne Schirme geliefert, so dass Schirme und Leuchten nach Belieben kombiniert werden können.

**IT** I prodotti illustrati nelle presenti pagine sono venduti privi di paralume, per consentire al cliente di abbinare il corpo con il paralume della tonalità preferita.




1: SINGLE P. 239

2: MOMO P. 237

3: LED P. 282

4: TABLE P. 409

5: FLOOR P. 409



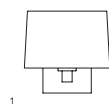
# AZUMI

**GB** The products on these pages are sold without shade to enable the user to mix and match the shades and bases.

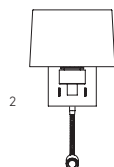
**FR** Les luminaires décrits dans ces pages sont vendus sans abat-jour. Ceci permet d'assortir et de combiner luminaire et abat-jour.

**DE** Die Produkte auf diesen Seiten werden ohne Schirme geliefert, so dass Schirme und Leuchten nach Belieben kombiniert werden können.

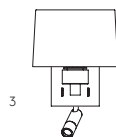
**IT** I prodotti illustrati nelle presenti pagine sono venduti privi di paralume, per consentire al cliente di abbinare il corpo con il paralume della tonalità preferita.



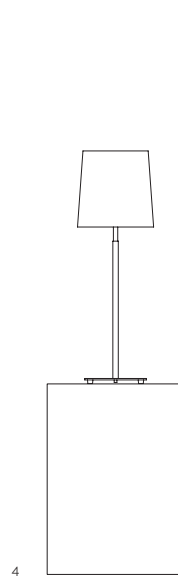
1



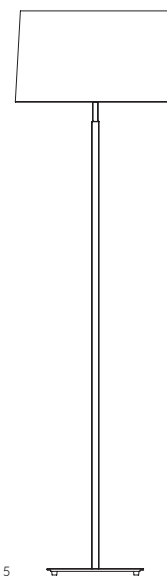
2



3



4



5

1: CLASSIC P. 241

2: CLASSIC LED P. 278

3: READER P. 277

4: TABLE P. 410

5: FLOOR P. 411



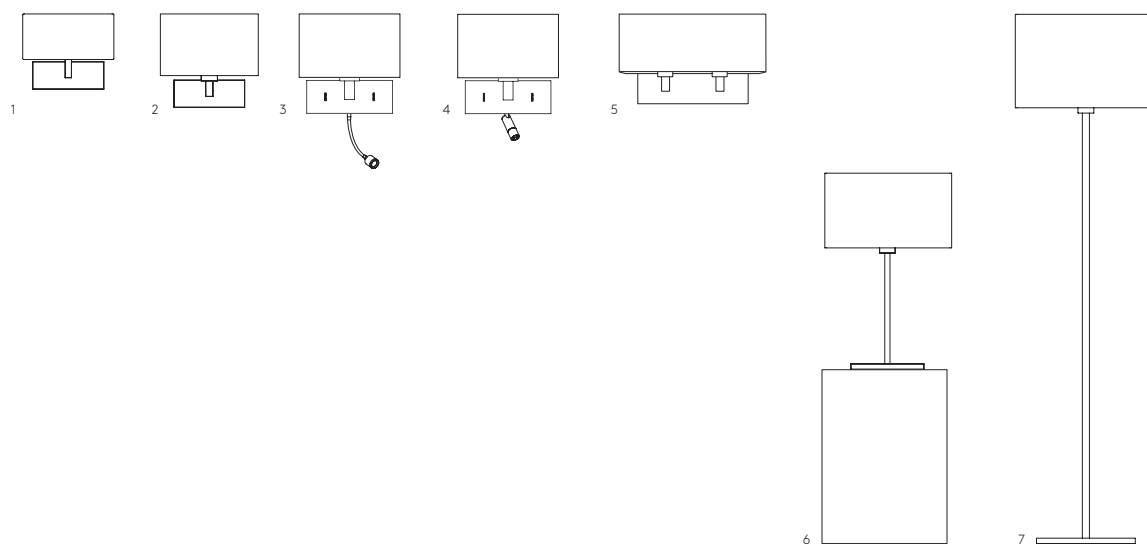
# PARK LANE

**GB** The products on these pages are sold without shade to enable the user to mix and match the shades and bases.

**FR** Les luminaires décrits dans ces pages sont vendus sans abat-jour. Ceci permet d'assortir et de combiner luminaire et abat-jour.

**DE** Die Produkte auf diesen Seiten werden ohne Schirme geliefert, so dass Schirme und Leuchten nach Belieben kombiniert werden können.

**IT** I prodotti illustrati nelle presenti pagine sono venduti privi di paralume, per consentire al cliente di abbinare il corpo con il paralume della tonalità preferita.



1: PARK LANE P. 229

2: GRANDE P. 231

3: GRANDE LED P. 279

4: READER P. 281

5: GRANDE TWIN P. 233

6: TABLE P. 412

7: FLOOR P. 413



# WALL LIGHTS

Appliques murales / Wandleuchten / Lampade da parete



MONTCLAIR  
P. 205



MONTCLAIR TWIN  
P. 205



LIMA  
P. 207



CASERTA  
P. 209



VALBONNE  
P. 211



TATE  
P. 213



LIMOGES SINGLE  
P. 215



LIMOGES TWIN  
P. 215



LIMOGES TRIPLE  
P. 215



DELPHI SINGLE  
P. 217



DELPHI TWIN  
P. 217



RIVA 350  
P. 219



LAGO 280  
P. 221



NAPOLI  
P. 223



SOFIA WALL  
P. 225



CONNAUGHT  
P. 227



PARK LANE  
P. 229



PARK LANE GRANDE  
P. 231





PARK LANE GRANDE TWIN  
P. 233



RAVELLO WALL  
P. 235



MOMO  
P. 237



MOMO SINGLE  
P. 239



AZUMI CLASSIC  
P. 241



LAMBRO 220  
P. 242



SAN MARINO  
P. 243



SAN MARINO SOLO  
P. 245




LLOYD  
P. 247



OLAN  
P. 249



APPA SOLO  
P. 251



CHUO 380  
P. 253



CHUO 260  
P. 253



CHUO 250  
P. 253



CHUO 190  
P. 253



PETRA  
P. 254



IOS  
P. 255



ASHINO  
P. 256



SALA  
P. 257



NOLA  
P. 260



CAROLINA  
P. 261



IMAGE  
P. 262



MANERBIO  
P. 263



CREMONA  
P. 263



ATELIER  
P. 264



ATELIER GRANDE  
P. 265



JOEL  
P. 267



JOEL GRANDE  
P. 269



LED

EDGE  
P. 353



LED

D-LIGHT  
P. 373

WALL - GLASS LIGHTS



CYL 200/260  
P. 354



OBROUND  
P. 355



TOKYO  
P. 357



LUGA  
P. 359



LUGA SQUARE  
P. 359

WALL - PICTURE LIGHTS



NEW LED  
MONDRIAN  
FRAME/WALL  
300/400/600  
P. 361



NEW LED  
MONDRIAN WALL  
300/400  
P. 363



NEW LED  
MONDRIAN  
WALL 600  
P. 363



LED  
VERMEER 40  
P. 365



LED  
VERMEER 300  
P. 365



TEETOO 350  
P. 367



TEETOO 550  
P. 367



GOYA 365  
P. 369



LED

GOYA 590  
P. 369



LED

GOYA LED  
460/760  
P. 371

FOR MORE WALL LIGHTS SEE PAGES LISTED BELOW:

Pour plus d'appliques murales voir les pages listées ci-dessous  
für mehr Wandleuchten siehe Seite unten aufgeführt  
per maggiori applique vedere pagine elencate di seguito

READING LIGHTS **P.271**

PLASTER & CERAMIC LIGHTS **P.308**

MARKER LIGHTS **P.374**





7474 + 4064



7476 + 4049



7478 + 4050

# MONTCLAIR



## SINGLE

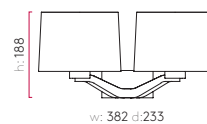
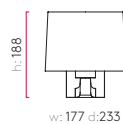
**PC** 7474   **MN** 7475   **Br** 7476

E27 1 x 60w max (excl.)▼

## TWIN

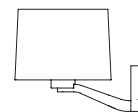
**PC** 7477   **MN** 7478   **Br** 7479

E27 2 x 60w max (excl.)▼



### TAPERED DRUM 135

**Wh** 4049  
**Bk** 4050   **Oy** 4064



▼ Can also be fitted with / vous pouvez également utiliser / kann auch verwendet werden mit / compatibile anche con: ● E27 LED - ref: 1970 (P. 618)

● P 259: SPECIAL COLOURS  
Couleurs spéciales / Sonderfarben / Colori speciali





# LIMA

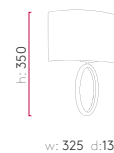


**PC** 7146   **MN** 7150   **Br** 7151   **MG** 7171

E27 1 x 60w max (excl.) ▼

## LIMA SHADE

- Wh** 4135
- Bk** 4136
- Oy** 4137



**P 259: SPECIAL COLOURS**  
Couleurs spéciales / Sonderfarben / Colori speciali

▼ Can also be fitted with/vous pouvez également utiliser/kann auch verwendet werden mit /compatibile anche con: ● E27 LED - ref: 1970 (P. 618)







# CASERTA

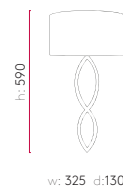


**PC** 7371   **MN** 7372   **Br** 7373   **MG** 7556

E27 1 x 60w max (excl.) ▼

## LIMA SHADE

- Wh** 4135
- Bk** 4136
- Oy** 4137



**P 259: SPECIAL COLOURS**  
Couleurs spéciales / Sonderfarben / Colori speciali

▼ Can also be fitted with/vous pouvez également utiliser/kann auch verwendet werden mit /compatibile anche con: ● E27 LED - ref: 1907 (P.618)





7396 + 4161



7398 + 4159



7397 + 4160

# VALBONNE

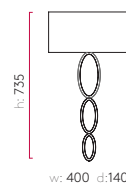


**PC** 7396   **MN** 7398   **Br** 7397

E27 1 x 60w max (excl.) ▼

## SEMI DRUM 400

- Wh** 4160
- Bk** 4159
- Oy** 4161



**P 259: SPECIAL COLOURS**  
Couleurs spéciales / Sonderfarben / Colori speciali

▼ Can also be fitted with/vous pouvez également utiliser/kann auch verwendet werden mit /compatibile anche con: ● E27 LED - ref:1907 (P.618)





7254 + 4135



7253 + 4137

# TATE

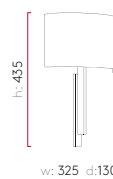


**PC** 7254   **Br** 7253   **MG** 7255

E27 1 x 60w max (excl.) ▼

## LIMA SHADE

- Wh** 4135
- Bk** 4136
- Oy** 4137



**P 259: SPECIAL COLOURS**  
Couleurs spéciales / Sonderfarben / Colori speciali

▼ Can also be fitted with/vous pouvez également utiliser/kann auch verwendet werden mit /compatibile anche con: ● E27 LED - ref:1907 (P.618)





7149 + 4129



7148 + 4131

# LIMOGES



## SINGLE

**PC** 7149

E14 1 x 60w max (excl.)▼

## TWIN

**PC** 7148

E14 2 x 60w max (excl.)▼

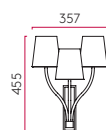
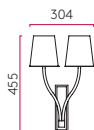
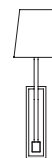
## TRIPLE

**PC** 7147

E14 3 x 60w max (excl.)▼

### CONE 145

- Wh** 4129
- Bk** 4130
- Oy** 4131



**P 259: SPECIAL COLOURS**  
Couleurs spéciales /  
Sonderfarben / Colori speciali

▼ Can also be fitted with / vous pouvez également utiliser / kann auch verwendet werden mit / compatibile anche con:  
● E14 LED - ref: 1873 (P. 618)







7135 + 4139

# DELPHI



## SINGLE

PC 7136

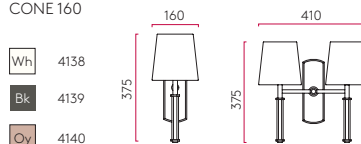
E27 1 x 60w max (excl.)▼

## TWIN

PC 7135

E27 2 x 60w max (excl.)▼

### CONE 160



Wh	4138
Bk	4139
Oy	4140

P 259: SPECIAL COLOURS  
Couleurs spéciales / Sonderfarben / Colori speciali

▼ Can also be fitted with/vous pouvez également utiliser/kann auch verwendet werden mit /compatibile anche con: ● E27 LED - ref:1907 (P.618)





7022 + 4080



7023 + 4080

# RIVA 350

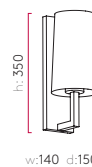
excl. □ IP44 ZONES ② ③ ⚡

**PC** 0988 **MN** 7022 **Br** 7023 **MG** 7570

E27 1 x 60w max (excl.) ▼

## CONE 240

Wh	4080
WG	4083
Pu	4170
Bk	4181



**P 259: SPECIAL COLOURS**  
Couleurs spéciales / Sonderfarben / Colori speciali

▼ Can also be fitted with/vous pouvez également utiliser/kann auch verwendet werden mit /compatibile anche con: ● E27 LED - ref:1907 (P.618)





# LAGO 280



 IP44 ZONES ②③ 

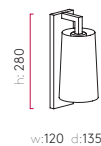
PC 7058  
 MN 7059  
 Br 7086

E27 1 x 60w max (excl.) ▼

CONE 195

Wh 4076

WG 4079




**P 259: SPECIAL COLOURS**  
 Couleurs spéciales / Sonderfarben / Colori speciali

▼ Can also be fitted with/vous pouvez également utiliser/kann auch verwendet werden mit /compatibile anche con: ● E27 LED - ref:1907 (P.618)





0881 + 4054



0881 + 4065

# NAPOLI

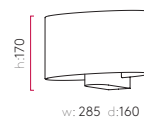


**MN** 0881

E27 1 x 60w max (excl.) ▼

## OVAL

Wh	4054
Bk	4055
Oy	4065
Pu	4169



**P 259: SPECIAL COLOURS**  
Couleurs spéciales / Sonderfarben / Colori speciali

▼ Can also be fitted with/vous pouvez également utiliser/kann auch verwendet werden mit /compatibile anche con: ● E27 LED - ref:1907 (P.618)







0960 + 4065



0959 + 4054

# SOFIA



## WALL

**PC** 0959 **MN** 0960

E27 1 x 60w max (excl.) ▼



P. 225



P. 405



P. 407

▼ Can also be fitted with/vous pouvez également utiliser / kann auch verwendet werden mit/ compatibile anche con:  
 ● E27 LED - ref:1907 (P. 618)

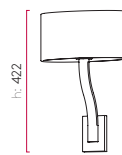
## OVAL

**Wh** 4054

**Bk** 4055

**Oy** 4065

**Pu** 4169



h: 422

w: 285 d:150

**P 259: SPECIAL COLOURS**  
 Couleurs spéciales / Sonderfarben / Colori speciali





0500



0567

# CONNAUGHT



## WHITE SHADE

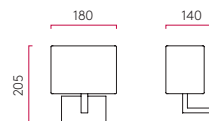
**Br** 0500

E14 1 x 60w max (excl.)▼

## BLACK SHADE


**PC** 0567

E14 1 x 60w max (excl.)▼



▼ Can also be fitted with/vous pouvez également utiliser/kann auch verwendet werden mit/compatibile anche con:  
 ● E14 LED - ref: 1873 (P. 618)





# PARK LANE



## WHITE SHADE

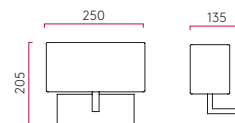
**PC** 0865 **MN** 0763 **Br** 0424

E14 1 x 60w max (excl.) ▼

## BLACK SHADE

**PC** 0516 **MN** 7098

E14 1 x 60w max (excl.) ▼



P. 229



P. 231



P. 279



P. 281



P. 233



P. 412



P. 413

Oyster coloured shades (ref: 4068) available to order separately.  
 / Les abat-jours couleur coquille d'huitre (ref: 4068) peuvent être commandés séparément. / Schirme in der Farbe Oyster (Art. Nr.: 4068) können separat bestellt werden. / Sono disponibili paralumi di colore 'oyster' (ref: 4068), da ordinare separatamente.

▼ Can also be fitted with / vous pouvez également utiliser / kann auch verwendet werden mit / compatibile anche con:  
 ● E14 LED - ref: 1873 (P. 618)





0538 + 4035



0539 + 4111



0678 + 4112

# PARK LANE GRANDE



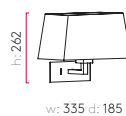
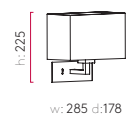
## PARK LANE GRANDE

Wh	4001
Bk	4003
Oy	4035
Pu	4168

## TAPERED RECTANGLE

	4111
	4112
	4113
	----

PC 0539 MN 0678 Br 0538 MG 7555 E27 1 x 60w max (excl.)▼



P. 229



P. 231



P. 279



P. 281



P. 233



P. 412



P. 413

● P 259: SPECIAL COLOURS  
Couleurs spéciales / Sonderfarben / Colori speciali

▼ Can also be fitted with / vous pouvez également utiliser / kann auch verwendet werden mit / compatibile anche con:  
● E27 LED - ref: 1970 (P. 618)







7063 + 4110



7064 + 4109



7062 + 4108

# PARK LANE GRANDE



## TWIN

**PC** 7062 **MN** 7063 **Br** 7064 E27 2 x 60w max (excl.)▼



P. 229



P. 231



P. 279



P. 281



P. 233



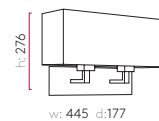
P. 412



P. 413

## PARK LANE GRANDE TWIN

Wh	4108
Bk	4109
Oy	4110



**P 259: SPECIAL COLOURS**  
Couleurs spéciales / Sonderfarben / Colori speciali

▼ Can also be fitted with/vous pouvez également utiliser/kann auch verwendet werden mit /compatibile anche con: ● E27 LED - ref:1907 (P.618)





7078 + 4180



7080 + 4095

# RAVELLO



## WALL

**PC** 7078   **MN** 7079   **Br** 7080

E27 1 x 60w max (excl.)▼



P. 235



P. 275



P. 401



P. 403

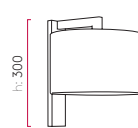
### DRUM 250

Wh
Bk
Oy
Pu

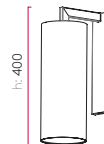
4093  
4094  
4095  
4173

### TUBE 135

4177  
4178  
4179  
4180



w: 250 d: 282



w: 135 d: 225

▼ Can also be fitted with/vous pouvez également utiliser /kann auch verwendet werden mit /compatibile anche con: ● E27 LED - ref:1907 (P.618)

● P 259: SPECIAL COLOURS  
Couleurs spéciales / Sonderfarben / Colori speciali





# MOMO



**PC** 0750   **MN** 0751   **Br** 0749

E27 1 x 60w max (excl.) ▼



P.237



P. 239



P. 282



P. 409



P. 409

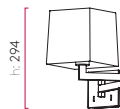
AZUMI/MOMO  
ROUND

AZUMI/LAMBRO  
SQUARE

Wh	4020	4018
Bk	4021	4019
Oy	4038	4037
Pu	4172	4171



w: 215 d: 430max



w: 175 d: 405max

▼ Can also be fitted with/vous pouvez également utiliser/kann auch verwendet werden mit /compatibile anche con: ● E27 LED - ref: 1907 (P.618)

● P 259: SPECIAL COLOURS  
Couleurs spéciales / Sonderfarben / Colori speciali





0995 + 4038



7015 + 4037

# MOMO

excl. IP44 ZONES ②③  

## SINGLE

**PC** 0995 **MN** 7015

E27 1 x 60w max (excl.) ▼



P. 237



P. 239



P. 282



P. 409



P. 409

### AZUMI/MOMO ROUND

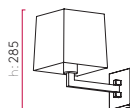
Wh	4020
Bk	4021
Oy	4038
Pu	4172

### AZUMI/LAMBRO SQUARE

	4018
	4019
	4037
	4171



w: 215 d: 345max



w: 175 d: 310max

▼ Can also be fitted with/vous pouvez également utiliser/kann auch verwendet werden mit /compatibile anche con: ● E27 LED - ref:1907 (P.618)

**P 259: SPECIAL COLOURS**  
Couleurs spéciales / Sonderfarben / Colori speciali







AZUMI CLASSIC (0926 + 4020)



AZUMI CLASSIC (0927 + 4019)

# AZUMI



## CLASSIC

Br 0926 PN 0927 MN 0928 E27 1 x 60w max (excl.) ▼



P. 241



P. 277



P. 278



P. 410



P. 411

### AZUMI / MOMO ROUND

Wh
Bk
Oy
Pu

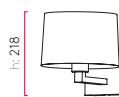
4020
4021
4038
4172

### AZUMI / LAMBRO SQUARE

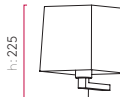
4018
4019
4037
4171

### TAPERED DRUM 135

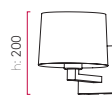
4049
4050
4064
----



w: 215 d: 247



w: 215 d: 224



w: 177 d: 224

▼ Can also be fitted with / vous pouvez également utiliser / kann auch verwendet werden mit / compatibile anche con: ● E27 LED - ref: 1907 (P.618)

● P 259: SPECIAL COLOURS Couleurs spéciales / Sonderfarben / Colori speciali



0644 + 4043



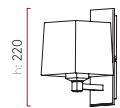
LAMBRO 220 (0664 + 4028)

# LAMBRO 220



## LAMBRO

Wh	4028
Bk	---
Oy	4043



h: 220

w:125 d:150

**PN** 0664

E14 1 x 60w max (excl.) ▼

**P 259: SPECIAL COLOURS**  
Couleurs spéciales / Sonderfarben / Colori speciali



SAN MARINO

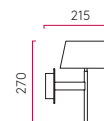
# SAN MARINO



WHITE SHADE

**Br** 0414

G9 1 x 60w max (excl.) ▼▼



Can also be fitted with/vous pouvez également utiliser/kann auch verwendet werden mit / compatibile anche con:  
 ▼● E14 LED - ref:1873 (P.618)    ▼▼● G9 LED - ref:1877 (P. 618)





# SAN MARINO SOLO



**PC** 0941   **MN** 0942   **Br** 0940

G9 1 x 60w max (excl.)▼

	LAMBRO	DRUM 150	TAPERED DRUM 135	TAPERED DRUM 95	TUBE 120
<b>Wh</b>	4028	4061	4049	1165	4058
<b>Bk</b>	----	4062	4050	4150	4059
<b>Oy</b>	4043	4063	4064	4151	4060
<b>h:</b>	317	307	310	270	396
<b>w:</b>	125	150	177	170	120
<b>d:</b>	195	205	220	215	190

P 259: SPECIAL COLOURS Couleurs spéciales / Sonderfarben / Colori speciali

▼ Can also be fitted with/vous pouvez également utiliser / kann auch verwendet werden mit/ compatibile anche con:  
● G9 LED - ref: 1877 (P. 618)





# LLOYD



**PC** 0920   **MN** 0921   **Br** 0922

E27 1 x 60w max (excl.) ▼

	AZUMI / MOMO ROUND	TAPERED DRUM 135	AZUMI LAMBRO SQUARE	OVAL
<b>Wh</b>	4020	4049	4018	4054
<b>Bk</b>	4021	4050	4019	4055
<b>Oy</b>	4038	4064	4037	4065
<b>Pu</b>	4172	----	4171	4169

--	--	--	--

P 259: SPECIAL COLOURS Couleurs spéciales / Sonderfarben / Colori speciali

▼ Can also be fitted with/vous pouvez également utiliser / kann auch verwendet werden mit/ compatibile anche con:  
 ● E27 LED - ref: 1970 (P. 618)







# OLAN



**PC** 0860   **MN** 0861   **Br** 0859   E14 1 x 60w max (excl.) ▼

	LAMBRO	DRUM 150	TAPERED DRUM 135
Wh	4028	4061	4049
Bk	----	4062	4050
Oy	4043	4063	4064

<p>h: 195 w: 125 d: 187</p>	<p>h: 195 w: 150 d: 198</p>	<p>h: 195 w: 177 d: 212</p>
---------------------------------	---------------------------------	---------------------------------

▼ Can also be fitted with / vous pouvez également utiliser / kann auch verwendet werden mit / compatibile anche con: ● E14 LED - ref: 1873 (P. 618)

● P 259: SPECIAL COLOURS  
Couleurs spéciales / Sonderfarben / Colori speciali





0923 + 4063



0919 + 1205



0919 + 4059

# APPA SOLO



**PC** 0918 **MN** 0919 **Br** 0923 E14 1 x 60w max (excl.)▼

	LAMBRO	DRUM 150	TAPERED DRUM 135	APPA PLEATED	TUBE 120
Wh	4028	4061	4049	1205	4058
Bk	---	4062	4050	1206	4059
Oy	4043	4063	4064	---	4060

h: 220		h: 205		h: 215		h: 200		h: 295	
w: 125 d: 175		w: 150 d: 185		w: 177 d: 200		w: 160 d: 190		w: 120 d: 170	

P 259: SPECIAL COLOURS Couleurs spéciales / Sonderfarben / Colori speciali

▼ Can also be fitted with/vous pouvez également utiliser/kann auch verwendet werden mit/ compatibile anche con:  
 ● E14 LED - ref:1873 (P.618)





# CHUO

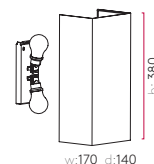


## 380 SHADE

Requires / nécessite / erfordert / necessita: **BACKPLATE 1 (7096)**

Wh 4116 Bk 4117 Oy 4118

E27 2 x 60w max (excl.)▼

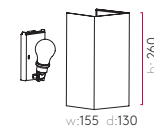


## 260 SHADE

Requires / nécessite / erfordert / necessita: **BACKPLATE 3 (7170)**

Wh 4144 Bk 4145 Oy 4146

E27 1 x 60w max (excl.)▼

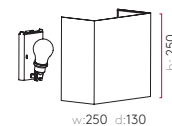


## 250 SHADE

Requires / nécessite / erfordert / necessita: **BACKPLATE 3 (7170)**

Wh 4126 Bk 4127 Oy 4128

E27 1 x 60w max (excl.)▼

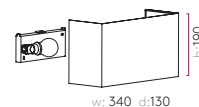


## 190 SHADE

Requires / nécessite / erfordert / necessita: **BACKPLATE 2 (7097)**

Wh 4123 Bk 4124 Oy 4125

E27 1 x 60w max (excl.)▼



 P 259: SPECIAL COLOURS: Couleurs spéciales / Sonderfarben / Colori speciali

▼ Can also be fitted with / vous pouvez également utiliser / kann auch verwendet werden mit / compatibile anche con: ● E27 LED - ref: 1970 (P.618)



PETRA (4142 + 7170)

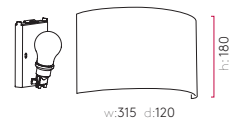


4143 + 7170

# PETRA

180 SHADE

Requires / nécessite / erfordert / necessita: **BACKPLATE 3 (7170)**



Wh 4141   Bk 4142   Oy 4143

E27 1 x 60w max (excl.)▼



4147 + 7170



4149 + 7170

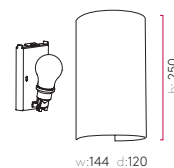
# IOS

## 250 SHADE

Requires / nécessite / erfordert / necessita: **BACKPLATE 3 (7170)**

Wh 4147 Oy 4149

E27 1 x 60w max (excl.)▼



 P 259: SPECIAL COLOURS: Couleurs spéciales / Sonderfarben / Colori speciali

▼ Can also be fitted with/vous pouvez également utiliser/kann auch verwendet werden mit/compatibile anche con:  E27 LED - ref:1970 (P. 618)



# ASHINO



Wh 0766

E14 1 x 60w max (excl.) ▼

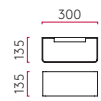
## WIDE

Wh 0767

E27 1 x 60w max (excl.) ▼▼



ASHINO



ASHINO WIDE





SALA

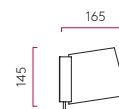
WALL

# SALA



**BN Wh** 0527

E14 1 x 60w max (excl.) ▼



Can also be fitted with/vous pouvez également utiliser/kann auch verwendet werden mit/compatibile anche con:  
 ▼● E14 LED - ref: 1873 (P. 618)    ▼● E27 LED - ref: 1970 (P. 618)

# WALL LIGHT SHADES

FOR COMPLETE SHADE RANGE SEE  
Pour voir l'ombre gamme complète / Für eine  
vollständige Farpalette zu sehen / Per la gamma  
completa di paralumi vedi: P. 642 - 643

NUANCES DE PAROI / WANDTÖNEN / PARALUMI DA PARETE

## COLOUR OPTIONS

Options de couleurs / Farboptionen / Opzioni di colore

Wh

White  
Blanc  
Weiß  
Bianco

Bk


Black  
Noir  
Schwarz  
Nero

Oy \*

Oyster  
Oyster  
Oyster  
Madreperlato

Pu

Putty  
Putty  
Putty  
Putty



## SPECIAL COLOUR OPTIONS

Couleurs spéciales / Sonderfarben / Colori speciali



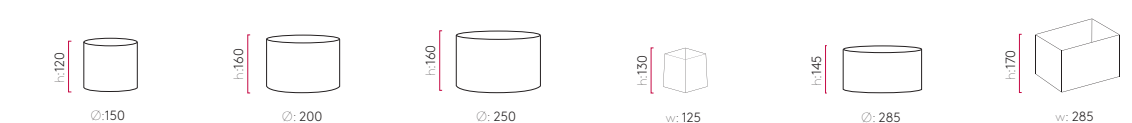
# WALL SHADE OPTIONS

Options abat-jour / Schirmoptionen / Opzioni per paralumi

	AZUMI LAMBRO SQUARE	AZUMI/MOMO ROUND	CONE 145	CONE 160	CONE 195	CONE 240
Wh	4018	4020	4129	4138	4076	4080
Bk	4019	4021	4130	4139	----	4181
Oy*	4037	4038	4131	4140	----	----
Pu	4171	4172	----	----	----	4170
WG			----	----	4079	4083



	DRUM 150	DRUM 200	DRUM 250	LAMBRO	OVAL	PARK LANE GRANDE
Wh	4061	4174	4093	4028	4054	4001
Bk	4062	4175	4094	----	4055	4003
Oy*	4063	4176	4095	4043	4065	4035
Pu	----	----	4173	----	4169	4168



	RECTANGLE 180	TAPERED DRUM 95	TAPERED DRUM 135	TAPERED RECTANGLE	TUBE 120	TUBE 135
Wh	1216	1165	4049	4111	4058	4177
Bk	4030	4150	4050	4112	4059	4178
Oy*	4067	4151	4064	4113	4060	4179
Pu	----	----	----	----	----	4180



SHADES MAY VARY FROM BATCH TO BATCH  
 Les teintes peuvent varier d'un lot à / Schattierungen können von Charge zu Charge variieren / Shades possono variare da lotto a lotto

\* silk / de la soie / Seide / seta



NOLA Image: In House Design



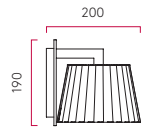
NOLA

# NOLA



PC W Wh 0553

E14 1 x 60w max (excl.) ▼





CAROLINA (Minc Apartments, London)



CAROLINA

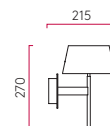
WALL

# CAROLINA



PC WG 0331

G9 1 x 60w max (excl.) ▼▼



Can also be fitted with/vous pouvez également utiliser/kann auch verwendet werden mit/compatibile anche con:  
 ▼● E14 LED - ref: 1873 (P. 618)    ▼▼● G9 LED - ref: 1877 (P. 618)



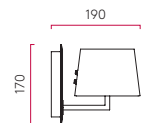
IMAGE

IMAGE



PC Mi WG 0410

G9 1 x 40w max (excl.) ▼▼






MANERBIO



CREMONA



MANERBIO

# MANERBIO



**W** 0400

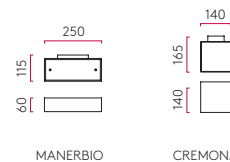
E14 1 x 60w max (excl.)▼

# CREMONA



**W** 0399

E14 1 x 60w max (excl.)▼



MANERBIO

CREMONA

Can also be fitted with/vous pouvez également utiliser/kann auch verwendet werden mit/compatibile anche con:  
 ▼● E14 LED - ref: 1873 (P. 618)    ▼● G9 LED - ref: 1877 (P. 618)



# ATELIER



## WALL

**PA** 7500   **Wh** 7501   **Bk** 7502

E27 1 x 28w max (excl.)▼



P. 264



P. 265



P. 471



P. 471



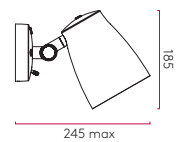
P. 393



P. 393



P. 395







ATELIER GRANDE WALL (7504)



7505



7503

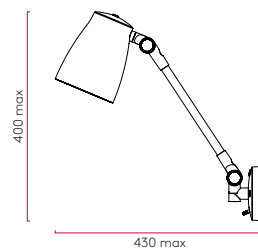
# ATELIER GRANDE



## WALL

**PA** 7503   **Wh** 7504   **Bk** 7505

E27 1 x 28w max (excl.)▼



P. 264



P. 265



P. 471



P. 471



P. 393



P. 393



P. 395

Supplied with removable plug and lead set.  
/ Fourni avec prise et cordon amovibles. /  
Inklusive abnehmbarem Stecker und Kabel.  
/ Fornito con cavo e spina rimovibile.

▼ Can also be fitted with/ vous pouvez également utiliser / kann auch verwendet werden mit / compatibile anche con:  
● E27 LED - ref: 1970 (P. 618)





7156



7158

# JOEL



## WALL

**PC** 7156   **Bk PC** 7157   **Cr** 7158

E27 1 x 42w max (excl.)▼



P. 267



P. 269



P. 475



P. 475



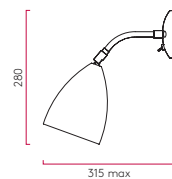
P. 396



P. 397



P. 399



▼ Can also be fitted with/vous pouvez également utiliser / kann auch verwendet werden mit/ compatibile anche con:  
● E27 LED - ref: 1970 (P. 618)



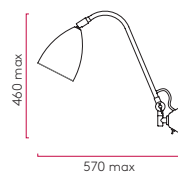


# JOEL GRANDE



WALL

PC 7250  
 Bk PC 7252  
 Cr 7251  
 MG 7615  
 E27 1 x 42w max (excl.) ▼



Product supplied with removable plug and lead set / Produit fourni avec prise amovible et cordon / Produkt wird mit abnehmbarem Kabel und Stecker geliefert / Prodotto fornito con una spina e cavo rimovibile

-   
 P. 267
-   
P. 269
-   
 P. 473
-   
 P. 473
-   
 P. 396
-   
 P. 397
-   
 P. 399

▼ Can also be fitted with /vous pouvez également utiliser / kann auch verwendet werden mit / compatibile anche con:  
● E27 LED - ref:1970 (P. 618)



# READING LIGHTS

liseuses / Leseleuchten / luci di lettura



LED

NAPOLI READER  
P. 273



LED

RAVELLO LED  
P. 275



LED

AZUMI READER  
P. 277



LED

AZUMI CLASSIC LED  
P. 278



LED

PARK LANE GRANDE LED  
P. 279



LED

PARK LANE READER  
P. 281



LED

MOMO LED  
P. 282



LED

NAPOLI LED  
P. 283



LED

SALA LED  
P. 285



LED

ENNA WALL  
P. 287



LED

ENNA SURFACE  
P. 289



LED

ENNA RECESS  
P. 289




LED

ENNA SQUARE  
P. 291



NEW LED

FUSE  
P. 293



LED

DIGIT  
P. 295



LED

TOSCA  
P. 297



LED

CORSA  
P. 299



LED

FOSSO  
P. 301



LED

LINDOS  
P. 303



LED

LEO  
P. 305



NEW LED

EDGE READER  
P. 307







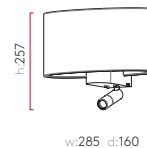
WALL  
READING LIGHTS

# NAPOLI READER



## OVAL

Wh	4054
Bk	4055
Oy	4065
Pu	4169



**MN** 7580

E27 1 x 60w max (excl.) ▼ + ● LED 1 x 3w (Incl.) 2700K CRI 80 (Driver incl.)

● P 259: SPECIAL COLOURS  
Couleurs spéciales / Sonderfarben / Colori speciali

▼ Can also be fitted with / vous pouvez également utiliser / kann auch verwendet werden mit / compatibile anche con: ● E27 LED - ref: 1970 (P. 618)





WALL  
READING LIGHTS

# RAVELLO LED



**PC** 7457   **MN** 7458   **Br** 7459

E27 1 x 40w max (excl.) ▼ + ● LED 1 x 3w (Incl.) 2700K CRI 80 111 lm (Driver incl.)



P. 235



P. 275



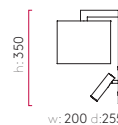
P. 401



P. 403

DRUM 200

**Wh** 4174  
**Bk** 4175  
**Oy** 4176



▼ P. 259: SPECIAL COLOURS  
Couleurs spéciales / Sonderfarben / Colori speciali

▼ Can also be fitted with / vous pouvez également utiliser / kann auch verwendet werden mit / compatibile anche con:  
● E27 LED - ref: 1970 (P. 618)





# AZUMI



## READER

**PC** 7464   **MN** 7465   **Br** 7466

E27 1x 60w max (excl.) ▼ + ● LED 1x 1w (incl.) 2700K CRI 80 58 lm (Driver incl.)



P. 241



P. 277



P. 278

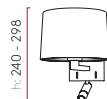


P. 410

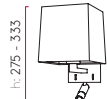


P. 411

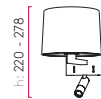
	AZUMI/MOMO ROUND	AZUMI/LAMBRO SQUARE	TAPERED DRUM 135
Wh	4020	4018	4049
Bk	4021	4019	4050
Oy	4038	4037	4064
Pu	4172	4171	---



w: 215 d: 247



w: 215 d: 224



w: 177 d: 224

▼ Can also be fitted with/vous pouvez également utiliser/kann auch verwendet werden mit /compatibile anche con: ● E27 LED - ref: 1907 (P.618)

● P 259: SPECIAL COLOURS  
Couleurs spéciales / Sonderfarben / Colori speciali



LED

0788 + 4018  
Martin's Hotel, Bruges



AZUMI CLASSIC LED (0790 + 4018)

# AZUMI CLASSIC



## LED

PN 0789 MN 0790 Br 0788

E27 1 x 60w max (excl.) ▼ + ● LED 1 x 1w (Incl.) 3000K CRI 80 (Driver incl.)



P. 241



P. 277



P. 278



P. 410



P. 411

AZUMI / MOMO  
ROUND

Wh 4020  
Blk 4021  
Oy 4038  
Pu 4172

AZUMI / LAMBRO  
SQUARE

4018  
4019  
4037  
4171

TAPERED  
DRUM 135

4049  
4050  
4064  
----

h: 228 - 380  
h: 218



w: 215 d: 247

h: 265 - 360  
h: 255



w: 215 d: 224

h: 210 - 360  
h: 200



w: 177 d: 224

● P 259: SPECIAL COLOURS Couleurs spéciales / Sonderfarben / Colori speciali



PARK LANE GRANDE LED (0679 + 4003)  
Hotel Otterbach, Germany



0540 + 4001

WALL  
READING LIGHTS

# PARK LANE GRANDE



## LED

PC 0541 MN 0679 Br 0540

E27 1 x 60w max (excl.) + LED 1 x 1w (Incl.) 3000K CRI 80 (Driver incl.)



P. 229



P. 231



P. 279



P. 281



P. 233



P. 412



P. 413

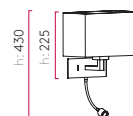
▼ Can also be fitted with/vous pouvez également utiliser/kann auch verwendet werden mit/compatibile anche con:  
● E27 LED - ref: 1970 (P. 618)

## PARK LANE GRANDE

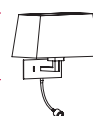
Wh	4001
Bk	4003
Oy	4035
Pu	4168

## TAPERED RECTANGLE

4111
4112
4113
----



w: 285 d:178



w: 335 d:185

● P 259: SPECIAL COLOURS  
Couleurs spéciales / Sonderfarben / Colori speciali





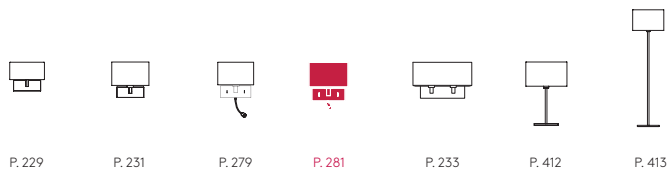


# PARK LANE READER

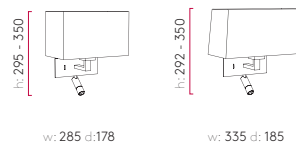


PC 7467 MN 7468 Br 7469

E27 1x 60w max (excl.) + LED 1x 1w (Incl.) 2700K CRI 80 (Driver incl.)▼



PARK LANE GRANDE		TAPERED RECTANGLE	
Wh	4001		4111
Bk	4003		4112
Oy	4035		4113
Pu	4168		----



▼ Can also be fitted with /vous pouvez également utiliser /kann auch verwendet werden mit / compatibile anche con:  
● E27 LED - ref: 1970 (P. 618)

● P. 259: SPECIAL COLOURS  
Couleurs spéciales / Sonderfarben / Colori speciali



# MOMO LED



**MN** 0869

E27 1 x 60w max (excl.)▼ + ● LED 1 x 1w (Incl.) 3000K CRI 80 (Driver incl.)



P. 237



P. 239



P. 282



P. 409



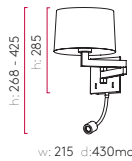
P. 409

AZUMI/MOMO  
ROUND

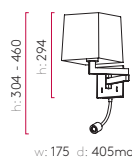
Wh	4020
Bk	4021
Oy	4038
Pu	4172

AZUMI/LAMBRO  
SQUARE

4018
4019
4037
4171



w: 215 d: 430max



w: 175 d: 405max

**P 259: SPECIAL COLOURS**  
Couleurs spéciales / Sonderfarben / Colori speciali



WALL  
READING LIGHTS

# NAPOLI LED

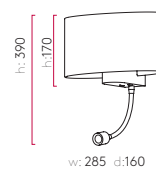


**MN** 0882 E27 1 x 60w max (excl.) ▼ + ● LED 1 x 1w (Incl.) 3000K CRI 80 (Driver incl.)

▼ Can also be fitted with/vous pouvez également utiliser/kann auch verwendet werden mit/compatibile anche con:  
● E27 LED - ref:1970 (P, 618)

OVAL

Wh	4054
Bk	4055
Oy	4065
Pu	4169



● P 259: SPECIAL COLOURS  
Couleurs spéciales / Sonderfarben / Colori speciali





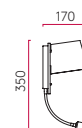
WALL  
READING LIGHTS

# SALA LED



PC Wh 0537

E14 1 x 60w max (excl.)▼ + LED 1 x 1w (Incl.) CRI 80 3000K (Driver incl.)



▼ Can also be fitted with/vous pouvez également utiliser/kann auch verwendet werden mit/compatibile anche con: LED E14 - ref: 1873 (P. 618)





7588



7592



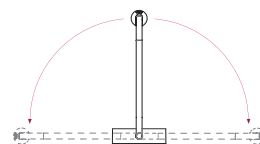
LED

7593

# ENNA WALL



Wh 7588 Bk 7592 MG 7593 ● LED 1 x 3w (Incl.) 2700K CRI 80 116 lm (Driver incl.)



P. 289



P. 289



P. 291



P. 291



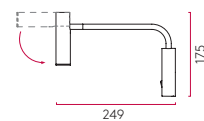
P. 287



P. 389




P. 391









7337



7356



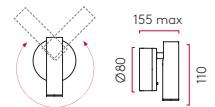
7549

# ENNA

## SURFACE

- PC 7358
- MN 7357
- Br 7356
- Wh 7359
- Bk 7499
- MG 7547
- 
- 

● LED 1 x 3w (Incl.) 2700K CRI 80 95 lm (Driver incl.)

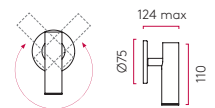


SURFACE

## RECESS

- PC 7337
- MN 7338
- Br 7339
- Wh 7340
- Bk 7498
- MG 7549
- 
- 

● LED 1 x 2w (Incl.) 2700K CRI 80 95 lm 700mA (Driver excl.)\*




RECESS

- P. 289
- P. 289
- P. 291
- P. 291
- P. 287
- P. 389
- P. 391

\*see page 617





# ENNA SQUARE



## SWITCHED

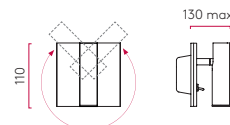
- PC 7363
- MN 7362
- Br 7361
- Wh 7360
- Bk 7496
- MG 7550
- I

● LED 1 x 3w (Incl.) 2700K CRI 80 95 lm (Driver incl.)

## UNSWITCHED

- PC 7403
- MN 7402
- Br 7401
- Wh 7400
- Bk 7497
- MG 7551

● LED 1 x 3w (Incl.) 2700K CRI 80 95 lm (Driver incl.)



-   
P. 289
-   
P. 289
-   
P. 291
-   
P. 291
-   
P. 287
-   
P. 389
-   
P. 391





7048



7858



7553



7046

# FUSE

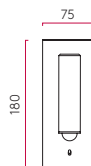
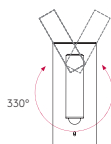
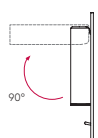


## SWITCHED

PC 0996
AA 0998
Br 0997
Wh 7085
MG 7553
MN 7858
● LED 1 x 3w (Incl.) 3000K CRI 80 80 lm (Driver incl.)
⏏

## UNSWITCHED

PC 7047
AA 7048
Br 7046
MG 7552
MN 7859
● LED 1 x 3w (Incl.) 3000K CRI 80 80 lm (Driver incl.)








7166

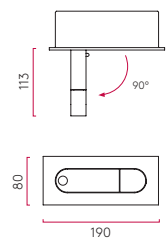


7164



7554

# DIGIT



PC 7164   
 MN 7165   
 Br 7166   
 MG 7554   
 ● LED 1 x 3w (Incl.) 2700K CRI 80 114 lm (Driver incl.)



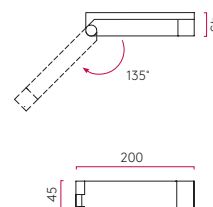




0699



7548



# TOSCA



TOSCA:  
Can be mounted either way round / Montage reversible (gauche/droite) / Kann beidseitig montiert werden / Può essere montato anche rivolto verso l'alto

PC 0850 MN 0699 Br 0849 MG 7548 ● LED 1 x 1w (Incl.) 2700K CRI 80 61 lm (Driver incl.)





7091



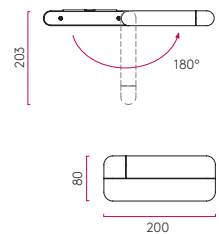
7090



7092

WALL  
READING LIGHTS

# CORSA



PC 7090 MN 7091 Br 7092

● LED 1x1w (Incl.) 2700K CRI 80 61 lm (Driver incl.)





# FOSSO

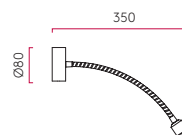


## SWITCHED

PC 0659  
 MN 0756  
 Br 0660  
 ● LED 1 x 1w (Incl.) 3000K CRI 80 (Driver incl.)  
 I

## SURFACE

PC 0630  
 ● LED 1 x 1w (Incl.) 3000K CRI 80 (Driver incl.)







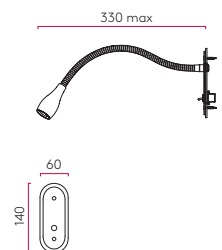
WALL  
READING LIGHTS

# LINDOS

SWITCHED


**PC** 7903   **MN** 7904   **Br** 7905

● LED 1x1w (Incl.) 3000K CRI 80 (Driver incl.)









LEO SWITCHED (7051)



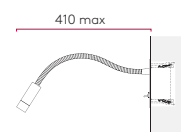
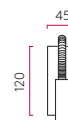
# LEO

## SWITCHED

PC 7050  
 MN 7051  
 Br 7052  
 WhMN 7167  
 ● LED 1 x 3w (Incl.) 3000K CRI 80 (Driver incl.)  
 

## UNSWITCHED


PC 7053  
 MN 7054  
 Br 7055  
 WhMN 7168  
 ● LED 1 x 3w (Incl.) 3000K CRI 80 (Driver incl.)







WALL  
READING LIGHTS



NEW

# EDGE READER



Wh 7855


● LED 11.5w (incl.) 3000K 427 lm CRI 80 (Driver incl.) + ● LED 3w (Incl.) 2700K 123 lm CRI 80 (Driver incl.)



# PLASTER & CERAMIC LIGHTS

Appliques en plâtre et céramique / Gips - und Keramikleuchten / Lampade in gesso e ceramica





- |                  |        |                  |        |
|------------------|--------|------------------|--------|
| 1: PIENZA 140    | P. 323 | 6: PARMA 100/110 | P. 313 |
| 2: PIENZA 165    | P. 323 | 7: RIO 190       | P. 319 |
| 3: PARMA 210/LED | P. 315 | 8: PELLA 325     | P. 321 |
| 4: PARMA 160     | P. 315 | 9: PARMA 625     | P. 317 |
| 5: MOSTO         | P. 331 | 10: PARMA 200    | P. 317 |

7




8



9



10









WALL  
PLASTER & CERAMIC LIGHTS

# PARMA



## 100



**P** 7019

● LED 1 x 3w (Incl.) 3000K CRI 80 104 lm (Driver incl.)

**P** 7606

● LED 1 x 3w (Incl.) 2700K (Driver incl.)

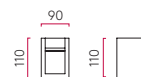


PARMA 100

## 110

**P** 7076

GU10 1 x 50w max (excl.) ▼



PARMA 110




CAN BE PAINTED

Peut être peint / kann lackiert werden / Può essere verniciato

▼ Can also be fitted with / vous pouvez également utiliser / kann auch verwendet werden mit / compatibile anche con: ● GU10 LED - ref: 1704 (P. 618)





# PARMA



## 160

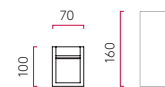


**P** 0886

● LED 2 x 3w (Incl.) 3000K CRI 80 134 lm (Driver incl.)

**P** 7598

● LED 2 x 3w (Incl.) 2700K CRI 80 134 lm (Driver incl.)

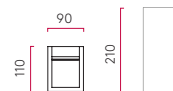


PARMA 160

## 210

**P** 0964

GU10 2 x 50w max (excl.) ▼



PARMA 210

## 210 LED

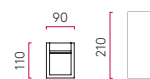


**P** 7273

● LED 2 x 3w (Incl.) 3000K CRI 80 326 lm (Driver incl.)

**P** 7612

● LED 2 x 3w (Incl.) 2700K CRI 80 326 lm (Driver incl.)



PARMA 210 LED



CAN BE PAINTED

Peut être peint / kann lackiert werden / Può essere verniciato

▼ Can also be fitted with / vous pouvez également utiliser / kann auch verwendet werden mit / compatibile anche con: ● GU10 LED - ref: 1704 (P. 618)





PARMA 625 (7040)

# PARMA



200

**P** 7038

E14 1 x 60w max (excl.)



PARMA 200

250

**P** 0887

LED 3 x 3w (Incl.) 3000K CRI 80 300 lm (Driver incl.)

**P** 7599

LED 3 x 3w (Incl.) 2700K (Driver incl.)



PARMA 250

625

**P** 7040

T5 HO 1 x 24w (excl.)\*



PARMA 625



CAN BE PAINTED

Peut être peint / kann lackiert werden / Può essere verniciato

▼ Can also be fitted with/vous pouvez également utiliser/kann auch verwendet werden mit/compatibile anche con: E14 LED - ref:1872 (P. 618)

\*see page 617



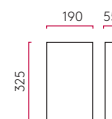


# RIO



## 190

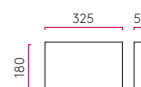
- P 7173 ● LED 1 x 14w (Incl.) 3000K CRI 80 1228 lm (Driver incl.)
- P 7609 ● LED 1 x 14w (Incl.) 2700K CRI 80 1228 lm (Driver incl.)



RIO 190

## 325

- P 7172 ● LED 1 x 14w (Incl.) 3000K CRI 80 1228 lm (Driver incl.)
- P 7608 ● LED 1 x 14w (Incl.) 2700K CRI 80 1228 lm (Driver incl.)



RIO 325



CAN BE PAINTED

Peut être peint / kann lackiert werden / Può essere verniciato







PELLA 190 (7141)

# PELLA



190

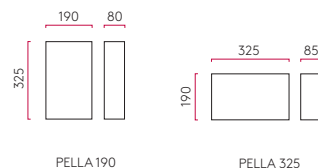
**P** 7141

GU10 2 x 50w max (excl.) ▼

325

**P** 7140

E27 1 x 60w max (excl.) ▼▼



PELLA 190


PELLA 325



CAN BE PAINTED

Peut être peint / kann lackiert werden / Può essere verniciato

Can also be fitted with/vous pouvez également utiliser/kann auch verwendet werden mit  
/compatibile anche con: ▼ ● GU10 LED - ref:1704 (P. 618) ▼▼ ● E27 LED - ref:1970 (P. 618)





# PIENZA

140

**P** 0917

E14 1 x 60w max (excl.) ▼

**P** 7260

E14 1 x 60w max (excl.) ▼

LED

**P** 7152

● LED 2 x 3w (Incl.) 3000K CRI 80 198 lm (Driver incl.)

**P** 7607

● LED 2 x 3w (Incl.) 2700K (Driver incl.)

165

**P** 7153

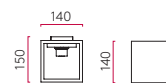
E27 1 x 60w max (excl.) ▼



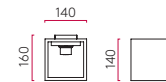
CAN BE PAINTED

Peut être peint / kann lackiert werden / Può essere verniciato

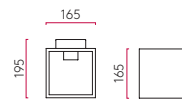
Can also be fitted with/vous pouvez également utiliser/kann auch verwendet werden  
mit/compatibile anche con: ● E14 LED - ref: 1873 (P. 618) ▼● E27 LED - ref: 1970 (P. 618)



PIENZA 140 SWITCHED



PIENZA LED



PIENZA 165

1



2



3



4





1: KOZA P. 327  
 2: KYMI 300 P. 329  
 3: KYMI 220 P. 329

4: SERIFOS 170 P. 334  
 5: PERO P. 331  
 6: BOLOGNA 160 P. 333

7: BOLOGNA 240 P. 333  
 8: BRENTA 130 P. 335  
 9: BRENTA 175 P. 335





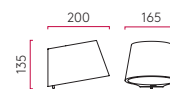
WALL  
PLASTER & CERAMIC LIGHTS

# KOZA



**P** 0695

E14 1 x 60w max (excl.) ▼



**CAN BE PAINTED**

Peut être peint / kann lackiert werden / Può essere verniciato

▼ Can also be fitted with /vous pouvez également utiliser /kann auch verwendet werden mit /compatibile anche con: ● E14 LED - ref: 1873 (P. 618)







KYMI 220 (7256)



WALL  
PLASTER & CERAMIC LIGHTS

# KYMI



220

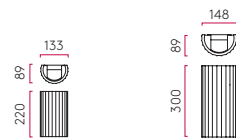
**P** 7256

GU10 2 x 50w max (excl.) ▼

300

**P** 7258

GU10 2 x 50w max (excl.) ▼



KYMI 220

KYMI 300



CAN BE PAINTED

Peut être peint / kann lackiert werden / Può essere verniciato

Can also be fitted with/vous pouvez également utiliser/kann auch verwendet werden mit /compatibile anche con: ▼ ● GU10 LED - ref:1704 (P. 618)





0812



MOSTO

# PERO



**P** 0812

G9 1 x 40w max (excl.) ▼



PERO

# MOSTO



**P** 0813

G9 1 x 40w max (excl.) ▼



MOSTO



CAN BE PAINTED

Peut être peint / kann lackiert werden / Può essere verniciato

▼ Can also be fitted with /vous pouvez également utiliser /kann auch verwendet werden mit /compatibile anche con: ● G9 LED - ref: 1877 (P. 618)





WALL  
PLASTER & CERAMIC LIGHTS

# BOLOGNA

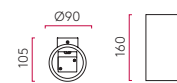
160

**P** 7001

● LED 2 x 3w (Incl.) 3000K CRI 80 140 lm (Driver incl.)

**P** 7605

● LED 2 x 3w (Incl.) 2700K (Driver incl.)

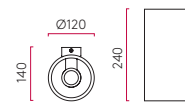


BOLOGNA 160

240

**P** 7002

GU10 2 x 50w max (excl.) ▼



BOLOGNA 240



CAN BE PAINTED

Peut être peint / kann lackiert werden / Può essere verniciato

▼ Can also be fitted with/vous pouvez également utiliser/kann auch verwendet werden mit/compatibile anche con: ● GU10 LED - ref: 1873 (P. 618)



# SERIFOS 170

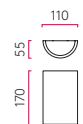


**P** 7375

● LED 2 x 3w (Incl.) 3000K CRI 80 286 lm (Driver incl.)

**P** 7613

● LED 2 x 3w (Incl.) 2700K CRI 80 286 lm (Driver incl.)



CAN BE PAINTED

Peut être peint / kann lackiert werden / Può essere verniciato



BRENTA 130



BRENTA 175

WALL  
PLASTER & CERAMIC LIGHTS

# BRENTA



130

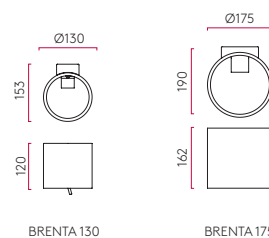
P 0916

E14 1 x 60w max (excl.) ▼ ▮

175

P 7261

E27 1 x 60w max (excl.) ▼ ▮



BRENTA 130


BRENTA 175

Can also be fitted with/vous pouvez également utiliser/kann auch verwendet werden mit/compatibile anche con:  
 ▼ ● E14 LED - ref:1873 (P. 618)    ▼ ▼ ● E27 LED - ref:1970 (P. 618)



CAN BE PAINTED

Peut être peint / kann lackiert werden / Può essere verniciato



1: ECLIPSE SQUARE 300 P. 339  
2: ECLIPSE ROUND 250 P. 339  
3: S - LIGHT P. 340




4: VENETO P. 341  
5: KASTORIA P. 343  
6: SLICE P. 343

7: ARIA 300 P. 344  
8: ARIA 370 P. 344









# ECLIPSE



## ROUND

250

**P** 7249

● LED 1 x 8w (Incl.) 3000K 452 lm (Driver incl.)

**P** 7611

● LED 1 x 8w (Incl.) 2700K (Driver incl.)



ROUND 250

350

**P** 7454

● LED 1 x 13w (Incl.) 3000K 477 lm (Driver incl.)

**P** 7614

● LED 1 x 13w (Incl.) 2700K (Driver incl.)



ROUND 350

## SQUARE

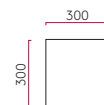
300

**P** 7248

● LED 1 x 13w (Incl.) 3000K 715 lm (Driver incl.)

**P** 7610

● LED 1 x 13w (Incl.) 2700K (Driver incl.)



SQUARE 300



CAN BE PAINTED

Peut être peint / kann lackiert werden / Può essere verniciato



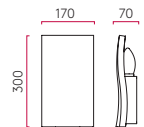
S-LIGHT

# S-LIGHT



**P** 0978

E14 1 x 40w max (excl.) ▼



CAN BE PAINTED

Peut être peint / kann lackiert werden / Può essere verniciato



VENETO 300 (0609)

# VENETO



300

**P** 0609

2G11 1 x 18w (excl.)\*



400

**P** 0610

2G11 1 x 24w (excl.)\*



CAN BE PAINTED

Peut être peint / kann lackiert werden / Può essere verniciato

▼ Can also be fitted with/vous pouvez également utiliser/kann auch verwendet werden mit/compatibile anche con: ● E14 LED - ref: 1872 (P. 618)

\*see page 617





KASTORIA



SLICE LED (7399)

# KASTORIA

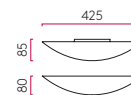


**P** 7376



G9 1 x 28w max (excl.) ▼

KASTORIA

# SLICE




**C** 0425

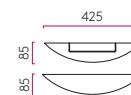
R7s 1 x 60w max (incl.)  

SLICE

# LED

**P** 7399

 LED 3.5w (incl.) 2700K CRI 80 (Driver incl.) 



SLICE LED



CAN BE PAINTED (7376,7399)  
Peut être peint / kann lackiert werden / Può essere verniciato



CAN BE PAINTED (0425)  
Peut être peint / kann lackiert werden / Può essere verniciato

▼ Can also be fitted with / vous pouvez également utiliser / kann auch verwendet werden mit / compatibile anche con:  G9 LED - ref: 1877 (P. 618)



ARIA 300 (7074)



ARIA 370 (7107)



7107

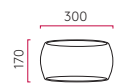
# ARIA



300

**P** 7074

E27 1 x 60w max (excl.) ▼



370

**P** 7107

E27 1 x 60w max (excl.) ▼



CAN BE PAINTED

Peut être peint / kann lackiert werden / Può essere verniciato





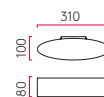
OVARO (0554)

# OVARO



**C** 0554

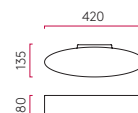
E27 1 x 60w max (excl.) 



# PLUS 420

**C** 0578

2G11 1 x 24w (excl.)\* 



**CAN BE PAINTED**

Peut être peint / kann lackiert werden / Può essere verniciato

▼ Can also be fitted with/vous pouvez également utiliser/kann auch verwendet werden mit/compatibile anche con: ● E27 LED - ref:1970 (P. 618)

\* see page 617



NAXOS LED (0953)

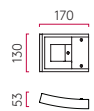
# NAXOS



LED

**P** 0953


● LED 1 x 3w (Incl.) 3000K CRI 80 200 lm (Driver incl.)



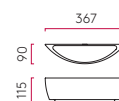
CAN BE PAINTED

Peut être peint / kann lackiert werden / Può essere verniciato

\*see page 617



# KYO

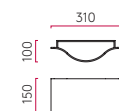


**C** 7075

E27 1 x 60w max (excl.)▼

KYO

# ARWIN



**C** 0432

E27 1 x 60w max (excl.)▼

ARWIN



CAN BE PAINTED

Peut être peint / kann lackiert werden / Può essere verniciato

▼ Can also be fitted with /vous pouvez également utiliser /kann auch verwendet werden mit /compatibile anche con: ● E27 LED - ref: 1970 (P. 618)



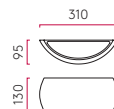


# MILO



**C** 7073

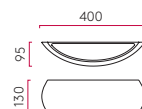
E27 1 x 60w max (excl.)▼



400

**C** 7506

E27 1 x 60w max (excl.)▼



**CAN BE PAINTED**

Peut être peint / kann lackiert werden / Può essere verniciato

▼ Can also be fitted with/vous pouvez également utiliser/kann auch verwendet werden mit/compatibile anche con: ● E27 LED - ref:1970 (P. 618)



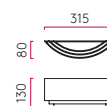


AMALFI PLUS 520 (0617)

# AMALFI

**C** 0423

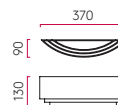
E27 1 x 60w max (excl.)



PLUS 370

**C** 0577

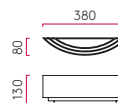
G24q-2 1 x 18w (excl.)



380

**C** 7470

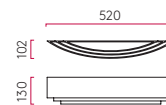
E27 1 x 60w max (excl.)



PLUS 520

**P** 0617

G24q-2 1 x 32w (excl.)



CAN BE PAINTED (0617)

Peut être peint / kann lackiert werden / Può essere verniciato



CAN BE PAINTED (0423,0577,7470)

Peut être peint / kann lackiert werden / Può essere verniciato

▼ Can also be fitted with/vous pouvez également utiliser/kann auch verwendet werden mit/compatibile anche con: ● E27 LED - ref: 1970 (P. 618)







# EDGE



## 560



**Wh** 7385 ● LED 1 x 14w (Incl.) 3000K CRI 80 396 lm 700mA (Driver excl.)\*

**Wh** 7537 ● LED 1 x 14w (Incl.) 2700K 700mA (Driver excl.)\*

## 560D



**Wh** 7805 ● LED 1 x 12.8w (Incl.) 2700K CRI 80 700mA (Driver incl.)



\* The Edge 560 should be ordered with one of the following drivers / Le "Edge 560" devrait être commandé avec l'un des drivers suivants / Die Leuchte Edge 560 muss zusammen mit einem der folgenden Betriebsgeräte bestellt werden / Il Edge 560 deve essere ordinato con uno dei seguenti driver: 1831, 1832, 1835 o 1836.



Crowne Plaza Resort, Five Lakes Colchester



CYL 200



CYL 260

# CYL



200

WG 0883

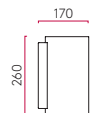
E14 2 x 40w max (excl.) ▼



260

WG 0884

E27 2 x 60w max (excl.) ▼▼



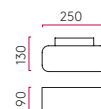


OBROUND



WALL  
GLASS LIGHTS

# OBROUND



PS WG 0408

E14 2 x 40w max (excl.) ▼

OBROUND

Can also be fitted with/vous pouvez également utiliser/kann auch verwendet werden mit/compatibile anche con:  
 ▼ ● E14 LED - ref: 1873 (P. 618)    ▼ ● E27 LED - ref: 1970 (P. 618)



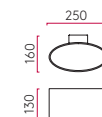


# TOKYO



**PC WG** 0472

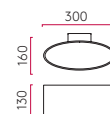
E14 1 x 60w max (excl.) ▼



## CLASSIC

**PC WG** 0966

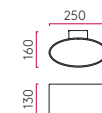
E27 1 x 60w max (excl.) ▼



## SWITCHED

**PC WG** 0569

E14 1 x 60w max (excl.) ▼ 



Can also be fitted with/vous pouvez également utiliser/kann auch verwendet werden mit/compatibile anche con:  
 ▼ ● E14 LED - ref: 1873 (P. 618)    ▼ ● E27 LED - ref: 1970 (P. 618)





LUGA (0411)



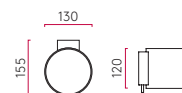
LUGA SQUARE (0930)

# LUGA



**PS WG** 0411

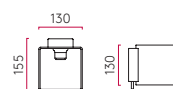
E14 1 x 60w max (excl.) ▼



# SQUARE

**PC WG** 0930

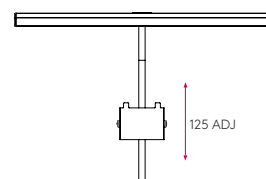

E14 1 x 60w max (excl.) ▼



▼ Can also be fitted with /vous pouvez également utiliser /kann auch verwendet werden mit /compatibile anche con: ● E14 LED - ref:1873 (P, 618)







NEW

# MONDRIAN FRAME / WALL



300

**MN** 7898   **Br** 7886

● LED 5.1w (incl.) 2700K CRI 80 (Driver excl.)\*

400

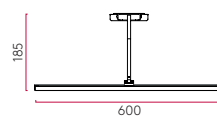
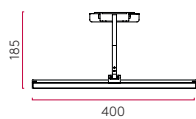
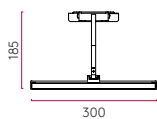
**MN** 7890   **Br** 7891

● LED 6.8w (incl.) 2700K CRI 80 (Driver excl.)\*

600


**MN** 7889   **Br** 7887

● LED 10.2w (incl.) 2700K CRI 80 (Driver excl.)\*



CAN BE FRAME-MOUNTED OR WALL MOUNTED  
Peut être monté sur le cadre ou le mur. / Kann auf dem  
Rahmen oder an der Wand montiert werden / Può  
esseremontato a un quadro a una parete





NEW

# MONDRIAN WALL



## 300

MN 7900

Br 7888

● LED 5.1w (incl.) 2700K CRI 80 (Driver incl.)

## 400

MN 7884

Br 7896

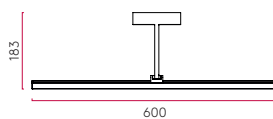
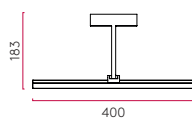
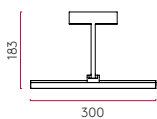
● LED 6.8w (incl.) 2700K CRI 80 (Driver incl.)

## 600


MN 7885

Br 7897

● LED 10.2w (incl.) 2700K CRI 80 (Driver incl.)







# VERMEER



## 40

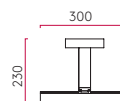
**MN** 0888 ● LED 1 x 3w (incl.) 3000K CRI 80 120 lm (Driver incl.)

**MN** 7600 ● LED 1 x 3w (incl.) 2700K (Driver incl.)

## 300

**MN** 0889 ● LED 3 x 1w (incl.) 3000K CRI 80 158 lm (Driver incl.)

**MN** 7601 ● LED 3 x 1w (incl.) 2700K (Driver incl.)







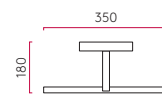
# TEETOO



350

**PC** 0793   **MN** 0794   **Br** 0795   **Wh** 7390

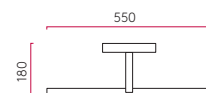
G4 2 x 20w max (incl.)



550

**PC** 0796   **MN** 0797   **Br** 0798   **Wh** 7391

G4 4 x 10w max (incl.)









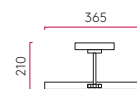
# GOYA



365

**PC** 0700   **AB** 0534   **BN** 0528

T5 1 x 8w (incl.)

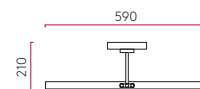


GOYA 365


590

**PC** 0701   **AB** 0535   **BN** 0529

T5 1 x 13w (incl.)



GOYA 590





GOYA 760 (0876)

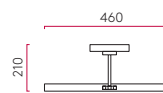
# GOYA



## LED 460

**PC** 0874   **BN** 0873

● LED 1 x 5w (Incl.) 3000K 430 lm (Driver incl.)

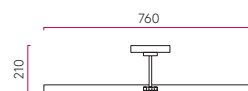


GOYA LED 460

## LED 760

**PC** 0876   **BN** 0875

● LED 1 x 8w (Incl.) 3000K 630 lm (Driver incl.)



GOYA LED 760





WALL

# D-LIGHT

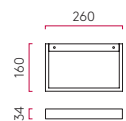


**Wh** 0955    **BA** 0956

● LED 1 x 3w (incl.) 3000K CRI 80 213 lm (Driver incl.)

**Wh** 7603

● LED 1 x 3w (Incl.) 2700K CRI 80 (Driver incl.)



# MARKER LIGHTS

Feux de position / Marklights / Frece



## BORGIO FAMILY

1: BORGIO MINI 54

P. 381

2: BORGIO 90

P. 379

3: BORGIO MINI 43

P. 381

4: BORGIO 55

P. 379

5: BORGIO TRIMLESS 200

P. 303

6: BORGIO TRIMLESS 65

P. 383

7: BORGIO TRIMLESS 98

P. ---

8: BORGIO TRIMLESS 35

P. 383

9: BORGIO TRIMLESS MINI


P. 383



PENDING  
Autumn winter







# LEROS

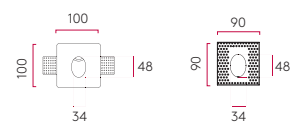


## PLASTER

**P** 7341 ● LED 1 x 1w (Incl.) 3000K CRI 80 631 lm (Driver excl.)\*

## TRIMLESS

**Wh** 7418 ● LED 1 x 1w (Incl.) 2700K CRI 80 30 lm 350mA (Driver excl.)\*



LEROS PLASTER

LEROS TRIMLESS

# OLYMPUS

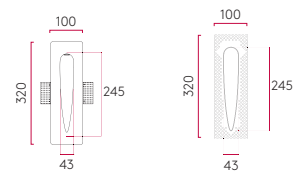


## PLASTER

**P** 7342 ● LED 1 x 1w (Incl.) 3000K CRI 80 421 lm (Driver excl.)\*

## TRIMLESS

**Wh** 7512 ● LED 1 x 1w (Incl.) 2700K CRI 80 40 lm 350mA (Driver excl.)\*



OLYMPUS PLASTER

OLYMPUS TRIMLESS

LEROS PLASTER (7341) + OLYMPUS PLASTER (7342): Plaster board installation only. Not suitable for mounting in a brick/solid wall. / Non adapté pour un montage dans un mur de brique/mur solide. / Nicht für die Montage in einer Backstein-/Ziegel oder massiven Wand geeignet. / Non adatto per installazione su parete in cemento o solide.

\*see page 617





BORGO 90 (0975) Image: DCL Interior Design



BORGO 90 (0973)

# BORGO



55

**SS** 0971   **Wh** 0970   **BSS** 0972

● LED 1 x 2w (incl.) 3000K CRI 80 38 lm 700mA (Driver excl.)\*

**SS** 7528   **Wh** 7527   **BSS** 7529

● LED 1 x 2w (incl.) 2700K CRI 80 38 lm 700mA (Driver excl.)\*



BORGO 55

90

**SS** 0974   **Wh** 0973   **BSS** 0975


● LED 1 x 2w (incl.) 3000K CRI 80 72 lm 700mA (Driver excl.)\*

**SS** 7531   **Wh** 7530   **BSS** 7532


● LED 1 x 2w (incl.) 2700K CRI 80 72 lm 700mA (Driver excl.)\*



BORGO 90



**55 WALL BOX (1817)**  
h.116mm w.52mm d.100mm



**90 WALL BOX (1818)**  
h.108mm w.87mm d.100mm

A wall box accessory is available for installation of the Borgo range into brick walls / Accessoire mural disponible pour l'installation de la gamme Borgo dans des murs en brique / Als Zubehör sind Wandkästen erhältlich, die eine Installation der Borgo Serie in Ziegelwänden ermöglichen. / Un accessorio per le pareti è disponibile per l'installazione del Borgo in muri di mattoni

LED Driver accessible after installation / Driver LED accessibles après installation / LED-Treiber ist nach der Installation zugänglich / Accesso al driver anche dopo l'installazione

\*see page 617





# BORGEO

IP65 ZONES ①②③

## 54

SS 7485 Wh 7484 BSS 7483

● LED 1 x 1w (incl.) 3000K CRI 80 350mA (Driver excl.)▼

SS 7546 Wh 7545 BSS 7544

● LED 1 x 1w (incl.) 2700K CRI 80 350mA (Driver excl.)▼



BORGEO 54


## 43

SS 7480 Wh 7482 BSS 7481

● LED 1 x 1w (incl.) 3000K CRI 80 350mA (Driver excl.)▼

SS 7541 Wh 7543 BSS 7542


● LED 1 x 1w (incl.) 2700K CRI 80 350mA (Driver excl.)▼



BORGEO 43

▼Ref P.617: 1275 / 1756 / 1735 / 1834 / 1835 / 1836





# BORGEO TRIMLESS

## 35

- Wh** 0976 ● LED 1 x 2w (Incl.) 3000K CRI 80 700mA (Driver excl.)\*
- Wh** 7533 ● LED 1 x 2w (Incl.) 2700K CRI 80 700mA (Driver excl.)\*

## 65

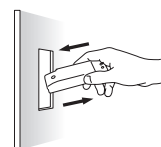
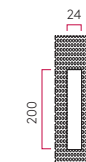
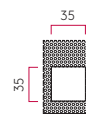
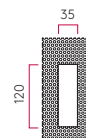
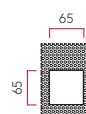
- Wh** 0977 ● LED 1 x 2w (Incl.) 3000K CRI 80 700mA (Driver excl.)\*
- Wh** 7534 ● LED 1 x 2w (Incl.) 2700K CRI 80 700mA (Driver excl.)\*

## MINI

- Wh** 7625 ● LED 1 x 1w (Incl.) 3000K CRI 80 350mA (Driver excl.)▼
- Wh** 7566 ● LED 1 x 1w (Incl.) 2700K CRI 80 350mA (Driver excl.)▼

## 200

- Wh** 7567 ● LED 1 x 2w (Incl.) 3000K CRI 80 700mA (Driver excl.)▼
- Wh** 7626 ● LED 1 x 2w (Incl.) 2700K CRI 80 700mA (Driver excl.)▼



LED DRIVER ACCESSIBLE AFTER INSTALLATION  
 Driver LED accessible après installation / LED-Treiber ist nach der Installation zugänglich / Accesso al driver anche dopo l'installazione:  
**0976 | 7535 | 0977 | 7534**

▼Borgo Trimless Mini Ref:  
 1275 / 1735 / 1756 / 1834  
 / 1835 / 1836

▼Borgo Trimless 200 Ref:  
 1271 / 1592 / 1831 / 1832  
 / 1835 / 1836








LED

TANGO (0833)



0832



0826

WALL  
MARKER LIGHTS

# TANGO



PC	0833	BSS	0826		
PC	7526	BSS	7523		
Wh	0825	Bk	0832	PS	0831
Wh	7522	Bk	7525	PS	7524

- LED 1 x 1w (Incl.) 3000K 350mA (Driver excl.)\*
- LED 1 x 1w (Incl.) 2700K 350mA (Driver excl.)\*
- LED 1 x 1w (Incl.) 3000K 350mA (Driver excl.)\* *SPA*
- LED 1 x 1w (Incl.) 2700K 350mA (Driver excl.)\* *SPA*



\*see page 617



# TABLE & FLOOR LIGHTS

Table et Lampadaires / Tisch-und Stehleuchten / Lampade da tavolo e da terra



ENNA DESK  
P. 389



ENNA FLOOR  
P. 391



ATELIER DESK  
P. 393



ATELIER CLAMP  
P. 393



ATELIER FLOOR  
P. 395



JOEL TABLE  
P. 396



JOEL GRANDE TABLE  
P. 397



JOEL FLOOR  
P. 399



RAVELLO TABLE  
P. 401



RAVELLO FLOOR  
P. 403



SOFIA TABLE  
P. 405



SOFIA FLOOR  
P. 407



MOMO TABLE  
P. 409



MOMO FLOOR  
P. 409



AZUMI TABLE  
P. 410



AZUMI FLOOR  
P. 411



PARK LANE TABLE  
P. 412



PARK LANE FLOOR  
P. 413



MARASINO  
P. 415



LIMINA  
P. 415





TABLE & FLOOR

# ENNA



## DESK

Wh 4572   
 Bk 4573   
 MG 4574   
 ● LED 1 x 3w (Incl.) 2700K CRI 80 124 lm (Driver incl.)



P. 289



P. 289



P. 291



P. 291



P. 287



P. 389



P. 391

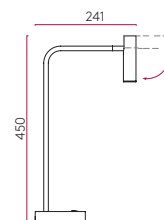
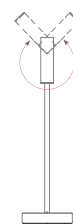






TABLE & FLOOR

# ENNA



## FLOOR

Wh 4569  
 Bk 4570  
 MG 4571  
 ● LED 1 x 3w (Incl.) 2700k CRI 80 124 lm (Driver incl.)

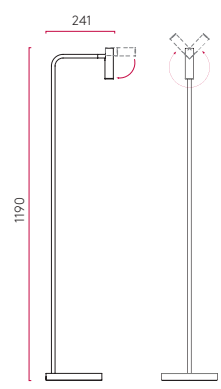
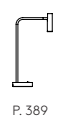
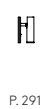
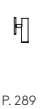








TABLE & FLOOR

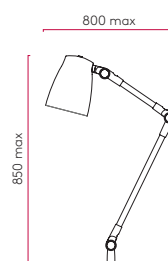
# ATELIER



## ARM ASSEMBLY

**PA** 4559   **Wh** 4560   **Bk** 4561

E27 1 x 28w max (excl.)▼



ATELIER ARM ASSEMBLY

## CLAMP

**PA** 4568



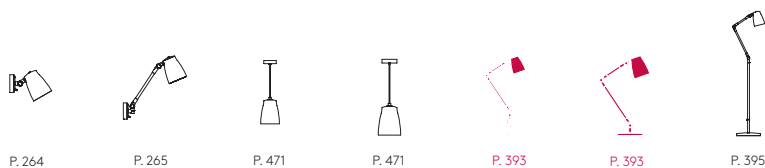
ATELIER CLAMP

## DESK BASE

**PA** 4562   **Wh** 4563   **Bk** 4564



ATELIER DESK BASE



P. 264

P. 265

P. 471

P. 471

P. 393

P. 393

P. 395

FOR USE WITH:  
 En combinaison avec / Zur Verwendung mit / Da installare con: Atelier Clamp (4568), Atelier Desk Base (4562,4563,4564), Atelier Floor Base (4565,4566,4567)

▼ Can also be fitted with/vous pouvez également utiliser/kann auch verwendet werden mit/compatibile anche con:  
 ● E27 LED - ref:1970 (P.618)





4559 + 4565



4560 + 4566

# ATELIER



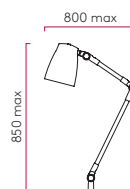
## ARM ASSEMBLY

**PA** 4559   **Wh** 4560   **Bk** 4561

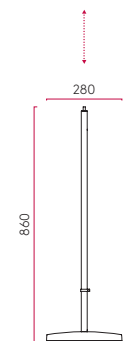
E27 1 x 28w max (excl.) ▼

## FLOOR BASE

**PA** 4565   **Wh** 4566   **Bk** 4567



ATELIER ARM ASSEMBLY



ATELIER FLOOR BASE



P. 264



P. 265



P. 471



P. 471



P. 393



P. 393



P. 395

Floor Base for use with / En combinaison avec / Zur Verwendung mit / Da installare con: Atelier Arm Assembly (4559,4560,4561)



JOEL TABLE (4544)



4577

# JOEL



## TABLE

PC 4543
 Bk PC 4544
 Cr 4545
 MG 4577

E27 1 x 42w max (excl.)▼



P. 267



P. 269



P. 473



P. 473



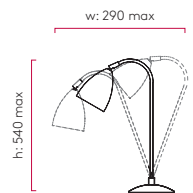
P. 396



P. 397



P. 399





JOEL GRANDE TABLE (4551)

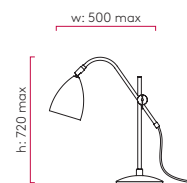
TABLE & FLOOR

# JOEL GRANDE



## TABLE

PC 4551   Bk PC 4553   Cr 4552   E27 1 x 42w max (excl.)▼



▼ Can also be fitted with/vous pouvez également utiliser / kann auch verwendet werden mit/ compatible anche con:  
 ● E27 LED - ref: 1970 (P. 618)





4548



4547

TABLE & FLOOR

# JOEL



## FLOOR

**PC** 4546   **Bk PC** 4547   **Cr** 4548

E27 1 x 42w max (excl.) ▼



P. 267



P. 269



P. 473



P. 473



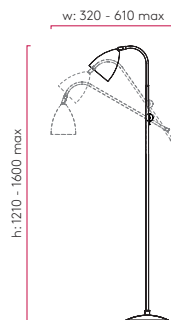
P. 396



P. 397



P. 399



▼ Can also be fitted with/vous pouvez également utiliser / kann auch verwendet werden mit / compatibile anche con:  
 ● E27 LED - ref:1970 (P. 618)







4554 + 4093



4555 + 4095

TABLE & FLOOR

# RAVELLO



## TABLE

PC 4554 MN 4555 Br 4556 E27 1 x 60w max (excl.)▼



P. 235



P. 275



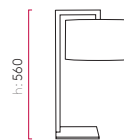
P. 401



P. 403

## DRUM 250

- Wh 4093
- Bk 4094
- Oy 4095
- Pu 4173



w: 250 d: 305

P 417: SPECIAL COLOURS  
Couleurs spéciales / Sonderfarben / Colori speciali

▼ Can also be fitted with / vous pouvez également utiliser / kann auch verwendet werden mit / compatibile anche con:  
● E27 LED - ref: 1970 (P. 618)





# RAVELLO



## FLOOR

**PC** 4537   **MN** 4538   **Br** 4539

E27 1 x 60w max (excl.)▼



P. 235



P. 275



P. 401



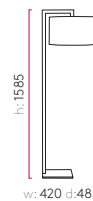
P. 403

## DRUM 420

**Wh** 4090

**Bk** 4091

**Oy** 4092



**P 417: SPECIAL COLOURS**  
Couleurs spéciales / Sonderfarben / Colori speciali

▼ Can also be fitted with/vous pouvez également utiliser / kann auch verwendet werden mit/ compatibile anche con:

● E27 LED - ref: 1970 (P. 618)





4558 + 4093

# SOFIA



## TABLE

**PC** 4557   **MN** 4558

E27 1 x 60w max (excl.)▼



P. 225



P. 405

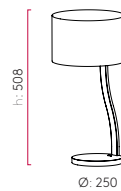


P. 407

▼ Can also be fitted with/vous pouvez également utiliser/kann auch verwendet werden mit/compatibile anche con:  
● E27 LED - ref:1970 (P. 618)

### DRUM 250

- Wh** 4093
- Bk** 4094
- Oy** 4095
- Pu** 4173



**P 417: SPECIAL COLOURS**  
Couleurs spéciales / Sonderfarben / Colori speciali





4533 + 4091

TABLE & FLOOR

# SOFIA



## FLOOR

**PC** 4533 **MN** 4534

E27 1 x 60w max (excl.)▼



P. 225



P. 405

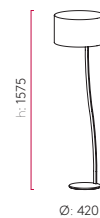


P. 407

▼ Can also be fitted with / vous pouvez également utiliser / kann auch verwendet werden mit / compatibile anche con:  
 ● E27 LED - ref: 1970 (P. 618)

## DRUM 420

**Wh** 4090  
**Bk** 4091  
**Oy** 4092



● **P 417: SPECIAL COLOURS**  
 Couleurs spéciales / Sonderfarben / Colori speciali







MOMO TABLE (4526 + 4040)



MOMO TABLE (4527 + 4024)

TABLE & FLOOR

# MOMO



## TABLE

**PC** 4527 **BSS** 4526 E27 1 x 60w max (excl.)▼

## FLOOR

**PC** 4530 **BSS** 4529 E27 1 x 60w max (excl.)▼



P.237



P.239



P.282



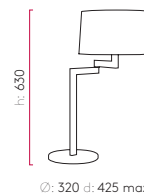
P.409



P.409

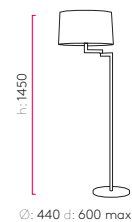
## AZUMI/TAG ROUND TABLE

- Wh** 4024
- Bk** ----
- Oy** 4040



## AZUMI/TAG ROUND FLOOR

- Wh** 4026
- Bk** ----
- Oy** 4042



▼ Can also be fitted with/vous pouvez également utiliser/kann auch verwendet werden mit/compatibile anche con:  
 ● E27 LED - ref: 1782 (P.618)

● P.417: SPECIAL COLOURS  
 Couleurs spéciales / Sonderfarben / Colori speciali



AZUMI TABLE (4514 + 4024)

# AZUMI



## TABLE

**PC** 4510   **MN** 4514   **Br** 4511

E27 1 x 60w max (excl.)▼



P. 241



P. 277



P. 278



P. 410



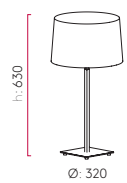
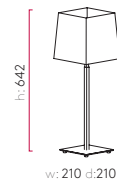
P. 411

### AZUMI SQUARE

Wh	4011
Bk	4012
Oy	----

### AZUMI/TAG ROUND

	4024
	----
	4040



 **P. 417: SPECIAL COLOURS**  
Couleurs spéciales / Sonderfarben / Colori speciali



AZUMI FLOOR (4513 + 4026)

TABLE & FLOOR

# AZUMI



## FLOOR

**PN** 4512   **MN** 4515   **Br** 4513

E27 1 x 60w max (excl.)▼



P. 241



P. 277



P. 278



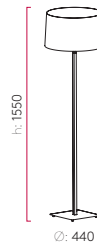
P. 410



P. 411

AZUMI/TAG  
ROUND FLOOR

- Wh** 4026
- Bk** ----
- Oy** 4042



**P 417: SPECIAL COLOURS**  
Couleurs spéciales / Sonderfarben / Colori speciali

▼ Can also be fitted with / vous pouvez également utiliser / kann auch verwendet werden mit / compatibile anche con:  
● E27 LED - ref: 1970 (P. 618)



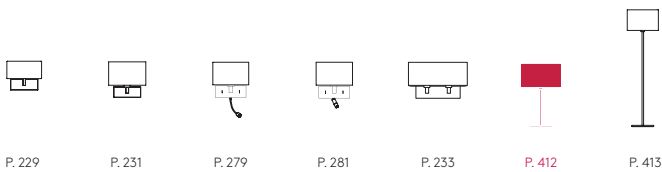
PARK LANE TABLE (4505 + 4001) The Halcyon Hotel, Bath UK

# PARK LANE



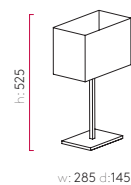
## TABLE

**PC** 4505   **MN** 4516   **Br** 4504   E27 1 x 60w max (excl.)▼



## PARK LANE GRANDE

- Wh** 4001
- Bk** 4003
- Oy** 4035
- Pu** 4168



▼ Can also be fitted with/vous pouvez également utiliser / kann auch verwendet werden mit / compatibile anche con:  
 ● E27 LED - ref:1782 (P.618)

● **P 417: SPECIAL COLOURS**  
 Couleurs spéciales / Sonderfarben / Colori speciali



PARK LANE FLOOR (4507 + 4002) Dr Irena Eris Hotel - Poland



4517 + 4002

TABLE & FLOOR

# PARK LANE



## FLOOR

**PC** 4507   **MN** 4517   **Br** 4506   E27 1 x 60w max (excl.)▼



P. 229



P. 231



P. 279



P. 281



P. 233



P. 412

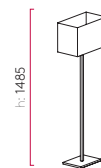


P. 413

### PARK LANE FLOOR

**Wh** 4002

**P.417: SPECIAL COLOURS**  
Couleurs spéciales  
Sonderfarben  
Colori speciali



h: 11485

w: 400 d:225





MARASINO (4523)

TABLE & FLOOR

# MARASINO



**P** 4523

GU10 1x 50w max (excl.) ▼



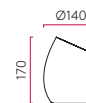
MARASINO

# LIMINA



**P** 4532

GU10 1x 50w max (excl.) ▼



LIMINA

▼ Can also be fitted with / vous pouvez également utiliser / kann auch verwendet werden mit / compatibile anche con: ● GU10 LED - ref: 1704 (P. 618)

# TABLE & FLOOR SHADES

NUANCES DE PAROI / WANDTÖNEN / PARALUMI PER LAMPADE DA TAVOLO E DA TERRA

## COLOUR OPTIONS



Options de couleurs / Farboptionen / Opzioni di colore

**Wh** White  
Blanc  
Weiß  
Bianco

**Bk** Black  
Noir  
Schwarz  
Nero

**Oy** \* Oyster  
Oyster  
Oyster  
Madreperlato

**Pu** Putty  
Putty  
Putty  
Putty



## SPECIAL COLOUR OPTIONS

Couleurs spéciales / Sonderfarben / Colori speciali



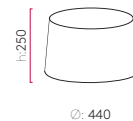
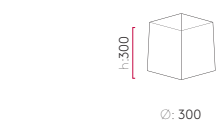


# SHADE OPTIONS

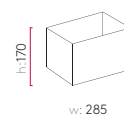
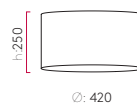
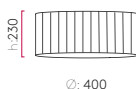
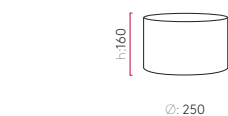
Options abat-jour / Schirmoptionen / Opzioni per paralumi

FOR COMPLETE SHADE RANGE SEE  
 Pour voir l'ombre gamme complète / Für eine  
 vollständige Farbpalette zu sehen / Per la gamma  
 completa di paralumi vedi: P. 642 - 643

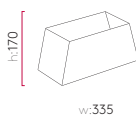
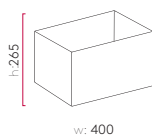
	AZUMI SQUARE (FLOOR)	AZUMI SQUARE (TABLE)	AZUMI/TAG ROUND (TABLE)	AZUMI/TAG ROUND (FLOOR)
Wh	4013	4011	4024	4026
Bk	----	4012	----	----
Oy *	----	----	4040	4042
Pu	----	----	----	----



	DRUM 250 (TABLE)	DRUM 400 PLEATED (FLOOR)	DRUM 420 (FLOOR)	PARK LANE GRANDE (TABLE)
Wh	4093	4162	4090	4001
Bk	4094	4163	4091	4003
Oy *	4095	----	4092	4035
Pu	4173	4164	----	4168



	PARK LANE (FLOOR)	TAPERED RECTANGLE (TABLE & FLOOR)
Wh	4002	4111
Bk	----	4112
Oy *	----	4113
Pu	----	----



SHADES MAY VARY FROM BATCH TO BATCH

Les teintes peuvent varier d'un lot à / Schattierungen können von Charge zu Charge variieren / Shades possono variare da lotto a lotto

\* silk / de la soie / Seide / seta

# CEILING LIGHTS

Luminaires de plafond / Deckenleuchten / lampade a soffitto



SEMI-FLUSH UNIT  
P. 421



BEVEL ROUND  
P. 423



BEVEL SQUARE  
P. 423



ASINI  
P. 424



AREZZO  
P. 425



SABINA ROUND  
P. 427



SABINA 280  
P. 427



SABINA SQUARE  
P. 427



MANTOVA  
P. 429



SYROS  
P. 429



ZEPPA  
P. 430



DENVER  
P. 431



CASTIRO 225  
P. 433



**NEW** **LED**  
OSAKA  
P. 435



**LED**  
MASSA  
P. 437



ALTEA  
P. 438



MALLON PLUS  
P. 439



DAKOTA  
P. 441



MARINER  
P. 442



TAKKO  
P. 442



DENIA  
P. 443



MASHIKO ROUND  
P. 445



MASHIKO 200  
P. 447



LED

MASHIKO 300  
/CLASSIC 300/400  
P. 447



LED

TAKETA  
P. 449



LED

VOLOS 210  
P. 451



STRATA  
P. 452

CEILING





# SEMI FLUSH UNIT



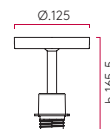
**PC** 7460   **MN** 7461   **Br** 7462   **Wh** 7463

E27 1 x 60w max (excl.) ▼

	DRUM 420	DRUM 500	DRUM 400 PLEATED	DRUM 500 PLEATED	TAG 400	TAG 500
Wh	4090	4156	4162	4165	4086	4153
Bk	4091	4157	4163	4166	4085	4154
Oy	4092	4158	---	---	---	---
Pu	---	---	4164	4167	4152	4155

h:250		h:250		h:230		h:230		h:230		h:230	
	Ø: 420		Ø: 500		Ø: 400		Ø: 500		Ø: 400		Ø: 500



FOR COMPLETE SHADE RANGE SEE

Pour voir l'ombre gamme complète / Für eine vollständige Farbpalette zu sehen / Per una completa gamma ombra vedere:

P. 642 - 643

P 417: SPECIAL COLOURS: Couleurs spéciales / Sonderfarben / Colori speciali

▼ Can also be fitted with/vous pouvez également utiliser/kann auch verwendet werden mit/compatibile anche con: ● E27 LED - ref:1970 (P. 618)





BEVEL SQUARE 400 (4099 + 7056)

CEILING

# BEVEL



## ROUND

### 450 SHADE

Requires/nécessite/erfordert/necessita: **3-WAY PLATE (7056)**

Wh 4098 Oy 4106

E27 3 x 60w max (excl.)▼

### 600 SHADE

Requires/nécessite/erfordert/necessita: **4-WAY PLATE (7057)**

Wh 4096 Oy 4104

E27 4 x 60w max (excl.)▼

## SQUARE

### 400 SHADE

Requires/nécessite/erfordert/necessita: **3-WAY PLATE (7056)**

Wh 4099 Oy 4107

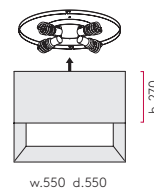
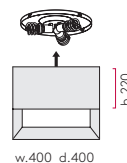
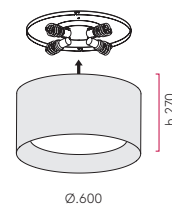
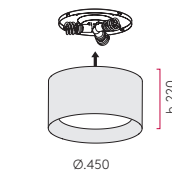
E27 3 x 60w max (excl.)▼

### 550 SHADE

Requires/nécessite/erfordert/necessita: **4-WAY PLATE (7057)**

Wh 4097 Oy 4105

E27 4 x 60w max (excl.)▼

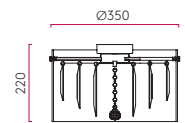


▼ Can also be fitted with/vous pouvez également utiliser/kann auch verwendet werden mit/compatibile anche con: ● E27 LED - ref: 1970 (P. 618)



# ASINI

□ IP44 ZONES ②③  



PC 7169

G9 3 x 33w max (excl.) ▼

ASINI



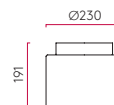


AREZZO

CEILING

# AREZZO

IP44 ZONES ②③  



AREZZO

PC 0963

E27 1 x 60w max (excl.)

Can also be fitted with/vous pouvez également utiliser/kann auch verwendet werden mit/compatibile anche con:  
 ▼● G9 LED - ref: 1877 (P. 618)    ▼▼● E27 LED - ref: 1970 (P. 618)





SABINA SQUARE (7095)



SABINA 280 (7186)

CEILING

# SABINA

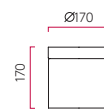
 IP44
  ZONES 2 3
 


## ROUND

170

**PC** 7024

E27 1 x 60w max (excl.)▼



SABINA 170

280

**PC** 7186

E27 1 x 60w max (excl.)▼



SABINA 280

## SQUARE


**PC** 7095

E27 1 x 60w max (excl.)▼



SABINA SQUARE

▼ Can also be fitted with/vous pouvez également utiliser/kann auch verwendet werden mit/compatibile anche con: ● E27 LED - ref:1970 (P. 618)





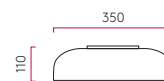
CEILING

# SYROS

□ IP44 ZONES ②③ Ⓟ Ⓢ

Wh 7189

E27 3 x 40w max (excl.) ▼



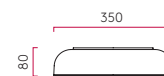
SYROS

# MANTOVA

□ IP44 ZONES ②③

Wh 7274

● LED 17.7w (incl.) 3000K CRI 80 (Driver incl.)



MANTOVA

▼ Can also be fitted with/vous pouvez également utiliser/kann auch verwendet werden mit/compatibile anche con: ● E27 LED - ref:1970 (P. 618)



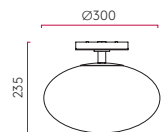
ZEPPO

# ZEPPO

IP44 ZONES ②③  

PC 0830

E27 1 x 60w max (excl.) ▼





DENVER

CEILING

# DENVER

 IP44 ZONES ② ③ 
 




PC 0323

G9 1 x 40w max (excl.)

DENVER

Can also be fitted with/vous pouvez également utiliser/kann auch verwendet werden mit/compatibile anche con:  
 ▼● E27 LED - ref: 1970 (P. 618) ▼● G9 LED - ref: 1877 (P. 618)







7014

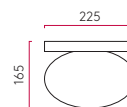
CEILING

# CASTIRO 225


 IP44 ZONES ②③
 


PC 7014

E27 1 x 60w max (excl.)▼



CASTIRO 225

▼ Can also be fitted with /vous pouvez également utiliser/ kann auch verwendet werden mit/compatibile anche con: ● E27 LED - ref: 1970 (P. 618)





OSAKA (7383)



LED

OSAKA (0906/7413/7414)



OSAKA 0387/7411/7412/7831

CEILING

# OSAKA

IP44 ZONES ②③



OSAKA

PC 0387 BN 0906 Wh 7383

4pin2D 1 x 28w (incl.)

NEW

# OSAKA LED

IP44 ZONES ②③



OSAKA LED

PC 7831

LED 16w (incl.) 2700K 706 lm CRI 80 (Driver incl.)

## 350

PC 7412 BN 7414

LED 24w (incl.) 3000K CRI 80 (Driver incl.)



OSAKA 350/SENSOR

## SENSOR

PC 7411 BN 7413

LED 24w (incl.) 3000K CRI 80 (Driver incl.)





CEILING

# MASSA

IP44 ZONES ②③

300

**Wh** 7263

4pin2D 1 x 28w (incl.)



MASSA 300

350

**Wh** 7394

● LED 24w (incl.) 3000K CRI 80 (Driver incl.)



MASSA 350

SENSOR

**Wh** 7395


● LED 24w (incl.) 3000K CRI 80 (Driver incl.)



MASSA SENSOR



ALTEA

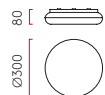


# ALTEA

IP44 ZONES ②③  

PC 0586

E27 1 x 60w max (excl.) ▼



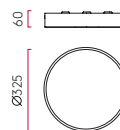


MALLON PLUS

CEILING

# MALLON PLUS

IP44 ZONES ②③  



MALLON PLUS

PC 0591

T9 1 x 32w (excl.)\*

▼ Can also be fitted with/vous pouvez également utiliser/kann auch verwendet werden mit/compatibile anche con: ● E27 LED - ref: 1970 (P. 618)

\* see page 617







DAKOTA 300 (0674)

CEILING

# DAKOTA

IP44 ZONES ②③

180

**PC** 0843

E14 1 x 40w max (excl.)

PLUS 180

**PC** 0603

GX53 1 x 13w max (excl.) \*

300

**PC** 0564 **BN** 0674

E27 1 x 60w max (excl.)

PLUS 300

**PC** 0565

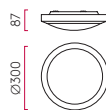
4pin2D 1 x 28w (excl.) \*



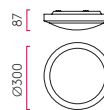
180



PLUS 180



300



PLUS 300

Can also be fitted with/vous pouvez également utiliser/kann auch verwendet werden mit/compatibile anche con:  
 E14 LED - ref: 1873 (P. 618) E27 LED - ref: 1970 (P. 618)

\* see page 617



MARINER



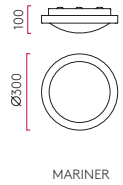
TAKKO

# MARINER

 IP44
  ZONES ②③
 


PC 0270

E27 1 x 60w max (excl.) ▼



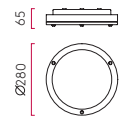
MARINER

# TAKKO

 IP44
  ZONES ②③
 


PC 0493

E14 2 x 40w max (excl.) ▼



TAKKO

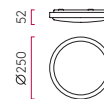


DENIA (0587)

CEILING

# DENIA

IP44 ZONES ② ③  



DENIA

**PC** 0587

E14 2 x 40w max (excl.▼)

Can also be fitted with/vous pouvez également utiliser/kann auch verwendet werden mit/compatibile anche con:  
 ▼● E14 LED - ref: 1873 (P. 618)    ▼● E27 LED - ref: 1970 (P. 618)





CEILING

# MASHIKO

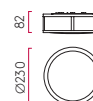
IP44 ZONES ② ③  

## ROUND

230

**PC** 7179

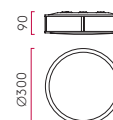
E27 1 x 60w max (excl.)▼



300

**PC** 7077

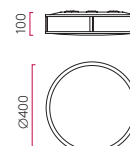
E27 1 x 60w max (excl.)▼



400

**PC** 7421

E27 3 x 42w max (excl.)▼



▼ Can also be fitted with/vous pouvez également utiliser/kann auch verwendet werden mit/compatibile anche con: ● E27 LED - ref:1970 (P. 618)





MASHIKO 200 (0890)

# MASHIKO

IP44 ZONES ②③

200

PC 0890 Br 0993 E27 1 x 60w max (excl.)

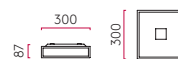


MASHIKO 200

300

PC 0584 Br 0639 2G11 2 x 18w (excl.)\*

PC 7100 LED 14.3w (incl.) 3000K CRI 80 1050 lm (Driver incl.)



MASHIKO 300

CLASSIC 300

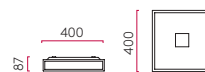
PC 0681 E27 2 x 60w max (excl.)



MASHIKO CLASSIC 300

400

PC 0891 PB 0969 E27 4 x 40w max (excl.)




MASHIKO 400

▼ Can also be fitted with / vous pouvez également utiliser / kann auch verwendet werden mit / compatibile anche con: ● E27 LED - ref: 1970 (P. 618)

\* see page 617









CEILING

# TAKETA

IP44 ZONES ②③

PC 0821 MN 0820

E14 2 x 60w max (excl.)<sup>▼</sup>  

NEW



LED

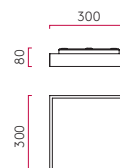
PC 7159 MN 7160

● LED 17.7w (incl.) 3000K CRI 85 820 lm (Driver incl.) 

PLUS

MN 0934

4pin2D 1 x 28w max (excl.)\*  



▼ Can also be fitted with / vous pouvez également utiliser / kann auch verwendet werden mit / compatibile anche con: ● E27 LED - ref: 1970 (P. 618)

\* see page 617





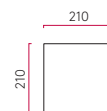
CEILING

# VOLOS 210

IP54 ZONES ②③

Wh 7350

● LED 17w (Incl.) 3000K CRI 80 1238 lm 500mA (Driver excl.)\*



The Volos must be installed before plastering. / La Volos doit être impérativement installée avant plafonnage. / Die Volos muss vor dem Verputzen eingebaut werden. / La Volos deve essere installata prima della posa del controsoffitto.

\*see page 617 - ref: 1833/1835/1836





STRATA

CEILING

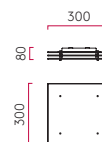
# STRATA






Fr 0291

G9 2 x 40w max (excl.) ▼



Can also be fitted with/vous pouvez également utiliser/kann auch verwendet werden mit/compatibile anche con:  
 ▼ ● G9 LED - ref: 1877 (P. 618)



# PENDANTS

Lampes Suspendues / Anhänger / Lampade a sospensione



ROCCA  
P. 463



RAFINA  
P. 465



MARTINA 5  
P. 467



MARTINA 3  
P. 467



**NEW**  
GINESTRA 300  
P. 469



**NEW**  
GINESTRA 400  
P. 469



ATELIER 150/200  
P. 471



JOEL 170/270  
P. 473



**NEW**  
HOMEFIELD 360  
P. 475



**LED**  
ARIANA  
P. 477



ITHACA 240/285  
P. 479



NIMIS 260/350  
P. 481



NEVADA 150/220  
P. 483



CORTONA 240/320  
P. 485



ZEPP0 300  
P. 487



ZEPP0 400  
P. 487



OSCA  
ROUND 200  
P. 489



OSCA  
SQUARE 200  
P. 489



OSCA  
ROUND 400  
P. 489



OSCA  
SQUARE 400  
P. 489



TAG 500 (4153 + 7070)

DRUM 500 (4157 + 7070)

DRUM 400 PLEATED (4164 + 7070)





# PENDANTS SHADES & BASES

Pendants, abat jours et bases / Hängeleuchten, Schirme und Baldachine / Lampade a sospensione, paralumi e basi

DRUM 420 (4092 + 7196)

TAG 500 (4155 + 7196)

TUBE 600 (4087 + 7196)



## PENDANT SHADES

nuances pendentif / Anhänger Schattierungen / sfumature ciondolo

	DRUM 420	DRUM 500	DRUM 400 PLEATED	DRUM 500 PLEATED	TAG 400	TAG 500	TUBE 600
Wh	4090	4156	4162	4165	4086	4153	4087
Blk	4091	4157	4163	4166	4085	4154	----
Oy	4092*	4158*	----	----	----	----	4089*
Pu	----	----	4164	4167	4152	4155	----

h:250		h:250		h:230		h:230		h:230		h:230		h:600	
Ø: 420		Ø: 500		Ø: 400		Ø: 500		Ø: 400		Ø: 500		Ø: 170	

P 459: SPECIAL COLOURS: Couleurs spéciales / Sonderfarben / Colori speciali

SHADES MAY VARY FROM BATCH TO BATCH

Les teintes peuvent varier d'un lot à / Schattierungen können von Charge zu Charge variieren / Shades possono variare da lotto a lotto

# COLOUR OPTIONS




Options de couleurs / Farboptionen / Opzioni di colore

**Wh** White  
blanc  
weiß  
bianco

**Oy** \* Oyster  
oyster  
oyster  
madreperlato

**Bk** Black  
noir  
schwarz  
nero

**Pu** Putty  
putty  
Putty  
putty



PENDANTS

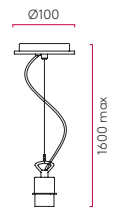
# SPECIAL COLOUR OPTIONS

Couleurs spéciales / Sonderfarben / Colori speciali





## SUSPENSION KIT 1



PC 7070 MN 7069

E27 1 x 60w max (excl.)▼

SUSPENSION KIT 1

## LOOPING BLOCK

PC 7071 MN 7072

FOR USE WITH / CONVIENT  
 POUR / ZUR VERWENDUNG MIT  
 / DA UTILIZZARE CON: PENDANT  
 SUSPENSION KIT 1 (7069, 7070), ZEPP  
 PENDANT 300 (0965), ITHACA (7346,  
 7347) CORTONA (7245, 7246), NIMIS  
 (7366, 7365) & NEVADA (7368, 7367)





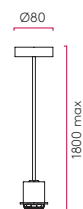
PENDANTS

# SUSPENSION KIT 2



**MN** 7196   **Wh** 7197

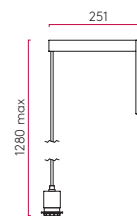
E27 1 x 60w max (excl.)▼



SUSPENSION KIT 2

▼ Can also be fitted with/vous pouvez également utiliser/kann auch verwendet werden mit/compatibile anche con: ● E27 LED - ref:1970 (P. 618)





# ROCCA



**PC** 7034   **Br** 7035

E27 1 x 60w max (excl.) ▼

▼ Can also be fitted with/vous pouvez également utiliser/kann auch verwendet werden mit/compatibile anche con: ● E27 LED - ref:1970 (P. 618)

	DRUM 420	TAG 400	TUBE 600
Wh	4090	4086	4087
Bk	4091	4085	----
Oy	4092	----	4089
Pu	----	4152	----

h:250		h:230		h:600	
	Ø: 420		Ø: 400		Ø: 170

● P 458: SPECIAL COLOURS:  
Couleurs spéciales / Sonderfarben / Colori speciali







7154 + 4132

PENDANTS

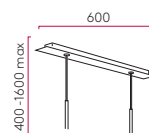
# RAFINA



**MN** 7154    **Br** 7155

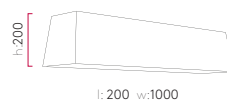
E27 3 x 60w max (excl.) ▼

▼ Can also be fitted with/vous pouvez également utiliser/kann auch verwendet werden mit /compatibile anche con: ● E27 LED - ref: 1970 (P. 618)



## RAFINA SHADE

- Wh** 4132
- Bk** 4133
- Oy** 4134



● **P 458: SPECIAL COLOURS:**  
Couleurs spéciales / Sonderfarben / Colori speciali





MARTINA 3 (7082 + 4021)

PENDANTS

# MARTINA



3

**MN** 7082 E14 3 x 60w max (excl.)▼

5

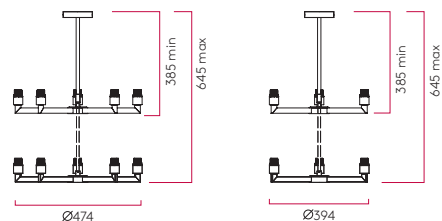
**MN** 7087 E14 5 x 60w max (excl.)▼

	AZUMI / MOMO ROUND	TAPERED DRUM 135	AZUMI SQUARE	LAMBRO	DRUM 250*
Wh	4020	4049	4018	4028	4093
Bk	4021	4050	4019	----	4094
Oy	4038	4064	4037	4043	4095
Pu	4172	----	4171	----	4173

Ø: 215	Ø: 177	w: 175	w: 125	Ø: 250

**P 259: SPECIAL COLOURS** Couleurs spéciales / Sonderfarben / Colori speciali



▼ Can also be fitted with /vous pouvez également utiliser /kann auch verwendet werden mit / compatibile anche con: ● E14 LED - ref: 1873 (P. 618)

\*DRUM 250 FOR USE WITH MARTINA 3 ONLY

Drum 250 pour utilisation avec martina 3 seulement / Drum 250 für die verwendung mit martina 3 nur / Drum 250 per uso con martina 3 solo





GINESTRA 400 (7456)



7521



NEW

7810

PENDANTS

# GINESTRA



300

NEW

**Bk** 7455   **LG** 7520   **Wh** 7810

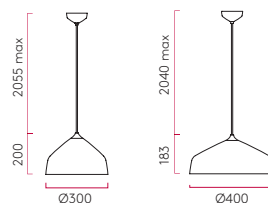
E27 1 x 42w max (excl.)▼

400

NEW

**Bk** 7456   **LG** 7521   **Wh** 7811

E27 1 x 72w max (excl.)▼



▼ Can also be fitted with /vous pouvez également utiliser /kann auch verwendet werden mit /compatibile anche con:  
 ● E27 LED - ref: 1970 (P. 618)





7513



7518

PENDANTS

# ATELIER



## PENDANT

150

**PA** 7513   **Wh** 7514   **Bk** 7515

E27 1 x 42w max (excl.)▼

200

**PA** 7516   **Wh** 7517   **Bk** 7518

E27 1 x 72w max (excl.)▼

P. 264



P. 265



P. 471



P. 471



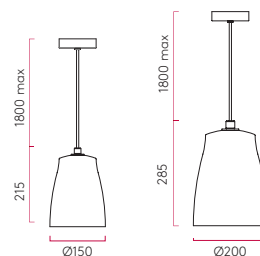
P. 393



P. 395



P. 395



▼ Can also be fitted with/vous pouvez également utiliser/kann auch verwendet werden mit/compatibile anche con:  
● E27 LED - ref: 1970 (P.618)







PENDANTS

# JOEL



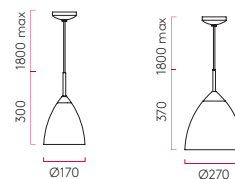
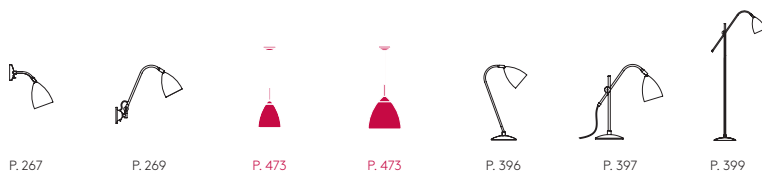
## PENDANT

170

**PC** 7195   **BK** **PC** 7194   **Cr** 7193   E27 1 x 42w max (excl.)▼

270

**PC** 7416   **BK** **PC** 7415   **Cr** 7417   E27 1 x 72w max (excl.)▼



▼ Can also be fitted with/vous pouvez également utiliser / kann auch verwendet werden mit / compatibile anche con:  
 ● E27 LED - ref: 1970 (P. 618)





7207



7814

PENDANTS

# HOMEFIELD

□ IP23    ⚡    ⌚

## PENDANT

**Bk** 7207

E27 1 x 60w max (excl.)▼

NEW

## PENDANT 360

**Bk** 7814

E27 1 x 60w max (excl.)▼



PENDANT



PENDANT 360

▼ Can also be fitted with /vous pouvez également utiliser/ kann auch verwendet werden mit/ compatibile anche con: ● E27 LED - ref: 1970 (P. 618)





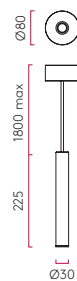
PENDANTS

# ARIANA



AA 7407 Wh 7408

● LED 3w (incl.) 2700K CRI 80 128 lm (Driver incl.)







ITHACA 285 (7347)

PENDANTS

# ITHACA



240

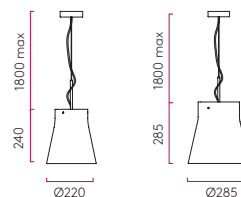
PC WG 7346

E27 1x 60w max (excl.)▼

285

PC WG 7347

E27 1x 60w max (excl.)▼



▼ Can also be fitted with /vous pouvez également utiliser/ kann auch verwendet werden mit/ compatibile anche con: ● E27 LED - ref: 1970 (P. 618)







NIMIS 260 (7366)

PENDANTS

# NIMIS



260

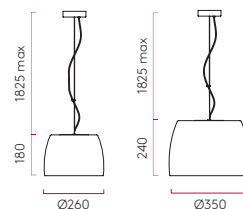
PC WG 7366

E27 1x 60w max (excl.)▼

350

PC WG 7365

E27 1x 60w max (excl.)▼



▼ Can also be fitted with /vous pouvez également utiliser/ kann auch verwendet werden mit/compatibile anche con: ● E27 LED - ref: 1970 (P. 618)





PENDANTS

# NEVADA



150

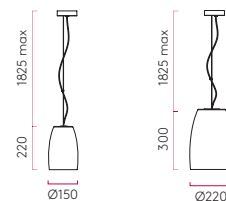
PC WG 7368

E27 1 x 60w max (excl.)

220

PC WG 7367

E27 1 x 60w max (excl.)



▼ Can also be fitted with / vous pouvez également utiliser / kann auch verwendet werden mit / compatibile anche con: ● E27 LED - ref: 1970 (P. 618)





CORTONA 240 (7245)

PENDANTS

# CORTONA



240

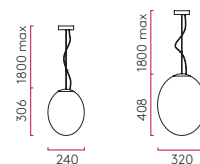
**WG** 7245

E27 1 x 60w max (excl.)▼

320

**WG** 7246

E27 1 x 60w max (excl.)▼



▼ Can also be fitted with /vous pouvez également utiliser/ kann auch verwendet werden mit/compatibile anche con: ● E27 LED - ref: 1970 (P. 618)





ZEPP0 PENDANT 300 (0965)



7094

PENDANTS

# ZEPP0



## PENDANT

300

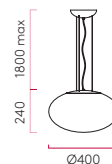
**PC WG** 0965

E27 1 x 60w max (excl.)▼

400

**Wh WG** 7094


E27 1 x 100w max (excl.)▼




▼ Can also be fitted with /vous pouvez également utiliser/ kann auch verwendet werden mit/compatibile anche con: ● E27 LED - ref: 1970 (P. 618)







7004



7387

# OSCA PENDING



## ROUND

200

**P** 7003

E27 1 x 20w max (excl.)▼

400

**P** 7386

GU10 1 x 13w max (excl.)▼

## SQUARE

200

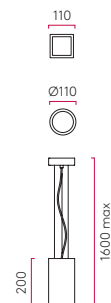
**P** 7004

E27 1 x 20w max (excl.)▼

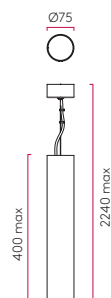
400

**P** 7387

GU10 1 x 13w max (excl.)▼



OSCA PENDING 200



OSCA PENDING 400

Can also be fitted with/vous pouvez également utiliser/kann auch verwendet werden mit/compatibile anche con:  
 ▼● E27 LED - ref: 1970 (P. 618)    ▼▼● GU10 LED - ref: 1704 (P. 618)





SAMOS ROUND (7472)



SAMOS SQUARE (5682)



BRESSA (0582)

# SAMOS



## ROUND

AA 5683 Wh 7472

● LED 1 x 5w (incl.) 3000k CRI 80 230v

AA 5718 Wh 7539

● LED 1 x 5w (incl.) 2700k CRI 80 230v



SAMOS ROUND

## SQUARE

AA 5682 Wh 7473

● LED 1 x 5w (incl.) 3000k CRI 80 230v

AA 5717 Wh 7540

● LED 1 x 5w (incl.) 2700k CRI 80 230v



SAMOS SQUARE

# BRESSA



SC 0582

GX53 1 x 9w max (excl.)\*



BRESSA

\* see page 617\*



# DOWNLIGHTS

Downlights / Downlights / faretti



LED

OSCA 140  
ROUND/SQUARE  
P. 495



OSCA 200  
ROUND/SQUARE  
P. 495



LED

OSCA 140  
ADJ ROUND  
P. 497



LED

OSCA 140  
ADJ SQUARE  
P. 497



LED

OSCA 140 ADJ TWIN  
P. 497



LED

OSCA LED ROUND  
P. 499



LED

OSCA LED SQUARE  
P. 499



LED

TRIMLESS ROUND  
/FIXED ADJ  
P. 501



LED

TRIMLESS SQUARE  
/FIXED ADJ  
P. 503



LED

TRIMLESS TWIN ADJ  
P. 503



BLANCO ADJ  
ROUND/SQUARE  
P. 504



BLANCO ADJ TWIN  
P. 505



BLANCO ROUND  
/SQUARE  
P. 506



BLANCO TWIN  
P. 507



BLANCO 45°  
P. 507



LED

APRILIA ADJ  
ROUND  
P. 509



LED

APRILIA ADJ  
SQUARE  
P. 509



LED

APRILIA ADJ TWIN  
P. 511



TARO ADJ TWIN  
P. 513



TARO ADJ TRIPLE  
P. 513



TARO ADJ QUAD  
P. 513



TARO ROUND  
FIXED/ADJ  
P. 515



TARO SQUARE  
FIXED/ADJ  
P. 517



LED

ELVA  
P. 518



LED

LENTA FIXED  
P. 519



LED

LENTA ADJ  
P. 519




LED

MINIMA ROUND  
FIXED/ADJ  
P. 521



MINIMA SQUARE  
FIXED/ADJ  
P. 523





# OSCA



## ROUND

140

**P** 5646

● GU10 LED 1 x 6w max (excl.) ▼



200

**P** 7011

E27 1 x 20w max (excl.) ▼



## SQUARE

140

**P** 5647

● GU10 LED 1 x 6w max (excl.) ▼



200

**P** 7010

E27 1 x 20w max (excl.) ▼



▼ Can also be fitted with/vous pouvez également utiliser/kann auch verwendet werden mit/compatibile anche con: ● GU10 LED - ref:1704 (P. 618) ● E27 LED - ref:1970 (P. 618)







# OSCA 140



## ADJUSTABLE

### ROUND

**P** 5685

● GU10 LED 1 x 6w max (excl.)▼

### SQUARE

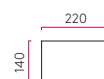
**P** 5686

● GU10 LED 1 x 6w max (excl.)▼

### TWIN

**P** 5684

● GU10 LED 2 x 6w max (excl.)▼



▼ Can also be fitted with/vous pouvez également utiliser/kann auch verwendet werden mit/compatibile anche con: ● GU10 LED - ref:1704 (P. 618)





OSCA LED ROUND (7259)



OSCA LED SQUARE (7049)

DOWNLIGHTS

# OSCA LED



## ROUND

**Wh** 7259   **Bk** 7618

● LED 12w (Incl.) 2700K CRI 85 611lm 230v



## SQUARE

**Wh** 7049   **Bk** 7617


● LED 12w (Incl.) 2700K CRI 85 611lm 230v



### LEADING EDGE DIMMABLE

Le bord d'attaque dimmable / Vorderkante dimmbar / Leader dimmerabile bordo





# TRIMLESS

## ROUND FIXED

	LAMP	W. MAX	K	CRI	Lm	DRIVER/TRANSF.	CLASS						
<b>Wh</b> 5623	GU5.3	50w excl.				Transf. excl.*		Ø86	●	●	●	●	●
<b>Wh</b> 5624	GU10	50w excl.▼						Ø86	●		●	●	●
<b>Wh</b> 5702	LED	7.4w incl.	2700	80	445	700mA excl.		Ø86	●			●	

## ROUND ADJUSTABLE

	LAMP	W. MAX	K	CRI	Lm	DRIVER/TRANSF.	CLASS						
<b>Wh</b> 5679	GU10	50w excl.▼						Ø111	●			●	
<b>Wh</b> 5700	LED	7.4w incl.	2700	80	445	700mA excl.		Ø80			●	●	



5623 | 5624



5702



5679



5700

The Trimless range must be installed before plastering. / La gamme Trimless doit être impérativement installée avant plafonnage. / Die Trimless Produktreihe muss vor dem Verputzen eingebaut werden. / La linea Trimless deve essere installata prima della posa del controsoffitto.

**FIRE RATED** | Our fire rated downlights comply with all the latest building regulations: Part B - Fire Safety. 90 MIN BS 476: PART 21 | The downlights have been tested to provide a minimum of 90 minutes fire protection (BS 476: part 21).

▼ Can also be fitted with /vous pouvez également utiliser / kann auch verwendet werden mit / compatible anche con: ● GU10 LED - ref: 1704 (P.618)

\*See page 617





# TRIMLESS

## SQUARE FIXED

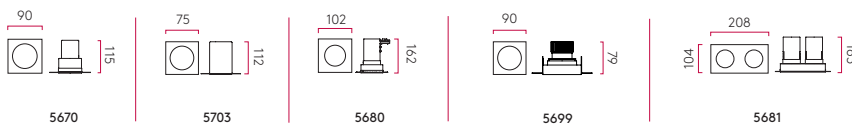
	LAMP	W . MAX	K	CRI	Lm	DRIVER/TRANSF.	CLASS					
<b>Wh</b> 5670	GU10	50w excl.▼					W:95 L:95	●				●
<b>Wh</b> 5703	LED	7.4w incl.	2700	80	445	700mA excl.	W:95 L:95	●				●

## SQUARE ADJUSTABLE

	LAMP	W . MAX	K	CRI	Lm	DRIVER/TRANSF.	CLASS					
<b>Wh</b> 5680	GU10	50w excl.▼					W:100 L:95	●				●
<b>Wh</b> 5699	LED	7.4w incl.	2700	80	445	700mA excl.	W:100 L:95	●				●

## TWIN ADJUSTABLE

	LAMP	W . MAX	K	CRI	Lm	DRIVER/TRANSF.	CLASS					
<b>Wh</b> 5681	GU10	2x50w excl.▼					W:111 L:215	●				●



### FIRE RATED | 90 MIN BS 476: PART 21

Our fire rated downlights comply with all the latest building regulations:

Part B - Fire Safety.  
The downlights have been tested to provide a minimum of 90 minutes fire protection (BS 476: part 21).

The Trimless range must be installed before plastering./  
La gamme Trimless doit être impérativement installée avant plafonnage./ Die Trimless Produktreihe muss vor dem Verputzen eingebaut werden. /La linea Trimless deve essere installata prima della posa del controsoffitto.

▼ Can also be fitted with/vous pouvez également utiliser/kann auch verwendet werden mit/compatibile anche con: ● GU10 LED - ref:1704 (P. 618)



BLANCO ADJ ROUND (7343)

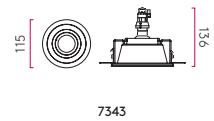


BLANCO ADJ SQUARE (7345)

# BLANCO

## ROUND ADJUSTABLE

	LAMP	W. MAX	K	CRI	Lm	DRIVER/TRANSF.	CLASS					
<b>P</b> 7343	GU10	50w excl. ▼						Ø150				●



7343


## SQUARE ADJUSTABLE

	LAMP	W. MAX	K	CRI	Lm	DRIVER/TRANSF.	CLASS					
<b>P</b> 7345	GU10	50w excl. ▼						W:150 L:150				●



7345





BLANCO ADJ TWIN (7344)

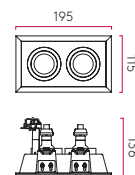
DOWNLIGHTS

# BLANCO

## TWIN ADJUSTABLE

	LAMP	W . MAX	K	CRI	Lm	DRIVER/TRANSF.	CLASS					
<b>P</b> 7344	GU10	2x50w excl.▼										
												●

W:230  
L:150



7344

**THE BLANCO RANGE IS IDEALLY INSTALLED AFTER PLASTERING, REQUIRING ONLY MINIMAL FILLING AFTER INSTALLATION.**  
 La gamme Blanco est idéalement installée après le plafonnage et requiert un minimum de finition. / Die Blanco Produktpalette sollte idealerweise nach dem Verputzen eingebaut werden, da sie nach der Installation nur eine minimale Auffüllung erfordern. / La linea Blanco può essere installata dopo la posa del controsoffitto, richiede solo una stuccatura finale.

▼ Can also be fitted with/vous pouvez également utiliser/kann auch verwendet werden mit/compatibile anche con: ● GU10 LED - ref:1704 (P.618)



BLANCO ROUND (5657)

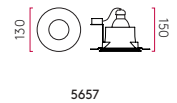


BLANCO SQUARE (5655)

# BLANCO

## ROUND

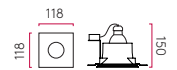
	LAMP	W . MAX	K	CRI	Lm	DRIVER/TRANSF.	CLASS					
<b>P</b> 5657	GU10	50w excl.▼							Ø131			●



5657

## SQUARE

	LAMP	W . MAX	K	CRI	Lm	DRIVER/TRANSF.	CLASS					
<b>P</b> 5655	GU10	50w excl.▼							W:120 L:120			●



7655

**THE BLANCO RANGE IS IDEALLY INSTALLED AFTER PLASTERING, REQUIRING ONLY MINIMAL FILLING AFTER INSTALLATION.**

La gamme Blanco est idéalement installée après le plafonnage et requiert un minimum de finition. / Die Blanco Produktpalette sollte idealerweise nach dem Verputzen eingebaut werden, da sie nach der Installation nur eine minimale Auffüllung erfordern. / La linea Blanco può essere installata dopo la posa del controsoffitto, richiede solo una stuccatura finale.

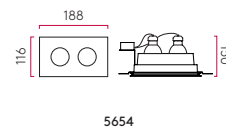


BLANCO ADJ TWIN (5654)

# BLANCO

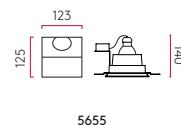
## TWIN

	LAMP	W . MAX	K	CRI	Lm	DRIVER/TRANSF.	CLASS					
<b>P</b> 5654	GU10	2x50w excl.▼									●	●



## 45°

	LAMP	W . MAX	K	CRI	Lm	DRIVER/TRANSF.	CLASS					
<b>P</b> 5656	GU10	50w excl.▼									●	



▼ Can also be fitted with/vous pouvez également utiliser/kann auch verwendet werden mit/compatibile anche con: ● GU10 LED - ref:1704 (P. 618)





# APRILIA

## ROUND ADJUSTABLE

	LAMP	W . MAX	K	CRI	Lm	DRIVER/TRANSF.	CLASS					
<b>Wh</b> 5691	LED	7w incl.	3000			350mA excl.▼		Ø85				●
<b>AA</b> 5722	LED	7w incl.	2700			350mA excl.▼		Ø85				●
<b>Wh</b> 5725	LED	6.1w incl.	2700	80	410	350mA excl.▼		Ø92	●			●
<b>Wh</b> 5750	LED	6.1w incl.	3000	80	410	350mA excl.▼		Ø85				●
<b>Wh</b> 5759	LED	6.1w incl.	2700	80	410	350mA excl.▼		Ø85				●

## SQUARE ADJUSTABLE

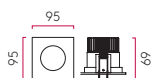
	LAMP	W . MAX	K	CRI	Lm	DRIVER/TRANSF.	CLASS					
<b>Wh</b> 5693	<b>AA</b> 5694	LED	7w incl.	3000	80	410	350mA excl.▼		Ø85			● ●
<b>Wh</b> 5723	<b>AA</b> 5724	LED	7w incl.	2700		350mA excl.▼		Ø85				● ●
<b>Wh</b> 5726		LED	6.1w incl.	2700	80	410	350mA excl.▼		Ø92	●		● ●
<b>Wh</b> 5761		LED	6.1w incl.	2700	80	410	350mA excl.▼	Ø85				● ●

**FIRE RATED**  
90 MIN BS 476: PART 21

Our fire rated downlights comply with all the latest building regulations: Part B - Fire Safety. The downlights have been tested to provide a minimum of 90 minutes fire protection (BS 476: part 21).



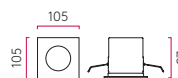
5750 | 5691 | 5759 | 5722



5693 | 5694 | 5761 | 5724 | 5723



5725



5726

▼ See page 617





# APRILIA

## TWIN ADJUSTABLE

✦ 5757 - Replacing (5719) during 2016

	LAMP	W . MAX	K	CRI	Lm	DRIVER/TRANSF.	CLASS					
<b>Wh</b> 5688 <b>AA</b> 5690	LED	2x7w incl.	3000			350mA excl.▼		W:165 L:85				●
<b>Wh</b> 5719 <b>AA</b> 5720	LED	2x7w incl.	2700			350mA excl.▼		W:165 L:85				●
<b>Wh</b> 5757 ✦	LED	2x6.1w incl.	2700	80	820	350mA excl.▼		W:165 L:85				●
<b>Wh</b> 5749	LED	2x6.1w incl.	3000	80	820	350mA excl.▼		W:165 L:85				●









TARO QUAD (5664)



TARO TWIN (5648)

# TARO

## TWIN ADJUSTABLE

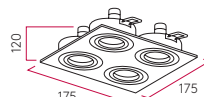
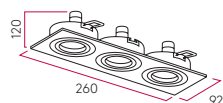
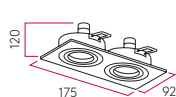
	LAMP	W . MAX	K	CRI	Lm	DRIVER/TRANSF.	CLASS					
<b>Wh</b> 5648 <b>BA</b> 5649	GU10	2x50w excl.▼					W:155 L:80	●				
<b>Wh</b> 5710 <b>BA</b> 5709	GU10	2x50w excl.▼					W:175 L:82	●				●

## TRIPLE ADJUSTABLE

	LAMP	W . MAX	K	CRI	Lm	DRIVER/TRANSF.	CLASS					
<b>Wh</b> 5650 <b>BA</b> 5651	GU10	3x50w excl.▼					W:235 L:80	●				

## QUAD ADJUSTABLE

	LAMP	W . MAX	K	CRI	Lm	DRIVER/TRANSF.	CLASS					
<b>Wh</b> 5663 <b>BA</b> 5664	GU10	4x50w excl.▼					W:163 L:160	●				



**FIRE RATED** | Our fire rated downlights comply with all the latest building regulations: Part B - Fire Safety, 90 MIN BS 476- PART 21 | The downlights have been tested to provide a minimum of 90 minutes fire protection (BS 476; part 21).

▼ Can also be fitted with/vous pouvez également utiliser /kann auch verwendet werden mit /compatibile anche con: ● GU10 LED - ref:1704 (P. 618)





# TARO

## ROUND FIXED

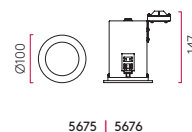
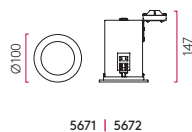
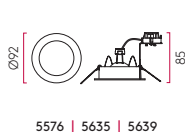
	LAMP	W . MAX	K	CRI	Lm	DRIVER/TRANSF.	CLASS					
<b>BA</b> 5576	GU5.3	50w excl.▼				Transf. excl.*	II	Ø80	●		●	
<b>BA</b> 5635 <b>Wh</b> 5639	GU10	50w excl.▼					I	Ø80			●	
<b>BA</b> 5671 <b>Wh</b> 5672	GU10	50w excl.▼					I	Ø85	●		●	

## ROUND ADJUSTABLE

	LAMP	W . MAX	K	CRI	Lm	DRIVER/TRANSF.	CLASS					
<b>BA</b> 5574	GU5.3	50w excl.▼				Transf. excl.*	II	Ø80		●	●	
<b>BA</b> 5637 <b>Wh</b> 5641	GU10	50w excl.▼					I	Ø80			●	
<b>BA</b> 5675 <b>Wh</b> 5676	GU10	50w excl.▼					I	Ø85	●		●	

**FIRE RATED**  
90 MIN BS 476: PART 21

Our fire rated downlights comply with all the latest building regulations: Part B - Fire Safety. The downlights have been tested to provide a minimum of 90 minutes fire protection (BS 476: part 21).



▼ Can also be fitted with/vous pouvez également utiliser/kann auch verwendet werden mit/compatibile anche con: ● GU10 LED - ref:1704 (P. 618) ● GU5.3 LED - ref: 1714 (P. 618)

\* (Transformer excl.) - ref: 1227





# TARO

## SQUARE FIXED

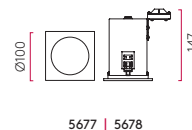
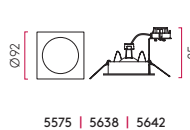
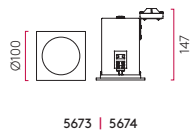
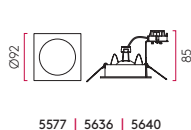
	LAMP	W . MAX	K	CRI	Lm	DRIVER/TRANSF.	CLASS					
<b>BA</b> 5577	GU5.3	50w excl.▼				Transf. excl.*	II	Ø80	●	●		
<b>BA</b> 5636 <b>Wh</b> 5640	GU10	50w excl.▼					I	Ø80			●	
<b>BA</b> 5673 <b>Wh</b> 5674	GU10	50w excl.▼					I	Ø85	●		●	

## SQUARE ADJUSTABLE

	LAMP	W . MAX	K	CRI	Lm	DRIVER/TRANSF.	CLASS					
<b>BA</b> 5575	GU5.3	50w excl.▼				Transf. excl.*	II	Ø80	●	●		
<b>BA</b> 5638 <b>Wh</b> 5642	GU10	50w excl.▼					I	Ø80			●	
<b>BA</b> 5677 <b>Wh</b> 5678	GU10	50w excl.▼					I	Ø85	●		●	

**FIRE RATED**  
90 MIN BS 476: PART 21

Our fire rated downlights comply with all the latest building regulations: Part B - Fire Safety. The downlights have been tested to provide a minimum of 90 minutes fire protection (BS 476: part 21).



▼ Can also be fitted with/vous pouvez également utiliser/kann auch verwendet werden mit/compatibile anche con: ● GU10 LED - ref:1704 (P. 618) ● GU5.3 LED - ref:1714 (P. 618)

\* (Transformer excl.) - ref: 1227 \*see page 617



# ELVA

	LAMP	W . MAX	K	CRI	Lm	DRIVER/TRANSF.	CLASS					
<b>Wh</b> 5633	LED	9.6w incl.	3000	80	333	700mA excl.*		Ø100			●	
<b>Wh</b> 5716	LED	9.6w incl.	2700	80		700mA excl.*		Ø100			●	



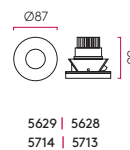
5633 | 5716



# LENTA

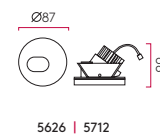
## FIXED

	LAMP	W . MAX	K	CRI	Lm	DRIVER/TRANSF.	CLASS					
<b>Wh</b> 5629	LED	7.2w incl.	3000	80	250	700mA excl.*		Ø75				●
<b>Wh</b> 5714 <b>PS</b> 5713	LED	7.2w incl.	2700	80	250	700mA excl.*		Ø75				



## ADJUSTABLE

	LAMP	W . MAX	K	CRI	Lm	DRIVER/TRANSF.	CLASS					
<b>PS</b> 5626	LED	7.2w incl.	3000	80	230	700mA excl.*		Ø75				●
<b>Wh</b> 5712	LED	7.2w incl.	2700	80	230	700mA excl.*		Ø75				



\* see page 617







ROUND ADJUSTABLE (5665)

# MINIMA

## ROUND FIXED

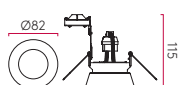
	LAMP	W . MAX	K	CRI	Lm	DRIVER/TRANSF.	CLASS					
<b>Wh</b> 5625	GU5.3	50w excl.▼				Transf. excl.*		Ø75	●		●	
<b>Wh</b> 5643	GU10	50w excl.▼						Ø75			●	
<b>Wh</b> 5741	GU10	50w excl.▼						Ø92	●		●	
<b>Wh</b> 5701	LED	7.4w incl.	2700	80	530	700mA excl.*		Ø75		●	●	

## ROUND ADJUSTABLE

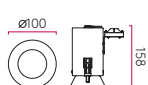
	LAMP	W . MAX	K	CRI	Lm	DRIVER/TRANSF.	CLASS					
<b>Wh</b> 5666	GU5.3	50w excl.▼				Transf. excl.*		Ø75	●		●	
<b>Wh</b> 5665	GU10	50w excl.▼						Ø75			●	
<b>Wh</b> 5739	GU10	50w excl.▼						Ø92	●		●	

FIRE RATED  
90 MIN BS 476: PART 21

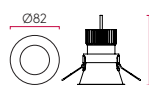
Our fire rated downlights comply with all the latest building regulations: Part B - Fire Safety. The downlights have been tested to provide a minimum of 90 minutes fire protection (BS 476: part 21).



5625 | 5643



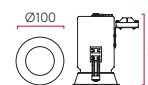
5741



5701



5666 | 5665



5739

▼ Can also be fitted with/vous pouvez également utiliser/kann auch verwendet werden mit/compatibile anche con: ● GU10 LED - ref:1704 (P. 618) ● GU5.3 LED - ref: 1714 (P. 618)

\* (Transformer excl.) - ref: 1227 \*see page 617





# MINIMA

## SQUARE FIXED

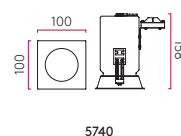
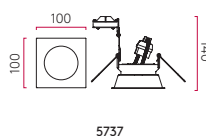
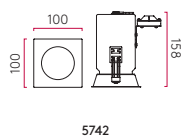
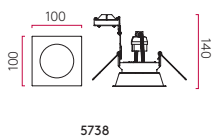
	LAMP	W. MAX	K	CRI	Lm	DRIVER/TRANSF.	CLASS					
<b>Wh</b> 5738	GU10	50w excl.▼						W:92 L:92				●
<b>Wh</b> 5742	GU10	50w excl.▼						W:92 L:92	●			●

## SQUARE ADJUSTABLE

	LAMP	W. MAX	K	CRI	Lm	DRIVER/TRANSF.	CLASS					
<b>Wh</b> 5737	GU10	50w excl.▼						W:92 L:92				●
<b>Wh</b> 5740	GU10	50w excl.▼						W:92 L:92	●			●

FIRE RATED  
90 MIN BS 476 - PART 21

Our fire rated downlights comply with all the latest building regulations: Part B - Fire Safety. The downlights have been tested to provide a minimum of 90 minutes fire protection (BS 476: part 21).



▼ Can also be fitted with/vous pouvez également utiliser/kann auch verwendet werden mit/compatibile anche con: ● GU10 LED - ref:1704 (P. 618)

\* see page 617

# SPOTLIGHTS

Spots / Spotlights / Riflettori Orientabili





ASCOLI SINGLE  
P. 527



ASCOLI TRIPLE ROUND  
P. 529



ASCOLI TRIPLE BAR  
P. 527



**NEW**  
ASCOLI 4 BAR  
P. 529



POLAR SINGLE  
P. 531



POLAR TRIPLE SQUARE  
P. 531



POLAR TRIPLE BAR  
P. 531



OVALE SINGLE  
P. 532



OVALE TRIPLE ROUND  
P. 532



MONTANA SINGLE  
P. 533



MONTANA TRIPLE BAR  
P. 533



MONTANA FOUR BAR  
P. 533



SCALA SINGLE  
/ SWITCHED  
P. 534



SCALA TRIPLE ROUND  
P. 534



MAGNA SINGLE  
P. 535



MAGNA TRIPLE BAR  
P. 535



EXEL TRIPLE BAR  
P. 536



ALTONA  
P. 537





# ASCOLI



## SINGLE

Wh 6142

GU10 1 x 50w max (excl.) ▼ 



## TRIPLE ROUND

Wh 6143

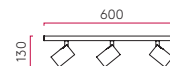
GU10 3 x 50w max (excl.) ▼ 



## TRIPLE BAR

Wh 6144

GU10 3 x 50w max (excl.) ▼ 



## 4 BAR

NEW

Wh 7843

GU10 4 x 50w max (excl.) ▼ 



▼ Can also be fitted with/vous pouvez également utiliser/kann auch verwendet werden mit/compatibile anche con: ● GU10 LED - ref:1704 (P. 618)







# ASCOLI



## SINGLE

Br 6145

GU10 1 x 50w max (excl.) ▼



## TRIPLE ROUND

Br 6146

GU10 3 x 50w max (excl.) ▼



## TRIPLE BAR

Br 6147

GU10 3 x 50w max (excl.) ▼



## 4 BAR

NEW

Br 7844

GU10 4 x 50w max (excl.) ▼



▼ Can also be fitted with/vous pouvez également utiliser/kann auch verwendet werden mit/compatibile anche con: ● GU10 LED - ref:1704 (P. 618)

SPOTLIGHTS





6006



6005



6004

# POLAR



## SINGLE

Wh 6004

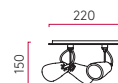
GU10 1 x 50w max (excl.) ▼



## TRIPLE SQUARE

Wh 6005

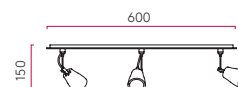
GU10 3 x 50w max (excl.) ▼



## TRIPLE BAR

Wh 6006

GU10 3 x 50w max (excl.) ▼



▼ Can also be fitted with/vous pouvez également utiliser/kann auch verwendet werden mit/compatibile anche con: ● GU10 LED - ref:1704 (P. 618)



OVALE SINGLE



OVALE TRIPLE ROUND

# OVALE



## SINGLE

Wh 6113

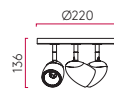
GU10 1 x 50w max (excl.) ▼



## TRIPLE ROUND

Wh 6114

GU10 3 x 50w max (excl.) ▼





6058



6009



6008

# MONTANA



## SINGLE

**BA** 6008

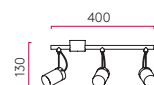
GU10 1 x 50w max (excl.) ▼



## TRIPLE BAR

**BA** 6009

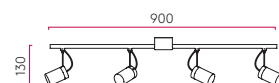
GU10 3 x 50w max (excl.) ▼



## FOUR BAR

**BA** 6058

GU10 4 x 50w max (excl.) ▼



▼ Can also be fitted with/vous pouvez également utiliser/kann auch verwendet werden mit/compatibile anche con: ● GU10 LED - ref:1704 (P. 618)



SCALA SINGLE SWITCHED (6108)



TRIPLE ROUND (6042)

# SCALA



## SINGLE

**BA** 6050

GU10 1 x 50w max (excl.) ▼



## SINGLE SWITCHED

**BA** 6108

GU10 1 x 50w max (excl.) ▼ 



## TRIPLE ROUND


**BA** 6042

GU10 3 x 50w max (excl.) ▼





MAGNA TRIPLE BAR (6122)



MAGNA SINGLE (6119)



6128

# MAGNA



## SINGLE

**MN** 6128   **Br** 6119

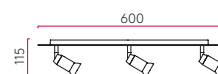
GU10 1 x 50w max (excl.) ▼



## TRIPLE BAR

**Br** 6122

GU10 3 x 50w max (excl.) ▼



▼ Can also be fitted with/vous pouvez également utiliser/kann auch verwendet werden mit/compatibile anche con: ● GU10 LED - ref:1704 (P. 618)



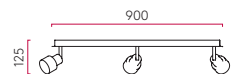
EXEL TRIPLE BAR (0183)

# EXEL TRIPLE BAR



**BA** 0183

GU10 3 x 50w max (excl.) ▼







ALTONA (6001)



ALTONA RECESS

# ALTONA



**CG** 6001

GU10 1 x 50w max (excl.) ▼

RECESS

**CG** 6091

GU10 1 x 50w max (excl.) ▼



ALTONA



ALTONA RECESS

▼ Can also be fitted with/vous pouvez également utiliser/kann auch verwendet werden mit/compatibile anche con: ● GU10 LED - ref:1704 (P. 618)





# EXTERIOR LIGHTING

ÉCLAIRAGE EXTÉRIEUR

AUSSENLEUCHTEN

ILLUMINAZIONE PER ESTERNI

## ONEROUS ENVIRONMENTS

All of our exterior products are covered by a 3 year guarantee; however this does not apply to any that are installed within 5 miles of the coast or in a high salt environment. For these situations, please choose from one of our products marked with the 1000hr symbol. These products have passed a test for 1000 hours in a hot salt spray cabinet.

## ENVIRONNEMENTS PARTICULIERS

Tous nos produits extérieurs sont couverts par une garantie de 3 ans ; toutefois, ceci ne s'applique pas à ceux qui sont installés à moins de 8 km de la côte ou dans un environnement au taux de salinité élevé. Dans ces situations, merci d'opter pour l'un de nos produits portant le symbole 1000hr. Ces produits ont passé avec succès un test de 1000 heures dans une armoire avec pulvérisation de sel chaud.

## EXTREMEN ORTEN

Für alle unsere Produkte für den Außenbereich gilt eine 3-jährige Garantie. Dies trifft jedoch nicht für Produkte zu, die innerhalb von 5 Meilen (8 Kilometern) von der Küste entfernt oder in einer Umgebung mit hohem Salzgehalt installiert sind.

Für diese Umgebungen wählen Sie bitte eines unserer Produkte mit dem 1000Std-Symbol. Diese Produkte haben einen Test bestanden, bei dem sie 1000 Stunden einem heißen Salzsprühnebel ausgesetzt waren.

## AMBIENTI PARTICOLARI

Tutti i nostri prodotti per esterni sono coperti da una garanzia di tre (3) anni; tuttavia tale garanzia non è applicabile ai prodotti che vengono installati entro un raggio di 8 chilometri dalla costa, oppure in ambienti caratterizzati da forte salinità.

In tali casi, si raccomanda di optare per uno dei nostri prodotti recanti il simbolo 1000hr. Questi prodotti hanno superato un test di 1000 ore esposti in una camera in cui sono stati esposti a vapori salati caldi.





7207



7814

# HOMEFIELD

IP23

## PENDANT

**Bk** 7207

E27 1 x 60w max (excl.)▼

## PENDANT 360

**Bk** 7814

E27 1 x 60w max (excl.)▼



P. 561



P. 561



P. 541



P. 541

▼ Can also be fitted with /vous pouvez également utiliser /kann auch verwendet werden mit /compatible anche con:  
● E27 LED - ref:1970/1880 (P.618)



PENDANT



PENDANT 360





# CALVI

IP23

## PENDANT

**Bk** 7112

**PN** 7113

E27 1 x 60w max (excl.)▼



P. 571



P. 543

▼ Can also be fitted with /vous pouvez également utiliser  
/kann auch verwendet werden mit / compatibile anche con:  
● E27 LED - ref: 1970/1860 (P.618)









7114



0671

# MONTPARNASSE

IP44  

## PENDANT

**Bk** 7114   **PN** 0671   **Br** 7867

E27 1 x 60w max (excl.)▼

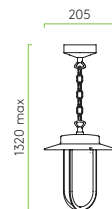


P.569



P.545

▼ Can also be fitted with/vous pouvez également utiliser  
/kann auch verwendet werden mit/compatibile anche con:  
● E27 LED - ref: 1970 / 1880 (P.618)







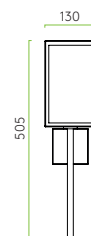
7563

# COACH 130



**Bk** 7563

E27 1 x 60w max (excl.)▼



▼ Can also be fitted with /vous pouvez également utiliser /kann auch verwendet werden mit /compatibile anche con: ● E27 LED - ref: 1970 /1880 (P.618)





7560



7559

# CABIN

⊕ IP44 Ⓢ ⌚

## WALL

NEW

Br 7847 PN 7560 AB 7559

E27 1 x 60w max (excl.)▼

NEW

## WALL FROSTED

Br Fr 7849 PN Fr 7848 AB Fr 7850

E27 1 x 60w max (excl.)▼

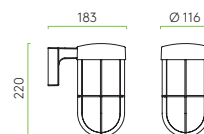


P.549



P.609

▼ Can also be fitted with / vous pouvez également utiliser  
/ kann auch verwendet werden mit / compatibile anche con:  
● E27 LED - ref: 1970 / 1880 (P.618)







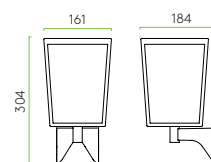
7488

# FARRINGTON



**Bk** 7488

E27 1 x 60w max (excl.) ▼



▼ Can also be fitted with /vous pouvez également utiliser/ kann auch verwendet werden mit/ compatibile anche con: ● E27 LED - ref: 1970 / 1880 (P.618)

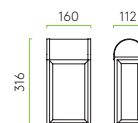







WALL

# NEWBURY



**Bk** 7267   **AB** 7862   **PN** 7863

E27 1 x 60w max (excl.)▼

NEWBURY

▼ Can also be fitted with /vous pouvez également utiliser/ kann auch verwendet werden mit/ compatibile anche con: ● E27 LED - ref: 1970 /1880 (P.618)



7270



7616



# RICHMOND



RICHMOND

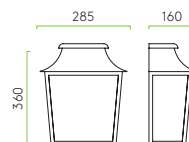
**Bk** 7270

E27 1 x 60w max (excl.)▼

285

**Bk** 7616

E27 1 x 60w max (excl.)▼



RICHMOND 285

▼ Can also be fitted with /vous pouvez également utiliser/ kann auch verwendet werden mit/compatibile anche con: ● E27 LED - ref: 1970 / 1880 (P.618)





MESSINA (7871)

MESSINA SENSOR (7355)

MESSINA 130 (7384)

# MESSINA

IP44

**NEW** Bk 0866 Br 7872 PN 7879 E27 1 x 60w max (excl.)

## SENSOR

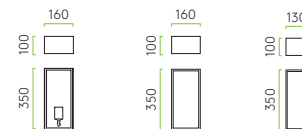
Bk Fr 7355 E27 1 x 60w max (excl.)

## **NEW** 130

Bk 7384 Br 7861 PN 7860 E27 1 x 60w max (excl.)

## **NEW** FROSTED

Bk Fr 7187 Br Fr 7870 PN Fr 7871 E27 1 x 60w max (excl.)



MESSINA

SENSOR/FROSTED

130

MESSINA 0866 / 7872 / 7879 / 7187 / 7870 / 7871:

The terminal block must be located within a cavity in the wall behind the product./Le bloc de raccordement doit être localisé à l'intérieur d'une cavité dans le mur derrière le produit./Zur Verwendung muss ein Anschlussraum in der Wand vorhanden sein./Il morsetto va installato all'interno della cavità della parete, sul retro del prodotto.


▼ Can also be fitted with /vous pouvez également utiliser/ kann auch verwendet werden mit/ compatibile anche con: ● E27 LED - ref: 1970 / 1880 (P.618)





(0895)

## EMILIA



Bk 0895

E27 1 x 60w max (excl.)▼



The terminal block must be located within a cavity in the wall behind the product./Le bloc de raccordement doit être localisé à l'intérieur d'une cavité dans le mur derrière le produit./Zur Verwendung muss ein Anschlussraum in der Wand vorhanden sein./Il morsetto va installato all'interno della cavità della parete, sul retro del prodotto.

▼ Can also be fitted with /vous pouvez également utiliser/ kann auch verwendet werden mit/compatibile anche con: ● E27 LED - ref: 1970 / 1880 (P.618)








HOMEFIELD (0483)



HOMEFIELD SENSOR (7266) 

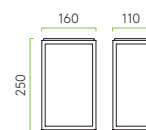


HOMEFIELD 130 (7591)

# HOMEFIELD

 IP44  

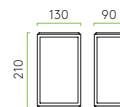
- Bk 0483    PN 0563    E27 1 x 60w max (excl.) ▼ SPA
- Br 0562    Wh 7587    E27 1 x 60w max (excl.) ▼



HOMEFIELD

## 130

- Bk 7590    PN 7591    E14 1 x 60w max (excl.) ▼



HOMEFIELD 130

## SENSOR

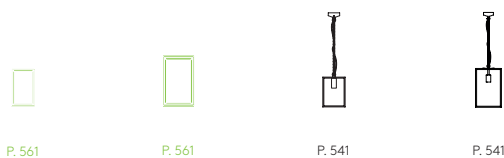
- Bk Fr 7266    E27 1 x 60w max (excl.) ▼ SPA
- Br 7883    PN 7857    E27 1 x 60w max (excl.) ▼

NEW

## FROSTED

- Br Fr 7875    Bk Fr 7081    PN Fr 7083    E27 1 x 60w max (excl.) ▼

NEW



P. 561

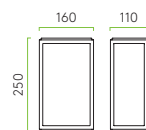
P. 561

P. 541

P. 541

Can also be fitted with/vous pouvez également utiliser / kann auch verwendet werden mit/compatibile anche con:

- ▼ ● E27 LED - ref: 1970 / 1880 (P.618)
- ▼▼ ● E14 LED - ref: 1873 (P.618)



SENSOR/FROSTED






7185



7184

# PAROS

 IP44 
 


**Bk** 7185

**Bk** **Fr** 7184

E27 1 x 60w max (excl.)▼



Can also be fitted with/vous pouvez également utiliser/kann auch verwendet werden mit/compatibile anche con:  
 ▼ ● E27 LED - ref: 1970 / 1880 (P.618)





# PUZZLE

IP44

Bk 0931

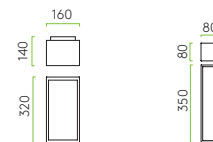
LED 1 x 3w (incl.) 3000K (Driver incl.)

# SALERNO

IP44 SPA

Bk 0848

E14 2 x 40w max (excl.)



PUZZLE

SALERNO

Can also be fitted with/vous pouvez également utiliser/kann auch verwendet werden mit/compatibile anche con:  
 ▼ LED E14 - ref. 1875 (P.618)



DAFNI

NEW



7856

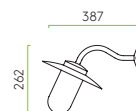
WALL

DAFNI



**Bk** 7272    **AB** 7856

E27 1 x 60w max (excl.)▼



▼ Can also be fitted with/vous pouvez également utiliser/kann auch verwendet werden mit/compatibile anche con: ● E27 LED - ref: 1970 / 1880 (P.618)







0484



0561

# MONTPARNASSE

 IP44
 


WALL

PN 0484
 Br 0561

E27 1 x 60w max (excl.)▼

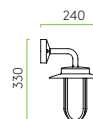


P. 569



P. 545


▼ Can also be fitted with/vous pouvez également utiliser  
 /kann auch verwendet werden mit/compatibile anche con:  
 ● E27 LED - ref:1970 (P.618)







# CALVI



WALL

**Bk** 7105

**PN** 7106

E27 1 x 60w max (excl.)▼

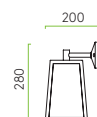


P.571



P.543

▼ Can also be fitted with/vous pouvez également utiliser / kann auch verwendet werden mit/ compatible anche con: ● E27 LED - ref: 1970 / 1880 (P.618)







7041



7042

# TRESSINO S

 IP44
 


Bk 7042
 PN 7041

E27 1 x 60w max (excl.)▼



▼ Can also be fitted with/vous pouvez également utiliser/kann auch verwendet werden mit/compatibile anche con: ● E27 LED - ref: 1970 / 1880 (P.618)





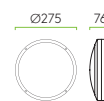
ARTA OVAL (7124)



ARTA SQUARE 210 (7120)

# ARTA

IP54 SPA

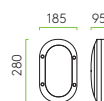


ROUND 275

## ROUND 275

PS 7121 Bk 7122

E27 CFL 2 x 20w max (excl.)▼



OVAL

## OVAL

PS 7123 Bk 7124

E27 CFL 1 x 20w max (excl.)▼

## SQUARE 210

PS 7119 Bk 7120

E27 CFL 1 x 15w max (excl.)▼



SQUARE 210

1000 HOURS SALT-SPRAY TESTED  
 1000 heures au brouillard salin testé | 1000 Stunden Salzsprühnebel getestet | 1000 ore nebbia salina testato

Can also be fitted with/vous pouvez également utiliser/kann auch verwendet werden mit/compatibile anche con:  
 ▼● E27 LED - ref: 1970 (P.618)







TORONTO OVAL (0326)



TORONTO 170 (0844)

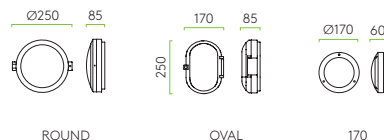
# TORONTO



## ROUND

PA 0325

E27 1 x 60w max (excl.)▼



## OVAL

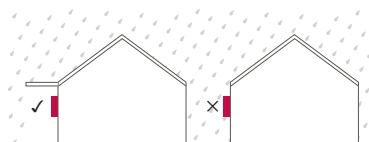
PA 0326

E27 1 x 60w max (excl.)▼

## 170

PA 0844

G9 1 x 40w max▼▼



0325 / 0326 / 0844 - Sheltered application only / À utiliser dans un endroit abrité seulement. / Nur zur Montage in wettergeschützten Bereichen. / Solo per l'uso al riparo.

Can also be fitted with / vous pouvez également utiliser / kann auch verwendet werden mit / compatibile anche con:  
 ▼● E27 LED - ref: 1970 (P.618)    ▼▼● G9 LED - ref: 1877 (P.618)





DARTMOUTH SINGLE (7582)



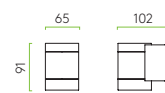
DARTMOUTH SINGLE (7583)



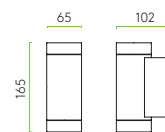
DARTMOUTH TWIN (7586)

# DARTMOUTH

IP54 SPA



SINGLE



TWIN

## SINGLE

PS 7582 Bk 7583

● LED 3x1w (incl.) 3000K CRI 80 185 lm (Driver incl.)

## TWIN

PS 7585 Bk 7586

● LED 6x1w (incl.) 3000K CRI 80 356 lm (Driver incl.)

1000 HOURS SALT-SPRAY TESTED  
1000 heures au brouillard salin testé | 1000 Stunden Salzsprühnebel getestet | 1000 ore nebbia salina testato





PORTO PLUS SINGLE (0624)



PORTO PLUS TWIN (0625)

# PORTO PLUS

IP44 SPA

## SINGLE

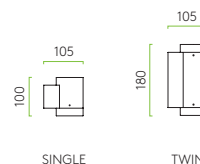
PS 0623 Bk 0624

GU10 CFL 1 x 11w max (incl.)▼

## TWIN

PS 0625 Bk 0626

GU10 CFL 2 x 7w max (incl.)▼



▼ Can also be fitted with/vous pouvez également utiliser/kann auch verwendet werden mit/compatibile anche con: ● GU10 LED - ref: 1704 (P.618)





7571



0381

# DETROIT

IP44

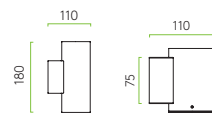
SS 0381

GU10 2 x 35w (excl.) ▼

SINGLE

BSS 7571

GU10 1 x 35w max (excl.) ▼



DETROIT

DETROIT SINGLE

▼ Can also be fitted with/vous pouvez également utiliser/kann auch verwendet werden mit/compatibile anche con: ● GU10 LED - ref:1704 (P.618)







# OSLO

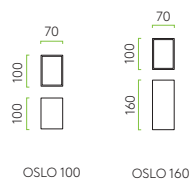
IP65 
 
 SPA

100

PS 7108    Bk 7109    Wh 7493    ● LED 1 x 3w (incl.) 3000K CRI 80 47 lm (Driver incl.)

160

PS 7060    Bk 7061    Wh 7494    ● LED 2 x 3w (incl.) 3000K CRI 80 99 lm (Driver incl.)



**1000 HOURS SALT-SPRAY TESTED**  
 1000 heures au brouillard salin testé | 1000 Stunden Salzsprühnebel getestet | 1000 ore nebbia salina testata





# CHIOS

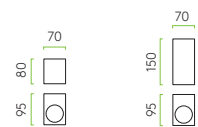
IP44 SPA

80

PS 7125 Bk 7126 Wh 7564 ● GU10 LED 1 x 6w max (excl.) ▼

150

PS 7127 Bk 7128 Wh 7565 ● GU10 LED 2 x 6w max (excl.) ▼



CHIOS 80

CHIOS 150

1000 HOURS SALT-SPRAY TESTED  
1000 heures au brouillard salin testé | 1000 Stunden Salzsprühnebel getestet | 1000 ore nebbia salina testato

▼ See Page 618



ELIS TWIN (7202)





ELIS SINGLE (7203)



ELIS TWIN (7202)

# ELIS

 IP54
  SPA

## SINGLE

PS 7203 Bk 7201 ● LED 3 x 1w (incl.) 3000K CRI 80 220 lm (Driver incl.)

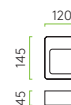
## TWIN

PS 7204 Bk 7202 ● LED 6 x 1w (incl.) 3000K CRI 80 470 lm (Driver incl.)



 **1000 HOURS SALT-SPRAY TESTED**  
 1000 heures au brouillard salin testé | 1000 Stunden Salzsprühnebel getestet | 1000 ore nebbia salina testato





# NAPIER

IP54 *SPA*

## WALL

**Bk** 7404

● LED 5w (incl.) 3000K CRI 80 174 lm (Driver incl.)

P. 591

P. 606

P. 606

**1000 HOURS SALT-SPRAY TESTED**  
 1000 heures au brouillard salin testé | 1000 Stunden Salzsprühnebel getestet | 1000 ore nebbia salina testato







# TIVOLI

IP65 SPA

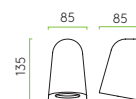


TIVOLI

PS 7265 Bk 7264 AB 7845 ● LED 2w (incl.) 3000K CRI 80 700mA (Driver excl.)\*

# MAST LIGHT

IP65 SPA



MAST LIGHT

PS 7144 Bk 7178 AB 7836 ▼ GU10 1 x 35w (excl.)\*

7144/7178 - 1000 HOURS SALT-SPRAY TESTED  
1000 heures au brouillard salin testé | 1000 Stunden Salzsprühnebel getestet | 1000 ore nebbia salina testato

▼ Can also be fitted with / vous pouvez également utiliser / kann auch verwendet werden mit / compatibile anche con: ● GU10 LED - ref: 1704 (P.618)

\*see page 617





# SOPRANO

⊕ IP44 Ⓛ

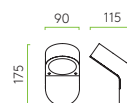
**Bk** 0675

GX53 1 x 9w max (excl.)\*

## PIR

**PS** 0576 **Bk** 0676

G9 1 x 40w max (excl) ▼



▼ Can also be fitted with /vous pouvez également utiliser /kann auch verwendet werden mit /compatibile anche con: ● G9 LED - ref: 1877 (P.618)

\*see page 617





# TECLA

SPA

PS 7835

● LED 1.2w (Incl.) 2700K (Driver incl.) IP44

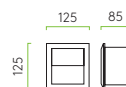


## SURFACE

PS 7206

Bk 7205

● LED 3w (Incl.) 3000K (Driver incl.) IP54



TECLA



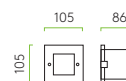
TECLA SURFACE

# KALSA

IP54



SS 0947

● LED 3w (incl.) 3000K (Driver incl.)



KALSA

↓ 7835 - 1000 HOURS SALT-SPRAY TESTED  
1000 heures au brouillard salin testé | 1000 Stunden Salzsprühnebel getestet | 1000 ore nebbia salina testata



# TANGO

IP65 

<span style="border: 1px solid black; padding: 2px;">PC</span> 0833	<span style="border: 1px solid black; padding: 2px;">BSS</span> 0826	● LED 1 x 1w (incl.) 3000K 350mA (Driver excl.)*	
<span style="border: 1px solid black; padding: 2px;">PC</span> 7526	<span style="border: 1px solid black; padding: 2px;">BSS</span> 7523	● LED 1 x 1w (incl.) 2700K 350mA (Driver excl.)*	
<span style="border: 1px solid black; padding: 2px;">Wh</span> 0825	<span style="border: 1px solid black; padding: 2px;">Bk</span> 0832	<span style="border: 1px solid black; padding: 2px;">PS</span> 0831	● LED 1 x 1w (incl.) 3000K 350mA (Driver excl.)* <i>SPA</i>
<span style="border: 1px solid black; padding: 2px;">Wh</span> 7522	<span style="border: 1px solid black; padding: 2px;">Bk</span> 7525	<span style="border: 1px solid black; padding: 2px;">PS</span> 7524	● LED 1 x 1w (incl.) 2700K 350mA (Driver excl.)* <i>SPA</i>

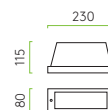


\*see page 617



# BRICK

IP54 SPA



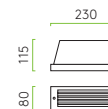
PS 7832

● LED 4.8w (incl.) 3000K (Driver incl.)

BRICK

# RIB

IP54 SPA





PS 7834

● LED 4.8w (incl.) 3000K (Driver incl.)

RIB

1000 HOURS SALT-SPRAY TESTED  
1000 heures au brouillard salin testé | 1000 Stunden Salzsprühnebel getestet | 1000 ore nebbia salina testato



# BEAM

IP67

## ONE

PS 0937

● LED 1 x 3w (incl.) 3000K 700mA (Driver excl.)\*

## TWO

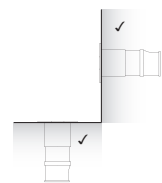
PS 0938

● LED 1 x 3w (incl.) 3000K 700mA (Driver excl.)\*

## FOUR

PS 0939

● LED 1 x 3w (incl.) 3000K 700mA (Driver excl.)\*



ONE



TWO



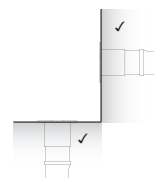
FOUR

\* see page 617





# GRAMOS



## ROUND

SS 7131

GU10 1 x 35w max (excl.)▼

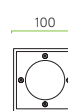
## SQUARE

SS 7393

GU10 1 x 35w max (excl.)▼



ROUND



SQUARE

▼ Can also be fitted with/vous pouvez également utiliser/kann auch verwendet werden mit/compatibile anche con: ● GU10 LED - ref: 1704 (P.618)





# TERRA

90

SS 0935

● LED 1 x 2.4w (incl.) 3000K (Driver incl.) □ IP67

42

AA 0936

● LED 1 x 2.4w (incl.) 3000K CRI 80 700mA (Driver excl.)\* ◇ IP67

28

◇ IP65

ROUND

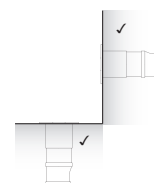
BSS 7199

● LED 1 x 1w (incl.) 3000K CRI 80 350mA (Driver excl.)\*

SQUARE

BSS 7200

● LED 1 x 1w (incl.) 3000K CRI 80 350mA (Driver excl.)\*



TERRA 90



TERRA 42



ROUND



SQUARE

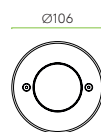
\* see page 617





**NEW** CROMARTY

IP67



AA 7882

● LED 7.4w (incl.) 3000K CRI 80 439 lm (700mA incl.)



NAPIER BOLLARD 650

# NAPIER

IP54

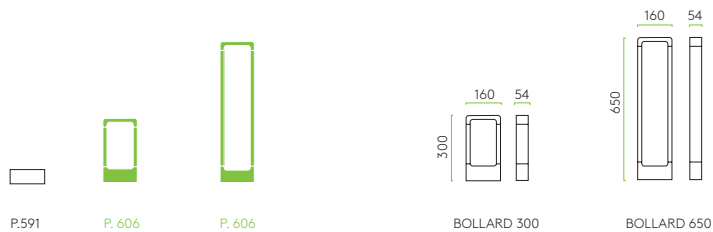
## BOLLARD

300

**Bk** 7405 ● LED 5w (incl.) 3000K CRI 80 102 lm (Driver incl.)

650

**Bk** 7406 ● LED 5w (incl.) 3000K CRI 80 127 lm (Driver incl.)



7835 - 1000 HOURS SALT-SPRAY TESTED  
 1000 heures au brouillard salin testé | 1000 Stunden Salzsprühnebel getestet | 1000 ore nebbia salina testato



SOPRANO BOLLARD (0677)



JARDINO (0932)

BOLLARD

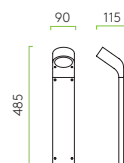
# SOPRANO

⊕ IP65 ⊕

BOLLARD

**Bk** 0677

GX53 1 x 9w max (excl.)\*



SOPRANO

# JARDINO

⊕ IP65

**BA** 0932

● LED 3 x 1w (incl.) 3000K CRI 80 (Driver incl.)



JARDINO

\* see page 618







7851



7852

CEILING

# CABIN

⊕ IP44 Ⓢ Ⓢ

## SEMI-FLUSH

NEW

Br 7851 PN 7557 AB 7558

E27 1 x 60w max (excl.) ▼

NEW

## SEMI-FLUSH FROSTED

Br Fr 7853 PN Fr 7852 AB Fr 7854

E27 1 x 60w max (excl.) ▼

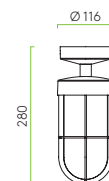


P. 609



P. 549

▼ Can also be fitted with /vous pouvez également utiliser /kann auch verwendet werden mit /compatibile anche con:  
● E27 LED - ref: 1970 / 1880 (P.618)







CEILING

# BOX



**Bk** 7389    **PN** 7846

E27 1 x 60w max (excl.) ▼



# BRONTE



**Bk** 7388    **PN** 7866

E27 1 x 60w max (excl.) ▼



▼ Can also be fitted with /vous pouvez également utiliser /kann auch verwendet werden mit /compatibile anche con: ● E27 LED - ref: 1970 / 1880 (P.618)



# TORONTO

 IP65
 


## ROUND

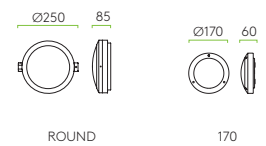
PA 0325

E27 1 x 60w max (excl.) ▼

## 170

PA 0844

G9 1 x 40w max (excl.) ▼▼





ARTA 210 SQUARE (7120)



ARTA 275 ROUND (7122)

CEILING

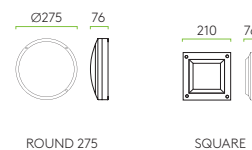
# ARTA

IP54 SPA

## ROUND 275

PS 7121 Bk 7122

E27 CFL 2 x 20w max (excl.)



## SQUARE 210

PS 7119 Bk 7120

E27 CFL 1 x 15w max (excl.)

1000 HOURS SALT-SPRAY TESTED  
 1000 heures au brouillard salin  
 testé | 1000 Stunden Salzsprüh-  
 nebel getestet | 1000 ore nebbia  
 salina testato

Can also be fitted with/vous pouvez également utiliser/kann auch verwendet werden mit/compatibile anche con:  
 ▼● E27 LED - ref: 1970 (P.618) ▼● G9 LED - ref: 1877 (P.618)



# KOS

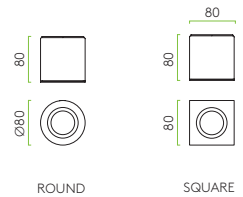
 IP65
 


## ROUND

PS 7177   Wh 7176   Bk 7495   ● GU10 LED 1 x 6w max (excl.)\*

## SQUARE

PS 7509   Wh 7511   Bk 7510   ● GU10 LED 1 x 6w max (excl.)\*



\* see page 618



DOWNLIGHTS

# TARO



ROUND

Wh 5639

GU10 1 x 50w max (excl.)



TARO

# KAMO



Wh 5658

GU10 1 x 50w max (excl.)



KAMO

▼ Can also be fitted with /vous pouvez également utiliser /kann auch verwendet werden mit /compatibile anche con: ● GU10 LED - ref: 1704 (P.618)

# ACCESSORIES

ACCESSOIRES / ZUBEHÖR / ACCESSORI

## FIREHOODS

CODE	NAME	DIMENSIONS
1598	150	150 x 150 x 120mm
1827	280	250 x 280 x 170mm
1691	300	300 x 100 x 120mm
1826	410	190 x 410 x 170mm



1598 150



1827 280



1826 410



1691 300

## IP44 KIT - 7045



This IP44 kit allows the Lloyd, Azumi (0926, 0927, 0928), Park Lane Grande to be fitted in bathrooms (zones 2 & 3).

Ce kit IP44 permet aux Lloyd, Azumi (0926, 0927, 0928) Park Lane Grande d'être montés dans les salles de bains (zone 2 & 3).

Durch das IP44-Kit wird der Einsatz der Lloyd, Azumi (0926, 0927, 0928) Park Lane Grande, auch im Badezimmer (Zone 2 & 3) ermöglicht.

Il kit con grado di protezione IP44 consente l'installazione di apparecchi di illuminazione come il Lloyd, l'Azumi (0926, 0927, 0928) il Park Lane Grande o all'interno delle sale da bagno (aree 2 e 3).

## DEMISTER PAD



1546 400 x 400mm

For use with / convient pour / zur Verwendung mit / da utilizzare con: FLAIR 900/1250 FUJI WIDE 950/1250

## LED CONNECTOR



1596



## DRIVERS &amp; TRANSFORMERS

## 350mA DRIVERS WIRE LEDS IN SERIES ONLY

CODE	W . MAX	DIMENSIONS (MM)	DIMMING METHOD
1275	1 - 3w	H:21 W:26	Non Dimmable
1922	10.15w	L:85 W:40.4 D:22	Non Dimmable
1756	1 - 11w	L:200 W:42.4 D:38.8	1 - 10v Dimming
1834	18w	L:113 W:44 D:28	Phase Dimming



1275



1922



1756



1834

## 500mA DRIVERS WIRE LEDS IN SERIES ONLY

CODE	W . MAX	DIMENSIONS (MM)	DIMMING METHOD
1874	10w	L:85 W:40.4 D:22	Phase Dimming
833	18w	L:133 W:44 D:28	Phase Dimming



1874



1833

## 700mA DRIVERS WIRE LEDS IN SERIES ONLY

CODE	W . MAX	DIMENSIONS (MM)	DIMMING METHOD
1831	14w	H:21 W:26	Non Dimmable
1921	10.15w	L:80 W:40 D:22	Non Dimmable
1757	3 - 21w	L:200 W:42.4 D:38.8	1 - 10v Dimming
1832	18w	L:113 W:44 D:28	Phase Dimming
271	3w	L:113 W:44 D:28	Non Dimmable



1831



1757/1921



1832



1271

## MULTI VOLTAGE / MULTI CURRENT LED DRIVER WIRE LEDS IN SERIES ONLY

CODE	W . MAX	DIMENSIONS (MM)	DIMMING METHOD
1835	---	H:21 W:26	1 - 10v Dimming
1836	---	L:200 W:42.4 D:38.8	DALI Dimming



1835, 1836

## 12V DRIVERS WIRE LEDS / PRODUCTS IN PARALLEL

CODE	W . MAX	DIMENSIONS (MM)	DIMMING METHOD
1611	60w	L:162.5 W:42.5 D:32	Non Dimmable
613	20w	L:118 W:35 H:26	Non Dimmable



1611, 1613

## 60VA TRANSFORMER

CODE	W . MAX	DIMENSIONS (MM)	DIMMING METHOD
1227	---	L:107 W:32 D:22	Dimming



# LAMPS

## G9



1776 - 28W  
1487 - 40W



1877 - 2W LED



1872 - 3W LED



1873 - 3W LED



1562 - 50W



1714 - 7W LED

## GU10



1483 - 35W  
1241 - 50W



1704 - 5.4W LED



1736 - 6W LED  
1848 - 6W LED



1879 - 40W



1880 - 40W



1969 - 4W LED

## GX53



1970 - 9W LED




1871 - 6W LED



1729 - 11W  
1837 - 15W  
1838 - 20W  
1839 - 30W



1225 - 9W



1917 - 5W LED



1548 - 11W

## 2G11



1549 - 18W  
1550 - 24W  
1551 - 36W



1559 - 18W



1170 - 16W  
1181 - 28W



1558 - 16W



1696 - 13W  
1554 - 21W  
1555 - 28W  
1557 - 39W  
1673 - 54W



1188 - 14W  
1572 - 14W  
1556 - 24W

## LAMPS

LAMP TYPE	CODE	W .MAX	K	DIMMABLE	LUMENS	DIMENSIONS (MM)
G9 Halogen	1776	28W	2900K	Yes	345 lm	13 x 45mm
G9 Halogen	1487	40W	2800K	Yes	400 lm	13.2 x 41mm
G9 LED	1877	2W	2700K	No	200 lm	15 x 50mm
E14 Candle LED	1872	3W	2700K	No	290 lm	35 x 118mm
E14 Golfball LED	1873	3W	2700K	No	290 lm	45 x 78mm
GU5.3 Dichoric Halogen	1562	50W	2700K	Yes	1580 lm	50 x 40mm
GU5.3 LED	1714	7W	2700K	Yes	420 lm	50.5 x 50.5mm
GU10 Halogen	1483	35W	2750K	Yes	200 lm	50 x 54mm
GU10 Halogen	1241	50W	2750K	Yes	400 lm	50 x 54mm
GU10 LED	1704	5.4W	3000K	Yes	395 lm	50 x 57mm
GU10 LED	1736	6W	2800K	Yes	410 lm	50 x 58mm
GU10 LED	1848	6W	4000K	Yes	450 lm	50 x 58mm
E27 Filament	1879	40W	2000K	Yes	130 lm	64 x 140mm
E27 Filament	1880	40W	2000K	Yes	130 lm	45 x 110mm
E27 LED Filament	1969	4W	2200K	No	380 lm	64 x 143mm
E27 LED	1970	9W	2700K	Yes	806 lm	61.5 x 109.6mm
E27 LED	1871	6W	2700K	No	580 lm	55 x 105mm
E27 CFL	1729	11W	2700K	Yes	630 lm	39 x 93mm
E27 CFL	1837	15W	2700K	No	870 lm	42 x 109mm
E27 CFL	1838	20W	2700K	No	1200 lm	56 x 112mm
E27 CFL	1839	30W	2700K	No	1900 lm	60 x 155mm
GX53 CFL	1225	9W	2700K	-	-	75 x 24mm
GX53 LED	1917	5W	3000K	No	410 lm	75 x 26mm
2G7 CFL	1548	11W	2700K	Yes	900 lm	212mm
2G11 CFL	1549	18W	2700K	No	1200 lm	38 x 217mm
2G11 CFL	1550	24W	2700K	No	1800 lm	38 x 317mm
2G11 CFL	1551	36W	2700K	No	2900 lm	38 x 411mm
T9 Circular 4-pin	1559	32W	2700K	No	2400 lm	305 x 29mm
2D 4-pin	1170	16W	4000K	No	-	138 x 141 x 27.5mm
2D 4-pin	1181	28W	-	-	-	-
T5 Circular 4-pin	1558	22W	3000K	No	1900 lm	225 x 16mm
T5 Fluorescent	1696	13W	2700K	No	880 lm	16 x 517mm
T5 Fluorescent	1554	21W	-	-	-	-
T5 Fluorescent	1555	28W	2700K	No	-	16 x 1149mm
T5 HO	1557	39W	3000K	No	-	16 x 849mm
T5 HO	1673	54W	2700K	No	-	16 x 1149mm
T5 Fluorescent	1188	14W	3000K	No	1350 lm	16 x 550mm
T5 Fluorescent	1572	14W	4000K	No	-	16 x 550mm
T5 HO	1556	24W	3000K	No	-	16 x 549mm

# LED DRIVERS

**GB** Astro Lighting offers a range of dimmable LED drivers from reputable manufacturers that are designed to work on many commonly found dimmers and lighting control systems. There is a huge diversity of dimmers available and compatibility cannot be guaranteed.

We recommend that, before installation, you check the compatibility of the driver with the dimming system you are using. Problems of compatibility may show up as flickering, flashing, buzzing or possible damage to the LED chip. If these problems are experienced an alternative dimmer or driver may be needed.

Please also note that many dimmers have a minimum load requirement which must be met for the dimmer to work correctly.

**FR** Astro Lighting propose une gamme de drivers de LED dimmables (à intensité variable) de grands fabricants. Ces drivers sont conçus pour fonctionner avec la plupart des variateurs et systèmes de contrôle d'éclairage modulable habituellement disponibles. L'on trouve toutefois sur le marché une grande diversité de variateurs, et il n'est pas possible de garantir la compatibilité.

Par conséquent, nous vous conseillons de vérifier la compatibilité entre le driver et le système du variateur que vous utilisez, avant de procéder à l'installation. Des problèmes de compatibilité peuvent apparaître tels que scintillement, clignotement, bourdonnement ou endommagement éventuel de la puce LED. Si ces problèmes surviennent, vous devrez peut-être remplacer le variateur ou le driver.

Veuillez aussi noter que de nombreux variateurs requièrent une charge minimale pour que le variateur fonctionne correctement.

**DE** Astro Lighting bietet eine Reihe von dimmbaren LED-Treibern von namhaften Herstellern an, die so konzipiert sind, dass sie mit vielen der geläufigsten Dimmern und Lichtsteuersystemen funktionieren. Es ist eine große Vielfalt an Dimmern erhältlich, daher kann Kompatibilität nicht garantiert werden.

Wir empfehlen, vor der Installation die Kompatibilität des Treibers mit dem Dimmsystem, das Sie verwenden, zu überprüfen. Probleme mit der Kompatibilität können sich durch Flackern, Blinken, Summen oder mögliche Schäden am LED-Chip bemerkbar machen. Wenn diese Probleme auftreten, kann ein alternativer Dimmer oder Treiber erforderlich sein.

Bitte beachten Sie auch, dass für viele Dimmer eine Mindestlast erforderlich ist, damit der Dimmer korrekt funktioniert.

**IT** Astro Lighting offre un'ampia gamma di driver LED con varioluce realizzati da marchi affidabili e progettati per operare con numerosi variatori e sistemi di controllo dell'illuminazione. Sul mercato è disponibile un'enorme quantità di varioluce differente. Pertanto, non è possibile garantire la totale compatibilità.

Prima dell'installazione, si raccomanda di verificare la compatibilità del driver con il modello di varioluce utilizzato. Eventuali problemi di compatibilità si manifestano sottoforma di sfarfallii, lampeggi, ronzii o con il danneggiamento del chip LED. In presenza di uno dei problemi di cui sopra, sarà necessario utilizzare un modello di varioluce differente.

Si noti inoltre che numerosi varioluce hanno requisiti specifici in termini di carico minimo necessario per il corretto funzionamento.

## PRODUCTS THAT REQUIRE AN INDEPENDENT DRIVER

Les produits qui nécessitent un pilote indépendant  
Produkte, die einen unabhängigen Treiber erforderlich  
Prodotti che richiedono un driver autonomo



APRILIA ADJ  
ROUND/FIRE-RATED



APRILIA ADJ SQUARE  
FIRE-RATED



APRILIA ADJ TWIN



BORGO 55



BORGO 90



BORGO MINI 43



BORGO MINI 54



BORGO TRIMLESS  
65/200.



BORGO TRIMLESS  
35/MINI



LEROS



OLYMPUS



TANGO



TERRA



VANCOUVER LED



VETRO ROUND



VETRO SQUARE



VETRO TWIN



BEAM ONE



BEAM TWO



BEAM FOUR



EDGE **P.09**



ELVA



ENNA RECESS



ICE



LENTA FIXED



LENTA ADJ



MAYFAIR



MINIMA FIXED ROUND  
/SQUARE



MINT



ORPHEUS



TERRA 42



TIVOLI



TRIMLESS SQUARE  
FIXED/ADJ

# LED DRIVERS

**GB** WHICH DRIVER DO I NEED TO BUY FOR MY LED PRODUCT?

**FR** De quel driver de LED ai-je besoin pour mon article LED?

**DE** Welchen Treiber brauche ich für meine LED Leuchte?

**IT** Quale LED driver serve per il mio prodotto LED?

250mA LED DRIVERS	
	1836 10w, DALI Dimming
	1874 10w, Non-Dimmable
	Fittings per driver
<b>KAMO LED</b> 5707, 5708	1

350mA LED DRIVERS						
	1275 3w, Non Dimmable	1922 10.15w, Non Dimmable	1756 11w, 1-10V Dimmable	1834 15w, Phase Dimmable	1835 15w, 1-10V Dimmable	1836 15w, DALI Dimmable
	Fittings per driver	Fittings per driver	Fittings per driver	Fittings per driver	Fittings per driver	Fittings per driver
<b>APRILIA</b> 5691, 5692, 5693, 5694 5721, 5722, 5723, 5724	n/a	1	1	1 - 2	1 - 2	1 - 2
<b>APRILIA TWIN</b> 5688, 5690, 5719, 5720, 5727, 5728, 5730	n/a	n/a	n/a	1	1	1
<b>APRILIA FIRE-RATED</b> 5625, 5726, 5729	n/a	1	1	1 - 2	1 - 2	1 - 2
<b>BORGO MINI 3000K</b> 7480, 7481, 7482, 7483, 7484, 7485	1 - 3	6 - 8	1 - 9	5 - 15	1 - 13	1 - 13
<b>BORGO MINI 2700K</b> 7541, 7542, 7543, 7544, 7545, 7546	1 - 3	7 - 9	2 - 9	6 - 17	1 - 14	1 - 14
<b>BORGO TRIMLESS</b> 7625, 7566	1 - 3	7 - 9	2 - 9	6 - 17	1 - 14	1 - 14
<b>LEROS TRIMLESS</b> 7418	1 - 2	6 - 8	1 - 8	5 - 15	1 - 12	1 - 12
<b>LEROS PLASTER</b> 7341, 7535	1 - 3	6 - 9	2 - 9	6 - 16	1 - 13	1 - 13
<b>OLYMPUS TRIMLESS</b> 7512	1 - 3	7 - 9	2 - 9	6 - 17	1 - 14	1 - 14
<b>OLYMPUS PLASTER</b> 7342, 7536	1 - 3	6 - 9	2 - 9	6 - 16	1 - 13	1 - 13
<b>TANGO</b> 0826, 0831, 0832, 0833, 7522, 7523, 7524, 7525, 7526	1 - 2	6 - 8	1 - 8	5 - 14	1 - 12	1 - 12
<b>TERRA 28</b> 7119, 7200	1 - 2	6 - 8	1 - 8	5 - 15	1 - 12	1 - 12
<b>VANCOUVER 90</b> 5697, 5698	n/a	1	1	1	1	1
<b>VETRO</b> 5667, 5668, 5704, 5705	n/a	1	1	1	1	1
<b>VETRO FIRE-RATED</b> 5731, 5732, 5733, 5734	n/a	1	1	1	1	1
<b>VETRO TWIN</b> 5669, 5706, 5735, 5736	n/a	2	2	2	2	2

500mA LED DRIVERS			
	<b>1835</b> Multi-current/multi-voltage 20w, 1-10V Dimmable	<b>1833</b> 18w, Phase Dimmable	<b>1836</b> Multi-current/multi-voltage 20w, DALI Dimmable
	Fittings per driver	Fittings per driver	Fittings per driver
VOLOS 210 - 7350	1	1	1

700mA LED DRIVERS								
	<b>1271</b> 3w Non Dimmable	<b>1921</b> 10.15w Non Dimmable	<b>1831</b> 14w Non Dimmable	<b>1757</b> 21w 1-10V Dimmable	<b>1832</b> 18w Phase Dimmable	<b>1835</b> 20w 1-10V Dimmable	<b>1836</b> 20w DALI Dimmable	
	Fittings per driver	Fittings per driver	Fittings per driver	Fittings per driver	Fittings per driver	Fittings per driver	Fittings per driver	
<b>BEAM</b> 0937, 0938, 0939	1	3	1 - 5	2 - 8	2 - 7	1 - 9	1 - 7	
<b>BORGO</b> 0970, 0971, 0972, 0973, 0975, 0976, 0977, 7088, 7089, 7527, 7528, 7529 7530, 7531, 7532, 7561, 7562	1	3 - 4	2 - 6	2 - 9	3 - 8	1 - 11	1 - 8	
<b>BORGO TRIMLESS</b> 7533, 7534, 7567, 7626	1	3 - 4	2 - 6	2 - 9	3 - 8	1 - 11	1 - 8	
<b>EDGE 560</b> 7385, 7537	n/a	n/a	1	n/a	1	1	1	
<b>ELVA</b> 5632, 5633, 5716	n/a	n/a	1	1 - 2	1	1 - 2	1	
<b>ENNA RECESS</b> 7337, 7338, 7339, 7340, 7498, 7549	1	3 - 4	2 - 6	2 - 9	3 - 8	1 - 11	1 - 8	
<b>ICE LED</b> 5579, 5580	1	3	1 - 5	2 - 8	2 - 7	1 - 9	1 - 7	
<b>LENTA</b> 5626, 5627, 5628, 5629, 5712, 5713, 5714	n/a	1	1	1 - 2	1 - 2	1 - 3	1 - 2	
<b>MAYFAIR</b> 5743, 5744	n/a	1	1	1 - 2	1 - 2	1 - 3	1 - 2	
<b>MINIMA LED</b> 5701	n/a	1	1	1 - 2	1 - 2	1 - 3	1 - 2	
<b>MINT LED</b> 5581, 5582	1	3	1 - 5	2 - 8	2 - 7	1 - 9	1 - 7	
<b>ORPHEUS</b> 7369, 7370	1	3 - 4	2 - 6	2 - 9	3 - 8	1 - 11	1 - 8	
<b>TERRA 42</b> 0936	1	3	1 - 5	2 - 8	2 - 7	1 - 9	1 - 7	
<b>TIVOLI</b> 7264, 7265	1	3 - 4	2 - 6	2 - 9	3 - 8	1 - 11	1 - 8	
<b>TRIMLESS</b> 5699, 5700, 5702, 5703	n/a	1	1	1 - 2	1 - 2	1 - 3	1 - 2	
<b>VANCOUVER 45</b> 5695, 5696	1	3	1 - 5	2 - 8	2 - 7	1 - 9	1 - 7	

Indicates drivers will not fit through the cut-out hole for this product and must be fitted remotely./Indique que les drivers n'entrent pas dans le trou de la découpe de ce produit et doivent être installés à distance./Zeigt an, dass das LED-Betriebsgerät nicht durch den Ausschnitt für die Leuchte passt und daher separat untergebracht werden und zugänglich sein muss./Indica che il driver non può passare attraverso il buco di apertura per questo prodotto e dovranno essere montati in remoto.

# TERMS AND CONDITIONS OF SALE OF GOODS

## 1. DEFINITIONS

In this Agreement, the following words shall have the following meanings:

- 1.1 "Supplier" means Astro Lighting Limited;
- 1.2 "Customer" means the customer of the Supplier specified in a relevant purchase order;
- 1.3 "Goods" means any goods which the Supplier supplies to the Customer pursuant to a purchase order;
- 1.4 "Delivery Date" means the date on which the Goods are deemed to be delivered in accordance with clause 9;
- 1.5 "Account Address" means the address provided by the Customer when setting up an account with the Supplier;
- 1.6 "Intellectual Property Rights" means patents, registered designs, unregistered designs, trade marks and service marks, domain names, copyright, design right, database rights, moral rights, utility models, trade or business names, trade secrets and other proprietary knowledge and information, specifications, formulae, data, processes, methods, techniques, improvements, other technology and/or discoveries, know-how, materials, rights protecting goodwill and reputation, rights in inventions, computer programs, designs, rights in confidential information and any other intellectual or industrial property right of any nature whatsoever, whether registered or unregistered or applied for, and together with (i) all rights of action in relation to the infringement of and the right to apply for any of the above, from time to time existing anywhere in the world and (ii) anything which is capable of protection by any of the foregoing rights; and
- 1.7 "Personal Data" and "Processing" shall have the meanings set out in the Data Protection Act 1998.

## 2. CONDITIONS APPLICABLE

- 2.1 These Terms and Conditions shall apply to the sale of Goods by the Supplier to the Customer to the exclusion of any other terms that the Customer seeks to impose or incorporate, or which are implied by trade, custom, practice or course of dealing.
- 2.2 An order for the Goods placed by the Customer or any agent of the Customer shall be deemed to be:-
  - 2.2.1 an offer by the Customer to purchase Goods pursuant to the provisions of these Terms and Conditions;
  - 2.2.2 accepted only when the Supplier issues a written acceptance of the order, at which point these Terms and Conditions shall become binding on the parties; and
  - 2.2.3 conclusive evidence of the Customer's acceptance of these Terms and Conditions.
- 2.3 Any variation of these Terms and Conditions (including any special terms and conditions agreed between the parties) shall be invalid unless agreed in writing by the parties.

## 3. DESCRIPTION

The Customer acknowledges and agrees that any description which is given or applied to the Goods:

- 3.1 is only for the purpose of identifying the Goods; and
- 3.2 is not relied on by the Customer when entering into these Terms and Conditions.

## 4. SUPPLIER WARRANTY

- 4.1 The Supplier warrants that on delivery the Goods shall:
  - 4.1.1 conform in all material respects with their description; and
  - 4.1.2 be free from material defects in design, material and workmanship.
- 4.2 The Supplier shall not be liable for the failure of any Goods to comply with the warranty set out in clause 4.1 in any of the following events:
  - 4.2.1 the defect arises because the Customer failed to follow the Supplier's oral or written instructions as to the storage, installation, use and maintenance of the Goods or (if there are none) good trade practice regarding the same;
  - 4.2.2 the defect arises as a result of the Supplier following any drawing, design or specification supplied by the Customer;
  - 4.2.3 the Customer alters or repairs such Goods without the written consent of the Supplier;
  - 4.2.4 the defect arises as a result of fair wear and tear, wilful damage, negligence, or abnormal storage or working conditions; or
  - 4.2.5 the Goods differ from their description as a result of changes made by the Supplier to ensure they comply with applicable statutory or regulatory requirements.
- 4.3 The warranties set out in clause 4.1 shall not apply to any bulbs or components supplied by third parties that are incorporated in the Goods.
- 4.4 Subject to clause 4.1, all conditions or warranties, express or implied (whether by statute or otherwise, to the fullest extent permitted by law), are expressly excluded from these Terms and Conditions.

## 5. ACKNOWLEDGEMENT OF EXAMINATION

- 5.1 The Customer agrees:
  - 5.1.1 to inspect the Goods on delivery;
  - 5.1.2 that it must notify the Supplier of any defect or damage which would be apparent upon a reasonable visual inspection within 5 days of the Delivery Date; and
  - 5.1.3 that in the absence of such notification described in clause 5.1.2 the Customer is deemed to be satisfied as to the condition of the Goods which would be evident upon reasonable examination; and
  - 5.1.4 that, subject to clause 4.1, the Supplier has not given any warranty or condition as to quality or fitness for any purpose of the Goods.
- 5.2 If the quantity of goods delivered is different from that ordered, the Customer must notify the Supplier of such deficiency within 5 days of delivery failing which the Customer shall be deemed to have accepted the amount actually delivered as being in accordance with the Customer's order.

## 6. DEFECTS AND GUARANTEE

- 6.1 The Supplier will, at its option, either make good by repair or the supply of a replacement, material defects (determined by reference to the warranties set out in clause 4.1) which, under proper use, appear in the Goods within a period of 3 years after the Goods have been delivered, provided that:
  - 6.1.1 the defect would not have been apparent from reasonable inspection by the Customer on delivery made in accordance with clause 5.1.1;
  - 6.1.2 the Customer notifies the Supplier in writing of the claimed defects in accordance with clause 5.1.2;
  - 6.1.3 the Supplier is satisfied that the defects arise solely from faulty design (other than a design made, furnished or specified by the Customer), materials or workmanship of the Supplier;
  - 6.1.4 the Goods or parts thereof claimed to be defective are returned to the Supplier at the risk of the Customer but at the expense of the Supplier; and
  - 6.1.5 the repaired or replacement Goods will be delivered to the Customer to the original place of delivery, but otherwise subject to the provisions of these Terms and Conditions.
- 6.2 As an alternative to clause 6.1, the Supplier shall be entitled, at its absolute discretion, to refund the price paid by the Customer for the Goods in question.
- 6.3 The remedy provided in this Clause 6 is the sole and exclusive remedy of the Customer under these Terms and Conditions and is without prejudice to the other provisions of these Terms and Conditions, including, without limitation, clause 13 below.
- 6.2 These Terms and Conditions shall apply to any repaired or replacement Goods supplied by the Supplier.

## 7. SAMPLE

The Customer acknowledges and agrees that where a sample of the Goods has been shown to and/or inspected by the Customer:

- 7.1 the sole purpose of the Supplier in doing so was to enable the Customer to judge the quality of the bulk; and
- 7.2 the provision of such sample does not form part of these Terms and Conditions or have any contractual force and, for the avoidance of doubt, shall not constitute a sale by sample.

## 8. PRICE

- 8.1 All amounts stated by the Supplier are exclusive of VAT and/or any other applicable taxes or levy, which shall be charged in addition at the rate in force at the date any payment is required from the Customer.
- 8.2 The Supplier reserves the right to adjust its prices for any increase in any costs of any kind arising for any reason after the date of these Terms and Conditions.
- 8.3 The Customer shall pay the price for the Goods as stated on the invoice issued by the Supplier and not as stated on any quotation, estimate, documentation or given orally.
- 8.4 The Customer shall pay all amounts due under these Terms and Conditions in full without any set-off, counterclaim, deduction or withholding (except for any deduction of withholding required by law). The Supplier may at any time, without limiting any other rights or remedies it may have, set off any amount owing to it by the Customer against any amount payable by the Supplier to the Customer.

## 9. DELIVERY

- 9.1 The Supplier shall, on agreement with the Customer, either make the Goods available for collection by the Customer or deliver the Goods to either the Account Address or such registered business address as may be agreed between the parties.
  - 9.2 Subject to the method of delivery to be determined in accordance with clause 9.1, the Goods shall be deemed to have been delivered to the Customer when:
    - 9.2.1 the Supplier makes them available to the Customer or agent of the Customer or any carrier (who shall be the Customer's agent whether or not the charges are paid by the Supplier or Customer); or
    - 9.2.2 the Goods are delivered to the Customer or agent of the Customer or any carrier (who shall be the Customer's agent whether or not the charges are paid by the Supplier or Customer) by the Supplier or the Supplier's agent or subcontractor.
  - 9.3 Any dates quoted for delivery are approximate only, and the time of delivery is not of the essence.
  - 9.4 If the Customer fails to take delivery of the Goods or any part of them on the due date and fails to provide any instructions, documents, licences, consents or authorisations required to enable the Goods to be delivered on the due date, the Supplier shall be entitled, upon giving written notice to the Customer, to store or arrange the storage of Goods. In this situation, the risk in the Goods shall pass to the Customer and delivery will be deemed to have taken place. The Customer shall be liable to pay to the Supplier all costs and expenses arising as a result of the failure to take delivery.

## 10. RISK

The risk in the Goods shall pass to the Customer on the Delivery Date.

## 11. TITLE

- 11.1 Title to the Goods shall not pass to the Customer until the Supplier receives payment of the price (and any other sums that are due or owing to the Supplier) in full, whether or not delivery of the Goods has been made.
- 11.2 Notwithstanding clause 11.1, title to the Goods shall pass to the Customer upon notification by the Supplier in writing.
- 11.3 Until title to the Goods passes to the Customer, the Customer shall:
  - 11.3.1 keep the Goods in satisfactory condition, in their packaging and separate from other goods so that they remain readily identifiable as the Supplier's property; and
  - 11.3.2 not remove, deface or obscure any identifying mark or packaging on or relating to the Goods.



<p>11.4 The Supplier shall be entitled at any time before the title passes to re-possess and dismantle (without being liable for any damage caused by doing so) all or any of the Goods and for that purpose to enter any premises of the Customer. If in such circumstances the Goods are stored or otherwise held on premises belonging to any third party, the Customer shall procure the right for the Supplier to enter such premises to re-possess and dismantle the Goods.</p> <p><b>12. PAYMENT</b></p> <p>12.1 Payment for the Goods shall be made within 30 days of the date of the Supplier's invoice unless agreed otherwise in writing by the parties.</p> <p>12.2 If payment is not received in accordance with clause 12.1, the Supplier shall be entitled:</p> <p>12.2.1 to charge interest on the outstanding amount at the rate of 4% per annum above the base lending rate of National Westminster Bank Plc, accruing daily from the due date until actual payment of the overdue amount;</p> <p>12.2.2 to require that the Customer makes a payment in full in advance of any delivery not yet made; and</p> <p>12.2.3 not to make any delivery in respect of Goods ordered but not yet delivered.</p> <p><b>13. RETURNS</b></p> <p>Goods which are not faulty or defective can only be returned with the prior agreement of the Supplier (at the Supplier's complete discretion). Non-faulty or defective goods and their packaging must be returned in re-saleable condition, and at the Customer's own cost, and will be subject to a re-stocking charge of an amount equal to 20% the price paid in respect of the Goods that are returned in accordance with this clause 13.</p> <p><b>14. LIABILITY</b></p> <p>14.1 Nothing in these Terms and Conditions shall limit or exclude the Supplier's liability:</p> <p>14.1.1 for death or personal injury caused by its negligence, or the negligence of its employees, agents or subcontractors (as applicable);</p> <p>14.1.2 for fraud or fraudulent misrepresentation;</p> <p>14.1.3 for breach of the terms implied by section 12 of the Sale of Goods Act 1979 (as amended);</p> <p>14.1.4 under the Consumer Protection Act 1987; or</p> <p>14.1.5 for any matter in respect of which it would be unlawful for the Supplier to exclude or restrict liability.</p> <p>14.2 Subject to clause 14.1:</p> <p>14.2.1 the Supplier shall not be liable to the Customer, whether in contract, tort (including negligence), breach of statutory duty, or otherwise, for:</p> <p>a. loss of profits;</p> <p>b. loss of sales or business;</p> <p>c. loss of agreements or contracts;</p> <p>d. loss of anticipated savings;</p> <p>e. loss of or damage to goodwill;</p> <p>f. loss of use or corruption of software, data or information; or</p> <p>g. any indirect or consequential loss arising under or in connection with these Terms and Conditions; and</p> <p>14.2.2 the Supplier's total liability to the Customer in respect of all other losses arising under or in connection with these Terms and Conditions, whether in contract, tort (including negligence), breach of statutory duty, or otherwise, shall not exceed the price of the Goods in relation to which such liability has arisen.</p> <p>15. Data Protection</p> <p>15.1 By placing an order in accordance with these Terms and Conditions, the Customer hereby consents to the use of its (and its employee' and agents') Personal Data by the Supplier for the following purposes:</p> <p>15.1.1 to enable the Supplier to fulfil its obligations under these Terms and Conditions;</p> <p>15.1.2 for the administration of the Customer's order;</p> <p>15.1.3 for marketing and promotional purposes; and</p> <p>15.1.4 to obtain feedback from customers and administer customer surveys.</p> <p>15.2 The Supplier shall process the Personal Data only to the extent, and in such a manner, as is necessary for the purposes specified in clause 15.1 and shall not process the Personal Data for any other purpose.</p> <p><b>16. INTELLECTUAL PROPERTY</b></p> <p>16.1 The Supplier shall retain and own all Intellectual Property Rights in and to the Goods.</p> <p>16.2 To the extent that the Goods are to be manufactured in accordance with modifications and/or improvements requested by the Customer (the acceptance of which are at the complete discretion of the Supplier), the Customer acknowledges that the Supplier shall own any Intellectual Property Rights in such modifications and improvements and the Customer shall indemnify the Supplier against all liabilities, costs, expenses, damages and losses (including any direct, indirect or consequential losses, loss of profit, loss of reputation and all interest, penalties and legal and other reasonable professional costs and expenses) suffered or incurred by the Supplier in connection with any claim made against the Supplier for actual or alleged infringement of a third party's intellectual property rights arising out of or in connection with the Supplier's use of any specification or details supplied with the Customer's request. This clause 16.2 shall survive termination of these Terms and Conditions.</p> <p>16.3 The Supplier reserves the right to amend the specification of the Goods if required by an applicable statutory or regulatory requirements.</p> <p><b>17. TERMINATION</b></p> <p>17.1 If the Customer becomes subject to any of the events listed in clause 17.2, the</p>	<p>Supplier may terminate these Terms and Conditions with immediate effect by giving written notice to the Customer.</p> <p>17.2 For the purposes of clause 17.1, the relevant events are:</p> <p>17.2.1 the Customer takes any step or action in connection with its entering administration, provisional liquidation or any composition or arrangement with its creditors (other than in relation to a solvent restructuring), being wound up (whether voluntarily or by order of the court, unless for the purpose of a solvent restructuring), having a receiver appointed to any of its assets or ceasing to carry on business or has any bankruptcy proceedings initiated or any events analogous to the foregoing occur under the laws of any jurisdiction;</p> <p>17.2.2 the Customer suspends, or threatens to suspend, or ceases or threatens to cease to carry on all or a substantial part of its business; or</p> <p>17.2.3 the Customer's financial position deteriorates to such an extent that in the Supplier's opinion the Customer's capability to adequately fulfil its obligations under these Terms and Conditions has been placed in jeopardy.</p> <p>17.3 Without limiting its other rights or remedies, the Supplier may suspend provision of the Goods under these Terms and Conditions or any other contract between the Customer and the Supplier if the Customer becomes subject to any of the events listed in clause 17.2.1 to clause 17.2.3, or the Supplier reasonably believes that the Customer is about to become subject to any of them, or if the Customer fails to pay any amount due under these Terms and Conditions on the due date for payment. On termination of these Terms and Conditions for any reason the Customer shall immediately pay to the Supplier all of the Supplier's outstanding unpaid invoices and interest.</p> <p>17.4 Termination of these Terms and Conditions, however arising, shall not affect any of the parties' rights, remedies, obligations and liabilities that have accrued as at termination.</p> <p>17.6 Clauses which expressly or by implication survive termination of these Terms and Conditions shall continue in full force and effect.</p> <p><b>18. GENERAL</b></p> <p>18.1 <b>Force Majeure</b> The Supplier shall not be in breach of these Terms and Conditions nor liable for delay in performing, or failure to perform, any of its obligations under these Terms and Conditions if such delay or failure arises as a result of the occurrence of an event reasonably beyond its control. In such circumstances the Supplier shall be entitled to a reasonable extension of the time for performing such obligations.</p> <p>18.2 <b>Amendments</b> These Terms and Conditions may only be amended in writing signed by duly authorised representatives of both parties.</p> <p>18.3 <b>Entire Agreement</b> Subject to the incorporation of these Terms and Conditions (if relevant) in the Supplier's form of distribution agreement as amended from time to time, these Terms and Conditions contain the entire agreement between the parties and supersede and replace any prior written or oral agreements, representations or understandings between them.</p> <p>18.4 <b>Waiver</b> No failure or delay by the Supplier in exercising any right, power or privilege under this Agreement shall impair the same or operate as a waiver of the same nor shall any single or partial exercise of any right, power or privilege preclude any further exercise of the same or the exercise of any other right, power or privilege. The rights and remedies provided in Agreement are cumulative and not exclusive of any rights and remedies provided by law.</p> <p>18.5 <b>Severance</b> If any provision of this Agreement is prohibited by law or judged by a court to be unlawful, void or unenforceable, the provision shall, to the extent required, be severed from these Terms and Conditions and rendered ineffective as far as possible without modifying the remaining provisions of these Terms and Conditions, and shall not in any way affect any other circumstances of or the validity or enforcement of these Terms and Conditions.</p> <p>18.6 <b>Law and Jurisdiction</b> The validity, construction and performance of these Terms and Conditions shall be governed by English law and shall be subject to the exclusive jurisdiction of the English courts to which the parties submit.</p> <p>18.7 <b>Headings</b> The headings of these Terms and Conditions are for convenience of reference only and shall not affect their interpretation.</p> <p>18.8 <b>Third Parties</b> For the purposes of the Contract, Rights of Third Parties Act 1999, these Terms and Conditions are not intended to, and do not, give any person who is not a party to it any right to enforce any of its provisions.</p> <p>18.9 <b>Interpretation</b> In these Terms and Conditions, unless the context requires otherwise:</p> <p>18.9.1 words importing any gender include every gender;</p> <p>18.9.2 words importing the singular number includes the plural number and vice versa;</p> <p>18.9.3 words importing persons include firms, companies and corporations and vice versa;</p> <p>18.9.4 the headings to the clauses, schedules and paragraphs of these Terms and Conditions are not to affect the interpretation;</p> <p>18.9.5 any reference to an enactment includes reference to that enactment as amended or replaced from time to time and to any subordinate by-law made under that enactment; and</p> <p>18.9.6 where the word "including" is used in these Terms and Conditions, it shall be understood as meaning "including without "Limitation".</p>
---	---

# DESIGN RIGHTS

**GB** The majority of products shown in this catalogue have been designed by Astro Lighting Limited, which retains the ownership of all design rights in these Astro-designed products.

Astro Lighting has a policy of constant product improvement, and whilst every care has been taken in the production of this catalogue, products supplied may differ in detail from the illustrations, images and descriptions given and therefore these descriptions and illustrations shall not form part of any contract.

Details of alterations will be provided on request.

Astro Lighting only use LEDs from the leading manufacturers. Nevertheless, colour temperatures can vary between batches and between manufacturers.

**FR** La majorité des produits présents dans ce catalogue ont été créés par Astro Lighting Ltd qui en détient tous les droits.

Astro Lighting mène une politique d'amélioration constante de ses produits. De ce fait et, bien que le plus grand soin ait été apporté à la réalisation de ce catalogue, les produits fournis peuvent différer dans le détail des illustrations, des images et des descriptions fournies et, par conséquent ces descriptions et illustrations ne font pas partie de tout contrat.

La description des éventuelles modifications peut être obtenue sur simple demande.

Astro Lighting utilise exclusivement des Leds de fabricants reconnus. Néanmoins les températures de couleur peuvent varier d'un fabricant à l'autre et d'un lot à l'autre.

**DE** Die Mehrheit der im Katalog gezeigten Produkten wurden von Astro Lighting Limited entworfen. Astro Lighting Limited behält sich alle Entwurfsrechte Ihrer entworfenen Produkten vor.

Astro Lighting Limited betreibt eine Politik der konstanten Produktverbesserung. Trotz größter Sorgfalt bei der Erstellung dieses Kataloges könnten. Die gelieferten Produkte können im Detail von den Abbildungen, Bilder und Beschreibungen gegeben und damit diesen Beschreibungen und Darstellungen abweichen sind nicht Teil eines Vertrages.

Details von etwaigen Änderungen werden gern auf Anfrage bereitgestellt.

Astro Lighting verwendet ausschließlich LEDs führender Hersteller. Dennoch kann die Farbtemperatur je nach Hersteller und Charge leicht variieren.

**IT** La maggior parte dei prodotti illustrati nel presente catalogo è stata ideata da Astro Lighting Limited, che detiene tutti i diritti di progettazione di tali prodotti Astro.


Astro Lighting ha adottato da sempre una politica di costante sviluppo del prodotto ed ha elaborato questo catalogo con estrema cura ed attenzione. Prodotti forniti possono essere diversi nei dettagli dalle illustrazioni, le immagini e le descrizioni riportate e quindi queste descrizioni e le illustrazioni non fanno parte di alcun contratto. I dettagli delle modifiche verranno forniti su richiesta.

Astro Lighting utilizza solamente led di primaria qualità. La temperatura di colore del LED potrebbe essere diversa a seconda dei lotti e dei produttori.

A MEMBER OF  
**A CID**  
ANTI COPYING IN DESIGN



WEEE producer registration no: WEE/KG0073UQ has registered with Lumatic Ltd and that for the year 2015 Astro Lighting Limited's responsibilities, under the Waste Electrical and Electronic (Producer Responsibility) Regulations 2006, will be discharged on its behalf by Lumatic.



# PRODUCT CODE INDEX

CODE	NAME	PAGE	CODE	NAME	PAGE	CODE	NAME	PAGE
0183	Exel Triple Bar	536	0572	Kyoto 260 SC	79	0792	Palermo 600 MN	11
0242	Bow	36	0573	Kyoto 365 PC	79	0793	Teetoo 350 PC	367
0243	Curve	37	0576	Soprano P.I.R PS	595	0794	Teetoo 350 MN	367
0270	Mariner	144/442	0577	Amalfi Plus 370	351	0795	Teetoo 350 Br	367
0271	Planar Square	453	0578	Ovaro Plus 420	345	0796	Teetoo 550 PC	367
0274	Tube	58	0582	Bressa	491	0797	Teetoo 550 MN	367
0275	ShaverLight	38	0583	Mashiko 500 PC	23	0798	Teetoo 550 Br	367
0291	Strata	153/452	0584	Mashiko 300 PC	149/447	0812	Pero	331
0304	California	69	0586	Altea	141/438	0813	Mosto	331
0323	Denver	135/431	0587	Denia	145/443	0814	Kashima 350	85
0325	Toronto Round	93/577/612	0588	Mirror Mounting Kit 1	101	0815	Niimi Square	117
0326	Toronto Oval	93/577	0591	Mallon Plus	145/439	0820	Taketa MN	151/449
0327	Tulsa	76	0598	Ixtra Shaverlight	39	0821	Taketa PC	151/449
0331	Carolina	261	0600	Epsilon	68	0824	Bloc MN	89
0334	Lincoln	60	0603	Dakota Plus 180 PC	143/441	0825	Tango LED 3000K Wh	98/385/598
0335	Dayton	83	0609	Veneto 300	341	0826	Tango LED 3000K BSS	98/385/598
0340	Bari	75	0610	Veneto 400	341	0828	Alba	87
0342	Arezzo	59	0616	Bow Plus	36	0829	Bloc PC	89
0343	Roma	41	0617	Amalfi Plus 520	351	0830	Zeppo	137/430
0347	Seville Shaver	38	0623	Porto Plus Single PS	581	0831	Tango LED 3000K PS	98/385/598
0355	Torino	121	0624	Porto Plus Single BK	581	0832	Tango LED 3000K Bk	98/385/598
0356	Genova	123	0625	Porto Plus Twin PS	581	0833	Tango LED 3000K PC	98/385/598
0360	Livorno	110	0626	Porto Plus Twin BK	581	0837	Palermo 600 PC	11
0381	Detroit	583	0627	Palermo 1200 PC	11	0838	Palermo 900 PC	11
0386	Kyoto 260 PC	79	0628	Catena	119	0843	Dakota 180 PC	143/441
0387	Osaka PC	139/435	0630	Fosso Surface PC	301	0844	Toronto 170	93/577/612
0399	Cremona	263	0635	Cube	71	0845	Mashiko Classic 360 PC	21
0400	Manerbio	263	0636	Recess	108	0848	Salerno	25/565
0406	Imola 800	103	0637	Livorno Shaver	110	0849	Tosca Br	297
0408	Obround	355	0639	Mashiko 300 Br	149/447	0850	Tosca PC	297
0410	Image	262	0650	Padova Round PC	81	0859	Olan Br	249
0411	Luga	359	0651	Savio	77	0860	Olan PC	249
0414	San Marino (White Shade)	243	0655	Verona	77	0861	Olan MN	249
0423	Amalfi	351	0656	Noventa	61	0865	Park Lane (White Shade) PC	229
0424	Park Lane (White Shade) Br	229	0659	Fosso Switched PC	301	0866	Messina Bk	557
0425	Slice	343	0660	Fosso Switched Br	301	0869	Momo LED	282
0432	Arwin	347	0661	Tallin 600	29	0873	Goya LED 460 BN	371
0434	Roma Switched	41	0662	Fuji Wide 950	113	0874	Goya LED 460 PC	371
0440	Galaxy	109	0664	Lambro 220	242	0875	Goya LED 760 BN	371
0472	Tokyo	357	0665	Siena Round	57	0876	Goya LED 760 PC	371
0479	Palermo 900 PC	11	0666	Siena Oval	57	0877	Mashiko Classic 360 BR	21
0483	Homefield Bk	561	0667	Romano 600 PC	13	0878	Mashiko 600 PC	23
0484	Montparnasse Wall PN	569	0668	Romano 900 PC	13	0881	Napoli	223
0485	Niro	122	0671	Montparnasse Pendant PN	545	0882	Napoli LED	283
0488	Gena	120	0672	Kappa	68	0883	Cyl 200	354
0493	Takko	144/442	0674	Dakota 300 BN	143/441	0884	Cyl 260	354
0499	Cabaret 4	33	0675	Soprano	595	0886	Parma 160 LED 3000K	315
0500	Connaught (White Shade) Br	227	0676	Soprano P.I.R BK	595	0887	Parma 250 LED 3000K	317
0506	Nena PC	67	0677	Soprano Bollard	607	0888	Vermeer 40 LED 3000K	365
0507	Anton	63	0678	Park Lane Grande MN	47/231	0889	Vermeer 300 LED 3000K	365
0511	Grosvenor	63	0679	Park Lane Grande LED MN	279	0890	Mashiko 200 PC	149/447
0512	Anja Shaver	39	0681	Mashiko Classic 300 PC	149/447	0891	Mashiko 400 PC	149/447
0514	Belgravia 400	19	0693	Tallin 900	29	0892	Bergamo 300	31
0516	Park Lane (Black Shade) PC	229	0695	Koza	327	0893	Bergamo 600	31
0526	Gena Plus	120	0699	Tosca MN	297	0895	Emilia	559
0527	Sala	257	0700	Goya 365 PC	369	0898	Calabria	111
0528	Goya 365 BN	369	0701	Goya 590 PC	369	0902	Tallin 1200	29
0529	Goya 590 BN	369	0749	Momo Br	237	0906	Osaka BN	139/435
0531	Tallin 300	29	0750	Momo PC	237	0910	Belgravia 700	19
0534	Goya 365 AB	369	0751	Momo MN	237	0911	Mashiko 900 PC	23
0535	Goya 590 AB	369	0756	Fosso Switched MN	301	0915	Monza Plus 400	15
0536	Fuji Wide 1250	113	0760	Niimi Round	117	0916	Brenta 130	335
0537	Sala LED	285	0762	Flair 1250	107	0917	Pienza 140	323
0538	Park Lane Grande BR	47/231	0763	Park Lane (White Shade) MN	229	0918	Appa Solo PC	251
0539	Park Lane Grande PC	47/231	0765	Romano 1200 PC	13	0919	Appa Solo MN	251
0540	Park Lane Grande LED Br	279	0766	Ashino	256	0920	Lloyd PC	51/247
0541	Park Lane Grande LED PC	279	0767	Ashino Wide	256	0921	Lloyd MN	51/247
0548	Fuji Shaver	113	0774	Sagara	69	0922	Lloyd BR	51/247
0550	Mashiko 360 PC	21	0775	Taketa	73	0923	Appa Solo Br	251
0553	Nola	260	0776	Broni Round	56	0926	Azumi Classic BR	45/241
0554	Ovaro	345	0777	Broni Square	56	0927	Azumi Classic PN	45/241
0561	Montparnasse Wall Br	569	0780	Palermo 600 PC	11	0928	Azumi Classic MN	45/241
0562	Homefield Br	561	0781	Palermo 600 PC	11	0930	Luga Square	359
0563	Homefield PN	561	0782	Imola 900	103	0931	Puzzle	565
0564	Dakota 300 PC	143/441	0788	Azumi Classic LED Br	278	0932	Jardino	607
0565	Dakota Plus 300 PC	143/441	0789	Azumi Classic LED PN	278	0934	Taketa Plus MN	151/449
0567	Connaught (Black Shade) PC	227	0790	Azumi Classic LED MN	278	0935	Terra 90	603
0569	Tokyo Switched	357	0791	Padova Round MN	81	0936	Terra 42 AA	97/603

# PRODUCT CODE INDEX

CODE	NAME	PAGE	CODE	NAME	PAGE	CODE	NAME	PAGE
0937	Beam One	600	1776	G9 Halogen 28W	618 / 619	4097	Bevel Square 550 shade Wh	423
0938	Beam Two	600	1817	Borgo 55 Wall Box	99 / 379	4098	Bevel Round 450 Shade Wh	423
0939	Beam Four	600	1818	Borogo 90 Wall Box	99 / 379	4099	Bevel Square 400 shade Wh	423
0940	San Marino Solo Br	245	1826	Firehood 410	616	4104	Bevel Round 600 Shade Oy	423
0941	San Marino Solo PC	245	1827	Firehood 280	616	4105	Bevel Square 550 shade Oy	423
0942	San Marino Solo MN	245	1831	700mA Driver 14W	617	4106	Bevel Round 450 Shade Oy	423
0943	Tube LED	58	1832	700mA Driver 18W	617	4107	Bevel Square 400 shade Oy	423
0947	Kalsa	597	1833	500mA Driver 18W	617	4108	Park Lane Grande Twin Wh	233
0952	Monza Classic 250	15	1834	350mA Driver 18W	617	4109	Park Lane Grande Twin Bk	233
0953	Naxos LED	346	1835	Multi Voltage LED Driver	617	4110	Park Lane Grande Twin Oy	233
0955	D-Light LED 3000K Wh	373	1836	Multi Voltage LED Driver DALI Dimming	617	4111	Tapered Rectangle Shade Wh	259 / 417 / 642
0956	D-Light LED 3000K BA	373	1837	E27 CFL 15W	618 / 619	4112	Tapered Rectangle Shade Bk	259 / 417 / 642
0957	Cabaret 5	33	1838	E27 CFL 20W	618 / 619	4113	Tapered Rectangle Shade Oy	259 / 417 / 642
0959	Sofia Wall PC	49 / 225	1839	E27 CFL 30W	618 / 619	4116	Chuo 380 Shade Wh	253
0960	Sofia Wall MN	49 / 225	1848	GU10 LED 4000K 6W	618 / 619	4117	Chuo 380 Shade Bk	253
0961	Kashima 620	85	1871	E27 LED 6W	618 / 619	4118	Chuo 380 Shade Oy	253
0962	Avola	30	1872	E14 Candle LED 3W	618 / 619	4123	Chuo 190 Shade Wh	253
0963	Arezzo Ceiling	132 / 425	1873	E14 GolfBall LED 3W	618 / 619	4124	Chuo 190 Shade Bk	253
0964	Parma 210	315	1874	500mA Driver 10W	617	4125	Chuo 190 Shade Oy	253
0965	Zeppo Pendant 300	487	1877	G9 LED 2W	618 / 619	4126	Chuo 250 Shade Wh	253
0966	Tokyo Classic	357	1879	E27 Filament 40W	618 / 619	4127	Chuo 250 Shade Bk	253
0969	Mashiko 400 PB	149 / 447	1880	E27 Filament 40W	618 / 619	4128	Chuo 250 Shade Oy	253
0970	Borgo 55 LED 3000K Wh	379	1917	GX53 LED 5W	618 / 619	4129	Cone 145 Shade Wh	259 / 642
0971	Borgo 55 LED 3000K SS	379	1921	700mA Driver 10.15W	617	4130	Cone 145 Shade Bk	259 / 642
0972	Borgo 55 LED 3000K BSS	379	1922	350mA Driver 10.15W	617	4131	Cone 145 Shade Oy	259 / 642
0973	Borgo 90 LED 3000K Wh	379	1969	E27 LED Filament 4W	618 / 619	4132	Rafina Shade wh	465
0974	Borgo 90 LED 3000K SS	379	1970	E27 LED 9W	618 / 619	4133	Rafina Shade Bk	465
0975	Borgo 90 LED 3000K BSS	379	4001	Park Lane Grande Shade Wh	259 / 417 / 643	4134	Rafina Shade Oy	465
0976	Borgo Trimless 35 LED 3000K	383	4002	Park Lane Floor Shade Wh	417 / 643	4135	Lima Shade Wh	213
0977	Borgo Trimless 65 LED 3000K	383	4003	Park Lane Grande Shade Bk	259 / 417 / 643	4136	Lima Shade Bk	213
0978	S-Light	340	4004	Park Lane Floor Shade Bk	417 / 643	4137	Lima Shade Oy	213
0988	Riva 350 PC	53 / 219	4011	Azumi Square Table Shade Wh	417 / 643	4138	Cone 160 Shade Wh	259 / 642
0992	Mirror Mounting Kit 2	101	4012	Azumi Square Table Shade Bk	417 / 643	4139	Cone 160 Shade Bk	259 / 642
0993	Mashiko 200 Br	149 / 447	4013	Azumi Square Floor Wh	417 / 643	4140	Cone 160 Shade Oy	259 / 642
0995	Momo Single PC	43 / 239	4018	Azumi Lambro Square Shade Wh	259 / 642	4141	Petra 180 Shade Wh	254
0996	Fuse Switched PC	293	4019	Azumi Lambro Square Shade Bk	259 / 642	4142	Petra 180 Shade Bk	254
0997	Fuse Switched Br	293	4020	Azumi/Momo Shade Wh	259 / 642	4143	Petra 180 Shade Oy	254
0998	Fuse Switched AA	293	4021	Azumi/Momo Shade Bk	259 / 642	4144	Chuo 260 Shade Wh	253
0999	Romano 600 PC	13	4024	Azumi/Tag Round Table Shade Wh	417 / 643	4145	Chuo 260 Shade Bk	253
1165	Tapered Drum 95 Shade Wh	259 / 642	4026	Azumi/Tag Round Floor Shade Wh	417 / 643	4146	Chuo 260 Shade Oy	253
1170	2D 4-Pin 16W	618 / 619	4028	Lambro Shade Wh	259 / 642	4147	IOS 250 Shade Wh	255
1181	2D 4-Pin 28W	618 / 619	4030	Rectangle 180 shade Bk	259 / 642	4149	IOS 250 Shade Oy	255
1188	T5 Fluorescent 14W	618 / 619	4035	Park Lane Grande Shade Oy	259 / 417 / 643	4150	Tapered Drum 95 Shade Bk	259 / 642
1216	Rectangle 180 shade Wh	259 / 642	4037	Azumi Lambro Square Shade Oy	259 / 642	4151	Tapered Drum 95 Shade Oy	259 / 642
1225	GX53 CFL 9W	618 / 619	4038	Azumi/Momo Shade Oy	259 / 642	4152	Tag 400 Pendant Shade Pu	458 / 643
1227	60VA Transformer	617	4040	Azumi/Tag Round Table Shade Oy	417 / 643	4153	Tag 500 Pendant Shade Wh	458 / 643
1241	GU10 Halogen 50W	618 / 619	4042	Azumi/Tag Round Floor Shade Oy	417 / 643	4154	Tag 500 Pendant Shade Bk	458 / 643
1271	700mA Driver 3W	617	4043	Lambro Shade Oy	259 / 642	4155	Tag 500 Pendant Shade Pu	458 / 643
1275	350mA Driver 1-3W	617	4049	Tapered Drum 135 Shade Wh	259 / 642	4156	Drum 500 Pendant Shade Wh	458 / 643
1483	GU10 Halogen 35W	618 / 619	4050	Tapered Drum 135 Shade Bk	259 / 642	4157	Drum 500 Pendant Shade Bk	458 / 643
1487	G9 Halogen 40W	618 / 619	4054	Oval Shade Wh	259 / 642	4158	Drum 500 Pendant Shade Oy	458 / 643
1546	Demister Pad	616	4055	Oval Shade Bk	259 / 642	4159	Semi Drum 400 Shade Bk	211
1548	2G7 CFL 11W	618 / 619	4058	Tube 120 Shade Wh	259 / 642	4160	Semi Drum 400 Shade Wh	211
1549	2G11 CFL 18W	618 / 619	4059	Tube 120 Shade Bk	259 / 642	4161	Semi Drum 400 Shade Oy	211
1550	2G11 CFL 24W	618 / 619	4060	Tube 120 Shade Oy	259 / 642	4162	Drum 400 Pleated Shade Wh	417 / 458 / 643
1551	2G11 CFL 36W	618 / 619	4061	Drum 150 Shade Wh	259 / 642	4163	Drum 400 Pleated Shade Bk	417 / 458 / 643
1554	T5 Fluorescent 21W	618 / 619	4062	Drum 150 Shade Bk	259 / 642	4164	Drum 400 Pleated Shade Pu	417 / 458 / 643
1555	T5 Fluorescent 28W	618 / 619	4063	Drum 150 Shade Oy	259 / 642	4165	Drum 500 Pleated Shade Wh	458 / 643
1556	T5 HO 24W	618 / 619	4064	Tapered Drum 135 Shade Oy	259 / 642	4166	Drum 500 Pleated Shade Bk	458 / 643
1557	T5 HO 39W	618 / 619	4065	Oval Shade Oy	259 / 642	4167	Drum 500 Pleated Shade Pu	458 / 643
1558	T5 Circular 4-Pin 22W	618 / 619	4067	Rectangle 180 shade Oy	259 / 642	4168	Park Lane Grande Shade Pu	259 / 417 / 643
1559	T9 Circular 4-Pin 32W	618 / 619	4076	Cone 195 Shade Wh	259 / 642	4169	Oval Shade Pu	259 / 642
1562	GU5.3 Dichoric Halogen 50W	618 / 619	4079	Cone 195 WG	258 / 643	4170	Cone 240 Shade Pu	259 / 642
1572	T5 Fluorescent 14W 4000K	618 / 619	4079	Ravello Wall MN	235	4171	Azumi Lambro Square Shade Pu	259 / 642
1596	LED Connector	616	4080	Cone 240 Shade Wh	259 / 642	4172	Azumi/Momo Shade Pu	259 / 642
1598	Firehood 150	616	4083	Cone 240 Shade WG	259 / 642	4173	Drum 250 Table Shade Pu	259 / 417 / 643
1602	LED Flexi-Strip	95	4085	Tag 400 Pendant Shade Bk	458 / 643	4174	Drum 200 Shade Wh	259 / 642
1611	12V Driver LED 60W	95 / 617	4086	Tag 400 Pendant Shade Wh	458 / 643	4175	Drum 200 Shade Bk	259 / 642
1613	12V Driver LED 20W	95 / 617	4087	Tube 600 Pendant Shade Wh	458 / 643	4176	Drum 200 Shade Oy	259 / 642
1673	T5 HO 54W	618 / 619	4088	Tube 600 Pendant Shade Bk	458 / 643	4177	Tube 135 Shade Wh	259 / 642
1691	Firehood 300	616	4089	Tube 600 Pendant Shade Oy	458 / 643	4178	Tube 135 Shade Bk	259 / 642
1696	T5 Fluorescent 13W	618 / 619	4090	Drum 420 Floor Shade Wh	417 / 458 / 643	4179	Tube 135 Shade Oy	259 / 642
1704	GU10 LED 5.4W	618 / 619	4091	Drum 420 Floor Shade Bk	417 / 458 / 643	4180	Tube 135 Shade Pu	259 / 642
1714	GU5.3 LED 7W	618 / 619	4092	Drum 420 Floor Shade Oy	417 / 458 / 643	4181	Cone 240 Shade Bk	259 / 642
1729	E27 CFL 11W	618 / 619	4093	Drum 250 Shade Wh	259 / 417 / 642	4504	Park Lane Table Br	412
1736	GU10 LED 2800K 6W	618 / 619	4094	Drum 250 Shade Bk	259 / 417 / 642	4505	Park Lane Table PC	412
1756	350mA Driver 1-11W	617	4095	Drum 250 Shade Oy	259 / 417 / 642	4506	Park Lane Floor Br	413
1757	700mA Driver 3-21W	617	4096	Bevel Round 600 Shade Wh	423	4507	Park Lane Floor PC	413

# PRODUCT CODE INDEX

CODE	NAME	PAGE	CODE	NAME	PAGE	CODE	NAME	PAGE
4510	Azumi Table PC	410	5596	Ice Round Fire-rated 12V	167	5709	Taro Twin Adj Fire-rated BA	513
4511	Azumi Table Br	410	5597	Ice Square Fire-rated 12V	167	5710	Taro Twin Adj Fire-rated Wh	513
4512	Azumi Floor PN	411	5598	Mint Round Fire-rated 12V	168	5712	Lenta Adj Wh	519
4513	Azumi Floor Br	411	5600	Frascati Round Fire-rated 12V	169	5713	Lenta Fixed PS	519
4514	Azumi Table MN	410	5612	Seto	173	5714	Lenta Fixed LED 2700K Wh	519
4515	Azumi Floor MN	411	5620	Kamo Fire-rated 12V PC	175	5716	Elva LED 2700K	518
4516	Park Lane Table MN	412	5621	Kamo Fire-rated Wh	175	5717	Samos Square LED 2700K AA	491
4517	Park Lane Floor MN	413	5622	Kamo Fire-rated PC	175	5718	Samos Round LED 2700K AA	491
4523	Marasino	415	5623	Trimless Round Fixed Fire-rated 12V	155/501	5719	Aprilia Twin Adj 2700K Wh	511
4526	Momo Table BSS	409	5624	Trimless Round Fixed Fire-rated	155/501	5720	Aprilia Twin Adj 2700K AA	511
4527	Momo Table PC	409	5625	Minima Round Fixed 12V Wh	521	5722	Aprilia Round Adj 2700K AA	509
4529	Momo Floor BSS	409	5626	Lenta Adj PS	519	5723	Aprilia Square Adj 2700K Wh	509
4530	Momo Floor PC	409	5629	Lenta Fixed LED 3000K Wh	519	5724	Aprilia Square Adj 2700K AA	509
4532	Limina	415	5633	Elva LED 3000K	518	5725	Aprilia Round Adj Fire-rated Wh	509
4533	Sofia Floor PC	407	5635	Taro Round Fixed BA	515	5726	Aprilia Square Fire-rated Wh	509
4534	Sofia Floor MN	407	5636	Taro Square Fixed BA	517	5731	Vetro Square Fire-rated Wh	157
4537	Ravello Floor PC	403	5637	Taro Round Adj BA	515	5732	Vetro Square Fire-rated Bk	157
4538	Ravello Floor MN	403	5638	Taro Square Adj BA	517	5733	Vetro Round Fire-rated Wh	157
4539	Ravello Floor Br	403	5639	Taro Round Fixed Wh	515/615	5734	Vetro Round Fire-rated Bk	157
4543	Joel Table PC	396	5640	Taro Square Fixed Wh	517	5737	Minima Square Adj Wh	523
4544	Joel Table Bk	396	5641	Taro Round Adj Wh	515	5738	Minima Square Fixed Wh	523
4545	Joel Table Cr	396	5642	Taro Square Adj Wh	517	5739	Minima Adj Fire-rated Wh	521
4546	Joel Floor PC	399	5643	Minima Round Fixed Wh	521	5740	Minima Square Adj Fire-rated Wh	523
4547	Joel Floor Bk	399	5646	Osca Round 140 LED	495	5741	Minima Round Fixed Fire-rated Wh	521
4548	Joel Floor Cr	399	5647	Osca Square 140 LED	495	5742	Minima Square Fixed Fire-rated Wh	523
4551	Joel Grande Table PC	397	5648	Taro Twin Adj Wh	513	5743	Mayfair Fixed	161
4552	Joel Grande Table Cr	397	5649	Taro Twin Adj BA	513	5744	Mayfair Adjustable	161
4553	Joel Grande Table Bk	397	5650	Taro Triple Adj Wh	513	5746	Vetro Round 6W Wh	157
4554	Ravello Table PC	401	5651	Taro Triple Adj BA	513	5747	Vetro Square 6W Wh	157
4555	Ravello Table MN	401	5654	Blanco Twin	507	5748	Vetro Twin 6W Wh	157
4556	Ravello Table Br	401	5655	Blanco Square	506	5749	Aprilia Twin Adj 6W 3000K Wh	511
4557	Sofia Table PC	405	5656	Blanco 45	507	5750	Aprilia Round Adj 3000K Wh	509
4558	Sofia Table MN	405	5657	Blanco Round	506	5755	Vetro Square 6W Bk	157
4559	Atelier Arm Assembly PA	393/395	5658	Kamo Wh	175/615	5757	Aprilia Twin Adj 6W 2700K Wh	511
4560	Atelier Arm Assembly Wh	393/395	5659	Kamo PC	175	5759	Aprilia Round Adj 2700K Wh	509
4561	Atelier Arm Assembly Bk	393/395	5660	Kamo BN	175	5761	Aprilia Square Adj 2700K Wh	509
4562	Atelier Desk Base PA	393	5663	Taro Quad Adj Wh	513	6001	Altona	537
4563	Atelier Desk Base Wh	393	5664	Taro Quad Adj BA	513	6004	Polar Single	531
4564	Atelier Desk Base Bk	393	5665	Minima Adj Wh	521	6005	Polar Triple Square	531
4565	Atelier Floor Base PA	395	5666	Minima Adj 12V Wh	521	6006	Polar Triple Bar	531
4566	Atelier Floor Base Wh	395	5667	Vetro Round Wh	157	6008	Montana Single	533
4567	Atelier Floor Base Bk	395	5668	Vetro Square Wh	157	6009	Montana Triple Bar	533
4568	Atelier Clamp PA	393	5669	Vetro Twin Wh	157	6042	Scala Triple Round	534
4569	Enna Floor Wh	391	5670	Trimless Square Fixed Fire-rated	155/503	6050	Scala Single	534
4570	Enna Floor Bk	391	5671	Taro Round Fixed Fire-rated BA	515	6058	Montana Four Bar	533
4571	Enna Floor MG	391	5672	Taro Round Fixed Fire-rated Wh	515	6091	Altona Recess	537
4572	Enna Desk Wh	389	5673	Taro Square Fixed Fire-rated BA	517	6106	Como Single	177
4573	Enna Desk Bk	389	5674	Taro Square Fixed Fire-rated Wh	517	6107	Como Triple Round	177
4574	Enna Desk MG	389	5675	Taro Round Adj Fire-rated BA	515	6108	Scala Single Switched	534
4577	Joel Table MG	396	5676	Taro Round Adj Fire-rated Wh	515	6109	Como Triple Bar	177
5501	Frascati Round	169	5677	Taro Square Adj Fire-rated BA	517	6113	Ovale Single	532
5502	Frascati Square	169	5678	Taro Square Adj Fire-rated Wh	517	6114	Ovale Triple Round	532
5503	Ice Square	167	5679	Trimless Round Adj Fire-rated	501	6119	Magna Single Br	535
5504	Ice Round	167	5680	Trimless Square Adj Fire-rated	503	6121	Como Twin	177
5509	Vancouver Round 12V	163	5681	Trimless Twin Adj Fire-rated	503	6122	Magna Triple Bar	535
5510	Vancouver square 12V	163	5682	Samos Square LED 3000K AA	491	6128	Magna Single MN	535
5511	Ice Round 12V	167	5683	Samos Round LED 3000K AA	491	6135	Tokai Single	179
5512	Ice Square 12V	167	5684	Osca 140 Adjustable Twin	497	6136	Tokai Triple Round	179
5513	Frascati Round 12V	169	5685	Osca 140 Adjustable Round	497	6137	Tokai Triple Bar	179
5514	Frascati Square 12V	169	5686	Osca 140 Adjustable Square	497	6138	Tokai Twin	179
5518	Vancouver Round	163	5688	Aprilia Twin Adj 3000K Wh	511	6142	Ascoli Single Wh	527
5519	Vancouver Square	163	5690	Aprilia Twin Adj 3000K AA	511	6143	Ascoli Triple Round Wh	527
5547	Kamo 12V Wh	175	5691	Aprilia Round Adj 3000K Wh	509	6144	Ascoli Triple Bar Wh	527
5548	Kamo 12V PC	175	5693	Aprilia Square Adj 3000K Wh	509	6145	Ascoli Single Br	529
5549	Kamo Fire-rated 12V BN	175	5694	Aprilia Square Adj 3000K AA	509	6146	Ascoli Triple Round Br	529
5554	Mint Round 12V	168	5696	Vancouver LED Round 45	165	6147	Ascoli Triple Bar Br	529
5555	Mint Square 12V	168	5697	Vancouver LED Round 90	165	7001	Bologna 160 LED 3000K	333
5564	Mint Round	168	5698	Vancouver LED Square 90	165	7002	Bologna 240	333
5565	Mint Square	168	5699	Trimless Square Adj LED	503	7003	Osca Pendant Round 200	489
5574	Taro Round Adj 12V BA	515	5700	Trimless Round Adj LED	501	7004	Osca Pendant Square 200	489
5575	Taro Square Adj 12V BA	517	5701	Minima Round Fixed LED Wh	521	7009	Zip	86
5576	Taro Round Fixed 12V BA	515	5702	Trimless Round Fixed Fire-rated LED	501	7010	Osca Square 200	495
5577	Taro Square Fixed 12V BA	517	5703	Trimless Square Fixed Fire-rated LED	503	7011	Osca Round 200	495
5579	Ice Round LED	167	5704	Vetro Round Bk	157	7014	Castiro 225	135/433
5580	Ice Square LED	167	5705	Vetro Square Bk	157	7015	Momo Single MN	43/239
5581	Mint Round LED	168	5706	Vetro Twin Bk	157	7017	Monza 600	15
5583	Brembo Round	159	5707	Kamo LED Wh	175	7019	Parma 100 LED 3000K	313
5584	Brembo Square	159	5708	Kamo LED PC	175	7022	Riva 350 MN	53/219

# PRODUCT CODE INDEX

CODE	NAME	PAGE	CODE	NAME	PAGE	CODE	NAME	PAGE
7023	Riva 350 BR	53/219	7119	Arta Square 210 PS	575/613	7251	Joel Grande Wall Cr	269
7024	Sabina 170	131/427	7120	Arta Square 210 Bk	575/613	7252	Joel Grande Wall Bk	269
7028	Padova Square PC	81	7121	Arta Round 275 PS	575/613	7253	Tate Br	213
7029	Flair 900	107	7122	Arta Round 275 Bk	575/613	7254	Tate PC	213
7031	Kyoto Pendant	125	7123	Arta Oval PS	575	7255	Tate MG	213
7034	Rocca PC	463	7124	Arta Oval Bk	575	7256	Kymi 220	329
7035	Rocca Br	463	7125	Chios 80 PS	587	7258	Kymi 300	329
7037	Romano 900 PC	13	7126	Chios 80 Bk	90/587	7259	Oasca LED Round Wh	499
7038	Parma 200	317	7127	Chios 150 PS	587	7260	Pienza Switched 140	323
7040	Parma 625	317	7128	Chios 150 Bk	90/587	7261	Brenta 175	335
7041	Tressino S PN	573	7131	Gramos Round	601	7263	Massa 300	140/437
7042	Tressino S Bk	573	7133	Belgravia 500	19	7264	Tivoli Bk	593
7043	Mashiko 360 PS	21	7134	Mashiko 600 LED PC	23	7265	Tivoli PS	593
7044	Bloc PS	89	7135	Delphi Twin	217	7266	Homefield Sensor Bk	561
7045	IP44 Kit	616	7136	Delphi Single	217	7267	Newbury Bk	553
7046	Fuse Unswitched Br	293	7137	Biarritz	65	7270	Richmond	555
7047	Fuse Unswitched PC	293	7140	Pella 325	321	7271	Axios 600 MN	27
7048	Fuse Unswitched AA	293	7141	Pella 190	321	7272	Dafni Bk	567
7049	Oasca LED Square Wh	499	7144	Mast light PS	593	7273	Parma 210 LED 3000K	315
7050	Leo Switched PC	305	7146	Lima PC	207	7274	Mantova	133/429
7051	Leo Switched MN	305	7147	Limoges Triple	215	7275	Bloc Wh	89
7052	Leo Switched Br	305	7148	Limoges Twin	215	7337	Enna Recess PC	289
7053	Leo Unswitched PC	305	7149	Limoges Single	215	7338	Enna Recess MN	289
7054	Leo Unswitched MN	305	7150	Lima MN	207	7339	Enna Recess Br	289
7055	Leo Unswitched Br	305	7151	Lima Br	207	7340	Enna Recess Wh	289
7056	3-Way Plate	423	7152	Pienza LED 3000K	323	7341	Leros Plaster LED 3000K	377
7057	4-Way Plate	423	7153	Pienza 165	323	7342	Olympus Plaster LED 3000K	377
7058	Lago 280 PC	55/221	7154	Rafina MN	465	7343	Blanco Round Adj	504
7059	Lago 280 MN	55/221	7155	Rafina Br	465	7344	Blanco Twin Adj	505
7060	Oslo 160 PS	585	7156	Joel Wall PC	267	7345	Blanco Square Adj	504
7061	Oslo 160 Bk	91/585	7157	Joel Wall Bk	267	7346	Ithaca 240	479
7062	Park Lane Grande Twin PC	233	7158	Joel Wall Cr	267	7347	Ithaca 285	479
7063	Park Lane Grande Twin MN	233	7159	Taketa LED PC	151/449	7348	Kashima LED 350	85
7064	Park Lane Grande Twin Br	233	7160	Taketa LED MN	151/449	7349	Kashima LED 620	85
7069	Suspension Kit 1 MN	460	7161	Karla	72	7350	Volos 210	152/451
7070	Suspension Kit 1 PC	460	7162	Sparta 600 PC	09	7355	Messina Sensor	557
7071	Looping Block PC	460	7163	Sparta 900 PC	09	7356	Enna Surface Br	289
7072	Looping Block MN	460	7164	Digit PC	295	7357	Enna Surface MN	289
7073	Milo	349	7165	Digit MN	295	7358	Enna Surface PC	289
7074	Aria 300	344	7166	Digit Br	295	7359	Enna surface Wh	289
7075	Kyo	347	7167	Leo Switched Wh	305	7360	Enna Square Switched Wh	291
7076	Parma 110	313	7168	Leo Unswitched Wh	305	7361	Enna Square Switched Br	291
7077	Mashiko Round 300	147/445	7169	Asini	129/424	7362	Enna Square Switched MN	291
7078	Ravello Wall PC	235	7170	Backplate 3	253	7363	Enna Square Switched PC	291
7079	Cone 195 Shade WG	259/642	7171	Lima MG	207	7365	Nimis 350	481
7080	Ravello Wall Br	235	7172	Rio 325 LED 3000K	319	7366	Nimis 260	481
7081	Homefield Frosted Bk	561	7173	Rio 190 LED 3000K	319	7367	Nevada 220	483
7082	Martina 3	467	7175	Kos Round PC	158/614	7368	Nevada 150	483
7083	Homefield Frosted PN	561	7176	Kos Round Wh	158/614	7369	Orpheus PC	96
7085	Fuse Switched Wh	293	7177	Kos Round PS	614	7370	Orpheus Wh	96
7086	Lago 280 BR	55/221	7178	Mast light Bk	593	7371	Caserta PC	209
7087	Martina 5	467	7179	Mashiko Round 230	147/445	7372	Caserta MN	209
7088	Borgo 90 IP65	99	7184	Paros Frosted	563	7373	Caserta Br	209
7089	Borgo 55 IP65	99	7185	Paros Bk	563	7375	Serifos 170 LED 3000k	334
7090	Corsa PC	299	7186	Sabina 280	131/427	7376	Kastoria	343
7091	Corsa MN	299	7187	Messina Frosted Bk	557	7383	Osaka Wh	139/435
7092	Corsa Br	299	7189	Syros	133/429	7384	Messina 130 Bk	557
7093	Triplex	33	7193	Joel Pendant 170 Cr	473	7385	Edge 560 LED 3000K	353
7094	Zeppo Pendant 400	487	7194	Joel Pendant 170 Bk	473	7386	Oasca Pendant Round 400	489
7095	Sabina Square	131/427	7195	Joel Pendant 170 PC	473	7387	Oasca Pendant Square 400	489
7096	Backplate 1	253	7196	Suspension Kit 2 MN	461	7388	Bronte Bk	611
7097	Backplate 2	253	7197	Suspension Kit 2 Wh	461	7389	Box Bk	611
7098	Park Lane (Black Shade) MN	229	7198	Chord	35	7390	Teetoo 350 Wh	367
7099	Mashiko 360 LED PC	21	7199	Terra 28 Round BSS	97/171/603	7391	Teetoo 550 Wh	367
7100	Mashiko 300 LED PC	149/447	7200	Terra 28 Square BSS	97/171/603	7392	Domino	74
7101	Dio	80	7201	Elis Single Bk	589	7393	Gramos Square	601
7105	Calvi Wall Bk	571	7202	Elis Twin Bk	589	7394	Massa 350	140/437
7106	Calvi Wall PN	571	7203	Elis Single PS	589	7395	Massa Sensor	140/437
7107	Aria 370	344	7204	Elis Twin PS	589	7396	Valbonne PC	211
7108	Oslo 100 PS	585	7205	Tecla Surface Bk	597	7397	Valbonne Br	211
7109	Oslo 100 Bk	91/585	7206	Tecla Surface PS	597	7398	Valbonne MN	211
7110	Axios 900 PC	27	7207	Homefield Pendant	475/541	7399	Slice LED	343
7111	Axios 600 PC	27	7245	Cortona 240	485	7400	Enna Square Unswitched Wh	291
7112	Calvi Pendant Bk	543	7246	Cortona 320	485	7401	Enna Square Unswitched Br	291
7113	Calvi Pendant PN	543	7247	Zeppo Wall	70	7402	Enna Square Unswitched MN	291
7114	Montparnasse Pendant Bk	545	7248	Eclipse Square 300 LED 3000K	339	7403	Enna Square Unswitched PC	291
7115	Artemis 600 PC	09	7249	Eclipse Round 250 LED 3000K	339	7404	Napier Wall	591
7116	Artemis 900 PC	09	7250	Joel Grande Wall PC	269	7405	Napier Bollard 300	606

# PRODUCT CODE INDEX

CODE	NAME	PAGE	CODE	NAME	PAGE	CODE	NAME	PAGE
7406	Napier Bollard 650	606	7523	Tango LED 2700K BSS	98/385/598	7623	Romano LED 900 PC	13
7407	Ariana AA	477	7524	Tango LED 2700K PS	98/385/598	7624	Romano LED 1200 PC	13
7408	Ariana Wh	477	7525	Tango LED 2700K Bk	98/385/598	7625	Borgo Trimless Mini LED 3000K	383
7409	Avlon 900	105	7526	Tango LED 2700K PC	98/385/598	7626	Borgo Trimless 200 LED 2700K	383
7411	Osaka Sensor PC	139/435	7527	Borgo 55 LED 2700K Wh	379	7627	Mascalci	115
7412	Osaka 350 PC	139/435	7528	Borgo 55 LED 2700K SS	379	7801	Mashiko Classic 360 MG	21
7413	Osaka Sensor BN	139/435	7529	Borgo 55 LED 2700K BSS	379	7805	Edge 560D LED 2700K	353
7414	Osaka 350 BN	139/435	7530	Borgo 90 LED 2700K Wh	379	7810	Ginestra 300 Wh	469
7415	Joel Pendant 270 Bk	473	7531	Borgo 90 LED 2700K SS	379	7811	Ginestra 400 Wh	469
7416	Joel Pendant 270 PC	473	7532	Borgo 90 LED 2700K BSS	379	7814	Homefield Pendant 360	475/541
7417	Joel Pendant 270 Cr	473	7533	Borgo Trimless 35 LED 2700K	383	7831	Osaka LED PC	139/435
7418	Leros Trimless	377	7534	Borgo Trimless 65 LED 2700K	383	7832	Brick	599
7421	Mashiko Round 400	147/445	7537	Edge 560 LED 2700K	353	7834	Rib	599
7454	Eclipse Round 350 LED 3000K	339	7539	Samos Round LED 2700K Wh	491	7835	Tecla	597
7455	Ginestra 300 Bk	469	7540	Samos Square LED 2700K Wh	491	7836	Mast light AB	593
7456	Ginestra 400 Bk	469	7541	Borgo Mini 43 LED 2700K SS	381	7837	Versailles 250	17
7457	Ravello LED PC	275	7542	Borgo Mini 43 LED 2700K BSS	381	7838	Versailles 400	17
7458	Ravello LED MN	275	7543	Borgo Mini 43 LED 2700K Wh	381	7839	Monza 250 LED	15
7459	Ravello LED Br	275	7544	Borgo Mini 54 LED 2700K BSS	381	7840	Monza 400 LED	15
7460	Semi Flush Unit PC	421	7545	Borgo Mini 54 LED 2700K Wh	381	7843	Ascoli 4 Bar Wh	527
7461	Semi Flush Unit MN	421	7546	Borgo Mini 54 LED 2700K SS	381	7844	Ascoli 4 Bar Br	529
7462	Semi Flush Unit Br	421	7547	Enna Surface MG	289	7845	Tivoli AB	593
7463	Semi Flush Unit Wh	421	7548	Tosca MG	297	7846	Box PN	611
7464	Azumi Reader PC	277	7549	Enna Recess MG	289	7847	Cabin Wall Br	549
7465	Azumi Reader MN	277	7550	Enna Square Switched MG	291	7848	Cabin Wall Frosted PN	549
7466	Azumi Reader Br	277	7551	Enna Square Unswitched MG	291	7849	Cabin Wall Frosted Br	549
7467	Park Lane Reader PC	281	7552	Fuse Unswitched MG	293	7850	Cabin Wall Frosted AB	549
7468	Park Lane Reader MN	281	7553	Fuse Switched MG	293	7851	Cabin Semi-Flush Br	609
7469	Park Lane Reader Br	281	7554	Digit MG	295	7852	Cabin Semi-Flush Frosted PN	609
7470	Amalfi 380	351	7555	Park Lane Grande MG	47/231	7853	Cabin Semi-Flush Frosted Br	609
7472	Samos Round LED 3000K Wh	491	7556	Caserta MG	209	7854	Cabin Semi-Flush Frosted AB	609
7473	Samos Square LED 3000K Wh	491	7557	Cabin Semi-Flush PN	609	7855	Edge Reader	307
7474	Montclair Single PC	205	7558	Cabin Semi-Flush AB	609	7856	Dafni AB	567
7475	Montclair Single MN	205	7559	Cabin Wall AB	549	7857	Homefield Sensor PN	561
7476	Montclair Single Br	205	7560	Cabin Wall PN	549	7858	Fuse Switched MN	293
7477	Montclair Twin PC	205	7563	Coach 130	547	7859	Fuse Unswitched MN	293
7478	Montclair Twin MN	205	7564	Chios 80 Wh	90/587	7860	Messina 130 PN	557
7479	Montclair Twin Br	205	7565	Chios 150 Wh	90/587	7861	Messina 130 Br	557
7480	Borgo Mini 43 LED 3000K SS	381	7566	Borgo Trimless Mini LED 2700K	383	7862	Newbury AB	553
7481	Borgo Mini 43 LED 3000K BSS	381	7567	Borgo Trimless 200 LED 3000K	383	7863	Newbury PN	553
7482	Borgo Mini 43 LED 3000K Wh	381	7569	Nena MG	57	7866	Bronte PN	611
7483	Borgo Mini 54 LED 3000K BSS	381	7570	Riva 350 MG	53/219	7867	Montparnasse Pendant Br	545
7484	Borgo Mini 54 LED 3000K Wh	381	7571	Detroit Single	583	7870	Messina Frosted Br	557
7485	Borgo Mini 54 LED 3000K SS	381	7580	Napoli Reader	273	7871	Messina Frosted PN	557
7488	Farrington	551	7582	Dartmouth Single PS	579	7872	Messina Br	557
7490	Artemis 1200 PC	09	7583	Dartmouth Single Bk	579	7875	Homefield Frosted Br	561
7491	Sparta 1200 PC	09	7585	Dartmouth Twin PS	579	7879	Messina PN	557
7492	Axios 1200 PC	27	7586	Dartmouth Twin Bk	579	7882	Cromarty	605
7493	Oslo 100 Wh	91/585	7587	Homefield Wh	561	7883	Homefield Sensor Br	561
7494	Oslo 160 Wh	91/585	7588	Enna Wall Wh	287	7884	Mondrian Wall 400 MN	363
7495	Kos Round Bk	158/614	7590	Homefield 130 Bk	561	7885	Mondrian Wall 600 MN	363
7496	Enna Square Switched Bk	291	7591	Homefield 130 PN	561	7886	Mondrian Frame/Wall 300 Br	361
7497	Enna Square Unswitched Bk	291	7592	Enna Wall Bk	287	7887	Mondrian Frame/Wall 600 Br	361
7498	Enna Recess Bk	289	7593	Enna Wall MG	287	7888	Mondrian Wall 300 Br	363
7499	Enna Surface Bk	289	7594	Cortona 240	127	7889	Mondrian Frame/Wall 600 MN	361
7500	Atelier Wall PA	264	7598	Parma 160 LED 2700K	315	7890	Mondrian Frame/Wall 400 MN	361
7501	Atelier Wall Wh	264	7599	Parma 250 LED 2700K	317	7891	Mondrian Frame/Wall 400 Br	361
7502	Atelier Wall Bk	264	7600	Vermeer 40 LED 2700K	365	7896	Mondrian Wall 400 Br	363
7503	Atelier Wall Grande PA	265	7601	Vermeer 300 LED 2700K	365	7897	Mondrian Wall 600 Br	363
7504	Atelier Wall Grande Wh	265	7603	D-Light LED 2700K Wh	373	7898	Mondrian Frame/Wall 300 MN	361
7505	Atelier Wall Grande Bk	265	7605	Bologna 160 LED 2700K	333	7900	Mondrian Wall 300 MN	363
7506	Milo 400	349	7606	Parma 100 LED 2700K	313	7903	Lindos Switched PC	303
7507	Imola LED 900	103	7607	Pienza LED 2700K	323	7904	Lindos Switched MN	303
7508	Kos Square PC	158/614	7608	Rio 325 LED 2700K	319	7905	Lindos Switched Br	303
7509	Kos Square PS	614	7609	Rio 190 LED 2700K	319			
7510	Kos Square Bk	158/614	7610	Eclipse Square 300 LED 2700K	339			
7511	Kos Square Wh	158/614	7611	Eclipse Round 250 LED 2700K	339			
7512	Olympus Trimless	377	7612	Parma 210 LED 2700K	315			
7513	Atelier Pendant 150 PA	471	7613	Serifos 170 LED 2700K	334			
7514	Atelier Pendant 150 Wh	471	7614	Eclipse Round 350 LED 2700K	339			
7515	Atelier Pendant 150 Bk	471	7615	Joel Grande Wall MG	269			
7516	Atelier Pendant 200 PA	471	7616	Richmond 285	555			
7517	Atelier Pendant 200 Wh	471	7617	Osca LED Square Bk	499			
7518	Atelier Pendant 200 Bk	471	7618	Osca LED Round Bk	499			
7519	Avlon 1200	105	7619	Palermo LED 600 PC	11			
7520	Ginestra 300 LG	469	7620	Palermo LED 900 PC	11			
7521	Ginestra 400 LG	469	7621	Palermo LED 1200 PC	11			
7522	Tango LED 2700K Wh	98/385/598	7622	Romano LED 600 PC	13			





# PRODUCT NAME INDEX

NAME	CODE	PAGE	NAME	CODE	PAGE	NAME	CODE	PAGE
<b>A</b>			Ascoli Triple Round Br	6146	529	Belgravina 700	0910	19
12V Driver LED 20W	1613	95/ 617	Ascoli Triple Round Wh	6143	527	Bergamo 300	0892	31
12V Driver LED 60W	1611	95/617	Ashino	0766	256	Bergamo 600	0893	31
2D 4-Pin 16W	1170	618/ 619	Ashino Wide	0767	256	Bevel Round 450 Shade Oy	4106	423
2D 4-Pin 28W	1181	618/ 619	Asini	7169	129/424	Bevel Round 450 Shade Wh	4098	423
2G11 CFL 18W	1549	618/ 619	Atelier Arm Assembly Bk	4561	393/ 395	Bevel Round 600 Shade Oy	4104	423
2G11 CFL 24W	1550	618/ 619	Atelier Arm Assembly PA	4559	393/ 395	Bevel Round 600 Shade Wh	4096	423
2G11 CFL 36W	1551	618/ 619	Atelier Arm Assembly Wh	4560	393/ 395	Bevel Square 400 shade Oy	4107	423
2G7 CFL 11W	1548	618/ 619	Atelier Clamp PA	4568	393	Bevel Square 400 shade Wh	4099	423
3-Way Plate	7056	423	Atelier Desk Base Bk	4564	393	Bevel Square 550 shade Oy	4105	423
350mA Driver 1-11W	1756	617	Atelier Desk Base PA	4562	393	Bevel Square 550 shade Wh	4097	423
350mA Driver 1-3W	1275	617	Atelier Desk Base Wh	4563	393	Biarritz	7137	65
350mA Driver 10.15W	1922	617	Atelier Floor Base Bk	4567	395	Blanco 45	5656	507
350mA Driver 18W	1834	617	Atelier Floor Base PA	4565	395	Blanco Round	5657	506
4-Way Plate	7057	423	Atelier Floor Base Wh	4566	395	Blanco Round Adj	7343	504
500mA Driver 10W	1874	617	Atelier Pendant 150 Bk	7515	471	Blanco Square	5655	506
500mA Driver 18W	1833	617	Atelier Pendant 150 PA	7513	471	Blanco Square Adj	7345	504
60VA Transformer	1227	617	Atelier Pendant 150 Wh	7514	471	Blanco Twin	5654	507
700mA Driver 10.15W	1921	617	Atelier Pendant 200 Bk	7518	471	Blanco Twin Adj	7344	505
700mA Driver 14W	1831	617	Atelier Pendant 200 PA	7516	471	Bloc MN	0824	89
700mA Driver 18W	1832	617	Atelier Pendant 200 Wh	7517	471	Bloc PC	0829	89
700mA Driver 3-21W	1757	617	Atelier Wall Bk	7502	264	Bloc PS	7044	89
700mA Driver 3W	1271	617	Atelier Wall Grande Bk	7505	265	Bloc Wh	7275	89
Alba	0828	87	Atelier Wall Grande PA	7503	265	Bologna 160 LED 2700K	7605	333
Altea	0586	141/ 438	Atelier Wall Grande Wh	7504	265	Bologna 160 LED 3000K	7001	333
Altona	6001	537	Atelier Wall PA	7500	264	Bologna 240	7002	333
Altona Recess	6091	537	Atelier Wall Wh	7501	264	Borgo 55 IP65	7089	99
Amalfi	0423	351	Avlon 1200	7519	105	Borgo 55 LED 2700K BSS	7529	379
Amalfi 380	7470	351	Avlon 900	7409	105	Borgo 55 LED 2700K SS	7528	379
Amalfi Plus 370	0577	351	Avola	0962	30	Borgo 55 LED 2700K Wh	7527	379
Amalfi Plus 520	0617	351	Axios 1200 PC	7492	27	Borgo 55 LED 3000K BSS	0972	379
Anja Shaver	0512	39	Axios 600 MN	7271	27	Borgo 55 LED 3000K SS	0971	379
Anton	0507	63	Axios 600 PC	7111	27	Borgo 55 LED 3000K Wh	0970	379
Appa Solo Br	0923	251	Axios 900 PC	7110	27	Borgo 55 Wall Box	1817	99/379
Appa Solo MN	0919	251	Azumi/Momo Shade Bk	4021	259/642	Borgo 90 IP65	7088	99
Appa Solo PC	0918	251	Azumi/Momo Shade Oy	4038	259/642	Borgo 90 LED 2700K BSS	7532	379
Aprilia Round Adj 2700K AA	5722	509	Azumi/Momo Shade Pu	4172	259/642	Borgo 90 LED 2700K SS	7531	379
Aprilia Round Adj 2700K Wh	5759	509	Azumi/Momo Shade Wh	4020	259/642	Borgo 90 LED 2700K Wh	7530	379
Aprilia Round Adj 3000K Wh	5691	509	Azumi/Tag Round Shade Oy	4042	417/643	Borgo 90 LED 3000K BSS	0975	379
Aprilia Round Adj 3000K Wh	5750	509	Azumi/Tag Round Shade Wh	4026	417/643	Borgo 90 LED 3000K SS	0974	379
Aprilia Round Adj Fire-rated Wh	5725	509	Azumi/Tag Round Shade Oy	4040	417/643	Borgo 90 LED 3000K Wh	0973	379
Aprilia Square Adj 2700K AA	5724	509	Azumi/Tag Round Shade Wh	4024	417/643	Borgo Mini 43 LED 2700K BSS	7542	381
Aprilia Square Adj 2700K Wh	5723	509	Azumi Classic BR	0926	45/241	Borgo Mini 43 LED 2700K SS	7541	381
Aprilia Square Adj 2700K Wh	5761	509	Azumi Classic LED BR	0788	278	Borgo Mini 43 LED 2700K Wh	7543	381
Aprilia Square Adj 3000K AA	5694	509	Azumi Classic LED MN	0790	278	Borgo Mini 43 LED 3000K BSS	7481	381
Aprilia Square Adj 3000K Wh	5693	509	Azumi Classic LED PN	0789	278	Borgo Mini 43 LED 3000K SS	7480	381
Aprilia Square Fire-rated Wh	5726	509	Azumi Classic MN	0928	45/241	Borgo Mini 43 LED 3000K Wh	7482	381
Aprilia Twin Adj 2700K AA	5720	511	Azumi Classic PN	0927	45/241	Borgo Mini 54 LED 2700K BSS	7544	381
Aprilia Twin Adj 2700K Wh	5719	511	Azumi Floor Br	4513	411	Borgo Mini 54 LED 2700K SS	7546	381
Aprilia Twin Adj 3000K AA	5690	511	Azumi Floor MN	4515	411	Borgo Mini 54 LED 2700K Wh	7545	381
Aprilia Twin Adj 3000K Wh	5688	511	Azumi Floor PN	4512	411	Borgo Mini 54 LED 3000K BSS	7483	381
Aprilia Twin Adj 6W 2700K Wh	5757	511	Azumi Lambro Square Shade Bk	4019	259/642	Borgo Mini 54 LED 3000K SS	7485	381
Aprilia Twin Adj 6W 3000K Wh	5749	511	Azumi Lambro Square Shade Oy	4037	259/642	Borgo Mini 54 LED 3000K Wh	7484	381
Arezzo	0342	59	Azumi Lambro Square Shade Pu	4171	259/642	Borgo Trimless 200 LED 2700K	7626	383
Arezzo Ceiling	0963	132/ 425	Azumi Lambro Square Shade Wh	4018	259/642	Borgo Trimless 200 LED 3000K	7567	383
Aria 300	7074	344	Azumi Reader Br	7466	277	Borgo Trimless 35 LED 2700K	7533	383
Aria 370	7107	344	Azumi Reader MN	7465	277	Borgo Trimless 35 LED 3000K	0976	383
Ariana AA	7407	477	Azumi Reader PC	7464	277	Borgo Trimless 65 LED 2700K	7534	383
Ariana Wh	7408	477	Azumi Square Floor Wh	4013	417/ 643	Borgo Trimless 65 LED 3000K	0977	383
Arta Oval Bk	7124	575	Azumi Square Table Shade Bk	4012	417/643	Borgo Trimless Mini LED 2700K	7566	383
Arta Oval PS	7123	575	Azumi Square Table Shade Wh	4011	417/643	Borgo Trimless Mini LED 3000K	7625	383
Arta Round 275 Bk	7122	575/ 613	Azumi Table Br	4511	410	Borogo 90 Wall Box	1818	99/379
Arta Round 275 PS	7121	575/ 613	Azumi Table MN	4514	410	Bow	0242	36
Arta Square 210 Bk	7120	575/ 613	Azumi Table PC	4510	410	Bow Plus	0616	36
Arta Square 210 PS	7119	575/ 613				Box Bk	7389	611
Artemis 1200 PC	7490	09	<b>B</b>			Box PN	7846	611
Artemis 600 PC	7115	09	Backplate 1	7096	253	Brembo Round	5583	159
Artemis 900 PC	7116	09	Backplate 2	7097	253	Brembo Square	5584	159
Arwin	0432	347	Backplate 3	7170	253	Brenta 130	0916	335
Ascoli 4 Bar Br	7844	529	Bari	0340	75	Brenta 175	7261	335
Ascoli 4 Bar Wh	7843	527	Beam Four	0939	600	Bressa	0582	491
Ascoli Single Br	6145	529	Beam One	0937	600	Brick	7832	599
Ascoli Single Wh	6142	527	Beam Two	0938	600	Broni Round	0776	56
Ascoli Triple Bar Br	6147	529	Belgravina 400	0514	19	Broni Square	0777	56
Ascoli Triple Bar Wh	6144	527	Belgravina 500	7133	19	Bronte Bk	7388	611
						Bronte PN	7866	611

# PRODUCT NAME INDEX

NAME	CODE	PAGE	NAME	CODE	PAGE	NAME	CODE	PAGE
<b>C</b>			Cube	0635	71	Eclipse Square 300 LED 3000K	7248	339
Cabaret 4	0499	33	Curve	0243	37	Edge 560 LED 2700K	7537	353
Cabaret 5	0957	33	Cyl 200	0883	354	Edge 560 LED 3000K	7385	353
Cabin Semi-Flush AB	7558	609	Cyl 260	0884	354	Edge 560D LED 2700K	7805	353
Cabin Semi-Flush Br	7851	609	<b>D</b>			Edge Reader	7855	307
Cabin Semi-Flush Frosted AB	7854	609	D-Light LED 2700K Wh	7603	373	Elis Single Bk	7201	589
Cabin Semi-Flush Frosted Br	7853	609	D-Light LED 3000K BA	0956	373	Elis Single PS	7203	589
Cabin Semi-Flush Frosted PN	7852	609	D-Light LED 3000K Wh	0955	373	Elis Twin Bk	7202	589
Cabin Semi-Flush PN	7557	609	Dafni AB	7856	567	Elis Twin PS	7204	589
Cabin Wall AB	7559	549	Dafni Bk	7272	567	Elva LED 2700K	5716	518
Cabin Wall Br	7847	549	Dakota 180 PC	0843	143/441	Elva LED 3000K	5633	518
Cabin Wall Frosted AB	7850	549	Dakota 300 BN	0674	143/441	Emilia	0895	559
Cabin Wall Frosted Br	7849	549	Dakota 300 PC	0564	143/441	Enna Desk Bk	4573	389
Cabin Wall Frosted PN	7848	549	Dakota Plus 180 PC	0603	143/441	Enna Desk MG	4574	389
Cabin Wall PN	7560	549	Dakota Plus 300 PC	0565	143/441	Enna Desk Wh	4572	389
Calabria	0898	111	Dartmouth Single Bk	7583	579	Enna Floor Bk	4570	391
California	0304	69	Dartmouth Single PS	7582	579	Enna Floor MG	4571	391
Calvi Pendant Bk	7112	543	Dartmouth Twin Bk	7586	579	Enna Floor Wh	4569	391
Calvi Pendant PN	7113	543	Dartmouth Twin PS	7585	579	Enna Recess Bk	7498	289
Calvi Wall Bk	7105	571	Dayton	0335	83	Enna Recess Br	7339	289
Calvi Wall PN	7106	571	Delphi Single	7136	217	Enna Recess MG	7549	289
Carolina	0331	261	Delphi Twin	7135	217	Enna Recess MN	7338	289
Caserta Br	7373	209	Demister Pad	1546	616	Enna Recess PC	7337	289
Caserta MG	7556	209	Denia	0587	145/443	Enna Recess Wh	7340	289
Caserta MN	7372	209	Denver	0323	135/431	Enna Square Switched Bk	7496	291
Caserta PC	7371	209	Detroit	0381	583	Enna Square Switched Br	7361	291
Castiro 225	7014	135/433	Detroit Single	7571	583	Enna Square Switched MG	7550	291
Catena	0628	119	Digit Br	7166	295	Enna Square Switched MN	7362	291
Chios 150 BK	7128	90/587	Digit MG	7554	295	Enna Square Switched PC	7363	291
Chios 150 PS	7127	587	Digit MN	7165	295	Enna Square Switched Wh	7360	291
Chios 150 Wh	7565	90/587	Digit PC	7164	295	Enna Square Unswitched Bk	7497	291
Chios 80 Bk	7126	90/587	Dio	7101	80	Enna Square Unswitched Br	7401	291
Chios 80 PS	7125	587	Domino	7392	74	Enna Square Unswitched MG	7551	291
Chios 80 Wh	7564	90/587	Drum 150 Shade Bk	4062	259/642	Enna Square Unswitched MN	7402	291
Chord	7198	35	Drum 150 Shade Oy	4063	259/642	Enna Square Unswitched PC	7403	291
Chuo 190 Shade Bk	4124	253	Drum 150 Shade Wh	4061	259/642	Enna Square Unswitched Wh	7400	291
Chuo 190 Shade Oy	4125	253	Drum 200 Shade Bk	4175	259/642	Enna Surface Bk	7499	289
Chuo 190 Shade Wh	4123	253	Drum 200 Shade Oy	4176	259/642	Enna Surface Br	7356	289
Chuo 250 Shade Bk	4127	253	Drum 200 Shade Wh	4174	259/642	Enna Surface MG	7547	289
Chuo 250 Shade Oy	4128	253	Drum 250 Shade Bk	4094	259/417/642	Enna Surface MN	7357	289
Chuo 250 Shade Wh	4126	253	Drum 250 Shade Oy	4095	259/417/642	Enna Surface PC	7358	289
Chuo 260 Shade Bk	4145	253	Drum 250 Shade Wh	4093	259/417/642	Enna Surface Wh	7359	289
Chuo 260 Shade Oy	4146	253	Drum 250 Table Shade Pu	4173	259/417/643	Enna Wall Bk	7592	287
Chuo 260 Shade Wh	4144	253	Drum 400 Pleated Floor Shade Bk	4163	417/458/643	Enna Wall MG	7593	287
Chuo 380 Shade BK	4117	253	Drum 400 Pleated Floor Shade Pu	4164	417/458/643	Enna Wall Wh	7588	287
Chuo 380 Shade Oy	4118	253	Drum 400 Pleated Floor Shade Wh	4162	417/458/643	Epsilon	0600	68
Chuo 380 Shade Wh	4116	253	Drum 420 Floor Shade Bk	4091	417/458/643	Exel Triple Bar	0183	536
Coach 130	7563	547	Drum 420 Floor Shade Oy	4092	417/458/643	<b>F</b>		
Como Single	6106	177	Drum 420 Floor Shade Wh	4090	417/458/643	Farrington	7488	551
Como Triple Bar	6109	177	Drum 500 Pendant Shade Bk	4157	458/643	Firehood 150	1598	616
Como Triple Round	6107	177	Drum 500 Pendant Shade Oy	4158	458/643	Firehood 280	1827	616
Como Twin	6121	177	Drum 500 Pendant Shade Wh	4156	458/643	Firehood 300	1691	616
Cone 145 Shade Wh	4129	259/642	Drum 500 Pleated Shade Bk	4166	458/643	Firehood 410	1826	616
Cone 145 Shade Bk	4130	259/642	Drum 500 Pleated Shade Pu	4167	458/643	Flair 1250	0762	107
Cone 145 Shade Oy	4131	259/642	Drum 500 Pleated Shade Wh	4165	458/643	Flair 900	7029	107
Cone 160 Shade Bk	4139	259/642	<b>E</b>			Fosso Surface PC	0630	301
Cone 160 Shade Oy	4140	259/642	E14 Candle LED 3W	1872	618/619	Fosso Switched Br	0660	301
Cone 160 Shade Wh	4138	259/642	E14 GolfBall LED 3W	1873	618/619	Fosso Switched MN	0756	301
Cone 195 Shade WG	7079	259/642	E27 CFL 11W	1729	618/619	Fosso Switched PC	0659	301
Cone 195 Shade Wh	4076	259/642	E27 CFL 15W	1837	618/619	Foscati Round	5501	169
Cone 195 WG	4079	258/643	E27 CFL 20W	1838	618/619	Foscati Round 12V	5513	169
Cone 240 Shade Bk	4181	259/642	E27 CFL 30W	1839	618/619	Foscati Round Fire-rated 12V	5600	169
Cone 240 Shade Oy	4170	259/642	E27 Filament 40W	1879	618/619	Foscati Square	5502	169
Cone 240 Shade Pu	4083	259/642	E27 Filament 40W	1880	618/619	Foscati Square 12V	5514	169
Cone 240 Shade WG	4082	259/642	E27 LED 6W	1871	618/619	Fuji Shaver	0548	113
Cone 240 Shade Wh	4080	259/642	E27 LED 9W	1970	618/619	Fuji Wide 1250	0536	113
Connaught (Black Shade) PC	0567	227	E27 LED Filament 4W	1969	618/619	Fuji Wide 950	0662	113
Connaught (White Shade) Br	0500	227	Eclipse Round 250 LED 2700K	7611	339	Fuse Switched AA	0998	293
Corsa Br	7092	299	Eclipse Round 250 LED 3000K	7249	339	Fuse Switched Br	0997	293
Corsa MN	7091	299	Eclipse Round 350 LED 2700K	7614	339	Fuse Switched MG	7553	293
Corsa PC	7090	299	Eclipse Round 350 LED 3000K	7454	339	Fuse Switched MN	7858	293
Cortona 240	7245	485	Eclipse Round 350 LED 3000K	7454	339	Fuse Switched PC	0996	293
Cortona 240	7594	127	Eclipse Square 300 LED 2700K	7610	339	Fuse Switched Wh	7085	293
Cortona 320	7246	485				Fuse Unswitched AA	7048	293
Cremona	0399	263						
Cromarty	7882	605						

# PRODUCT NAME INDEX

NAME	CODE	PAGE	NAME	CODE	PAGE	NAME	CODE	PAGE
Fuse Unswitched Br	7046	293	IP44 Kit	7045	616	Lambro Shade Oy	4043	259/642
Fuse Unswitched MG	7552	293	Ithaca 240	7346	479	Lambro Shade Wh	4028	259/642
Fuse Unswitched MN	7859	293	Ithaca 285	7347	479	LED Connector	1596	616
Fuse Unswitched PC	7047	293	Ixtra Shaverlight	0598	39	LED Flexi-Strip	1602	95
<b>G</b>			<b>J</b>			Lenta Adj PS	5626	519
G9 Halogen 28W	1776	618/619	Jardino	0932	607	Lenta Adj Wh	5712	519
G9 Halogen 40W	1487	618/619	Joel Floor Bk	4547	399	Lenta Fixed LED 2700K Wh	5714	519
G9 LED 2W	1877	618/619	Joel Floor Cr	4548	399	Lenta Fixed LED 3000K Wh	5629	519
Galaxy	0440	109	Joel Floor PC	4546	399	Lenta Fixed PS	5713	519
Gena	0488	120	Joel Grande Table Bk	4553	397	Leo Switched Br	7052	305
Gena Plus	0526	120	Joel Grande Table Cr	4552	397	Leo Switched MN	7051	305
Genova	0356	123	Joel Grande Table PC	4551	397	Leo Switched PC	7050	305
Ginestra 300 Bk	7455	469	Joel Grande Wall Bk	7252	269	Leo Switched Wh	7167	305
Ginestra 300 LG	7520	469	Joel Grande Wall Cr	7251	269	Leo Unswitched Br	7055	305
Ginestra 300 Wh	7810	469	Joel Grande Wall MG	7615	269	Leo Unswitched MN	7054	305
Ginestra 400 Bk	7456	469	Joel Grande Wall PC	7250	269	Leo Unswitched PC	7053	305
Ginestra 400 LG	7521	469	Joel Pendant 170 Bk	7194	473	Leo Unswitched Wh	7168	305
Ginestra 400 Wh	7811	469	Joel Pendant 170 Cr	7193	473	Leros Plaster LED 3000K	7341	377
Goya 365 AB	0534	369	Joel Pendant 170 PC	7195	473	Leros Trimless	7418	377
Goya 365 BN	0528	369	Joel Pendant 270 Bk	7415	473	Lima Br	7151	207
Goya 365 PC	0700	369	Joel Pendant 270 Cr	7417	473	Lima MG	7171	207
Goya 590 AB	0535	369	Joel Pendant 270 PC	7416	473	Lima MN	7150	207
Goya 590 BN	0529	369	Joel Table Bk	4544	396	Lima PC	7146	207
Goya 590 PC	0701	369	Joel Table Cr	4545	396	Lima Shade Bk	4136	213
Goya LED 460 BN	0873	371	Joel Table MG	4577	396	Lima Shade Oy	4137	213
Goya LED 460 PC	0874	371	Joel Table PC	4543	396	Lima Shade Wh	4135	213
Goya LED 760 BN	0875	371	Joel Wall Bk	7157	267	Limina	4532	415
Goya LED 760 PC	0876	371	Joel Wall Cr	7158	267	Limoges Single	7149	215
Gramos Round	7131	601	Joel Wall PC	7156	267	Limoges Triple	7147	215
Gramos Square	7393	601	<b>K</b>			Limoges Twin	7148	215
Grosvenor	0511	63	Kalsa	0947	597	Lincoln	0334	60
GU10 Halogen 35W	1483	618/619	Kamo 12V PC	5548	175	Lindos Switched Br	7905	303
GU10 Halogen 50W	1241	618/619	Kamo 12V Wh	5547	175	Lindos Switched MN	7904	303
GU10 LED 2800K 6W	1736	618/619	Kamo BN	5660	175	Lindos Switched PC	7903	303
GU10 LED 4000K 6W	1848	618/619	Kamo Fire-rated 12V BN	5549	175	Livorno	0360	110
GU10 LED 5.4W	1704	618/619	Kamo Fire-rated 12V PC	5620	175	Livorno Shaver	0637	110
GU5.3 Dichoric Halogen 50W	1562	618/619	Kamo Fire-rated PC	5622	175	Lloyd BR	0922	51/247
GU5.3 LED 7W	1714	618/619	Kamo Fire-rated Wh	5621	175	Lloyd MN	0921	51/247
GX53 CFL 9W	1225	618/619	Kamo LED PC	5708	175	Lloyd PC	0920	51/247
GX53 LED 5W	1917	618/619	Kamo LED Wh	5707	175	Looping Block MN	7072	460
<b>H</b>			Kamo LED Wh	5707	175	Looping Block PC	7071	460
Homefield 130 Bk	7590	561	Kamo PC	5659	175	Luga	0411	359
Homefield Bk	0483	561	Kamo PC	5659	175	Luga Square	0930	359
Homefield Br	0562	561	Kamo Wh	5658	175/615	<b>M</b>		
Homefield Frosted Bk	7081	561	Kappa	0672	68	Magna Single Br	6119	535
Homefield Frosted Br	7875	561	Karla	7161	72	Magna Single MN	6128	535
Homefield Frosted PN	7083	561	Kashima 350	0814	85	Magna Triple Bar	6122	535
Homefield Pendant	7207	475/541	Kashima 620	0961	85	Mallon Plus	0591	145/439
Homefield Pendant 360	7814	475/541	Kashima LED 350	7348	85	Manerbio	0400	263
Homefield PN	0563	561	Kashima LED 620	7349	85	Mantova	7274	133/429
Homefield Sensor Bk	7266	561	Kastoria	7376	343	Marasino	4523	415
Homefield Sensor Br	7883	561	Kos Round Bk	7495	158/614	Mariner	0270	144/442
Homefield Sensor PN	7857	561	Kos Round PC	7175	158/614	Martina 3	7082	467
Homefield Wh	7587	561	Kos Round PS	7177	614	Martina 5	7087	467
Hopmeffield 130 PN	7591	561	Kos Round Wh	7176	158/614	Mascoli	7627	115
<b>I</b>			Kos Square BK	7510	158/614	Mashiko 200 Br	0993	149/447
Ice Round	5504	167	Kos Square PC	7508	158/614	Mashiko 200 PC	0890	149/447
Ice Round 12V	5511	167	Kos Square PS	7509	614	Mashiko 300 Br	0639	149/447
Ice Round Fire-rated 12V	5596	167	Kos Square Wh	7511	158/614	Mashiko 300 LED PC	7100	149/447
Ice Round LED	5579	167	Koza	0695	327	Mashiko 300 PC	0584	149/447
Ice Square	5503	167	Kyymi 220	7256	329	Mashiko 360 LED PC	7099	21
Ice Square 12V	5512	167	Kyymi 300	7258	329	Mashiko 360 PC	0550	21
Ice Square Fire-rated 12V	5597	167	Kyo	7075	347	Mashiko 360 PS	7043	21
Ice Square LED	5580	167	Kyoto 260 PC	0386	79	Mashiko 400 PB	0969	149/447
Image	0410	262	Kyoto 260 SC	0572	79	Mashiko 400 PC	0891	149/447
Imola 800	0406	103	Kyoto 365 PC	0573	79	Mashiko 500 PC	0583	23
Imola 900	0782	103	Kyoto Pendant	7031	125	Mashiko 600 LED PC	7134	23
Imola LED 900	7507	103	<b>L</b>			Mashiko 600 PC	0878	23
IOS 250 Shade Oy	4149	255	Lago 280 BR	7086	55/221	Mashiko 900 PC	0911	23
IOS 250 Shade Wh	4147	255	Lago 280 MN	7059	55/221	Mashiko Classic 300 PC	0681	149/447
			Lago 280 PC	7058	55/221	Mashiko Classic 360 BR	0877	21
			Lambro 220	0664	242	Mashiko Classic 360 MG	7801	21
						Mashiko Classic 360 PC	0845	21
						Mashiko Round 230	7179	147/445



# PRODUCT NAME INDEX

NAME	CODE	PAGE	NAME	CODE	PAGE	NAME	CODE	PAGE
Pienza LED 2700K	7607	323	Samos Square LED 3000K AA	5682	491	Tango LED 2700K BSS	7523	98/385/598
Pienza LED 3000K	7152	323	Samos Square LED 3000K Wh	7473	491	Tango LED 2700K PC	7526	98/385/598
Pienza Switched 140	7260	323	San Marino (White Shade)	0414	243	Tango LED 2700K PS	7524	98/385/598
Planar Square	0271	453	San Marino Solo Br	0940	245	Tango LED 2700K Wh	7522	98/385/598
Polar Single	6004	531	San Marino Solo MN	0942	245	Tango LED 3000K Bk	0832	98/385/598
Polar Triple Bar	6006	531	San Marino Solo PC	0941	245	Tango LED 3000K BSS	0826	98/385/598
Polar Triple Square	6005	531	Savio	0651	77	Tango LED 3000K PC	0833	98/385/598
Porto Plus Single BK	0624	581	Scala Single	6050	534	Tango LED 3000K PS	0831	98/385/598
Porto Plus Single PS	0623	581	Scala Single Switched	6108	534	Tango LED 3000K Wh	0825	98/385/598
Porto Plus Twin BK	0626	581	Scala Triple Round	6042	534	Tapered Drum 135 Shade Bk	4050	259/642
Porto Plus Twin PS	0625	581	Semi Drum 400 Shade Bk	4159	211	Tapered Drum 135 Shade Oy	4064	259/642
Puzzle	0931	565	Semi Drum 400 Shade Oy	4161	211	Tapered Drum 135 Shade Wh	4049	259/642
			Semi Drum 400 Shade Wh	4160	211	Tapered Drum 95 Shade Bk	4150	259/642
			Semi Flush Unit Br	7462	421	Tapered Drum 95 Shade Oy	4151	259/642
			Semi Flush Unit MN	7461	421	Tapered Drum 95 Shade Wh	1165	259/642
			Semi Flush Unit PC	7460	421	Tapered Rectangle Shade Bk	4112	259/417/642
			Semi Flush Unit Wh	7463	421	Tapered Rectangle Shade Oy	4113	259/417/642
			Serifos 170 LED 2700k	7613	334	Tapered Rectangle Shade Wh	4111	259/417/642
			Serifos 170 LED 3000k	7375	334	Taro Quad Adj BA	5664	513
			Seto	6172	173	Taro Quad Adj Wh	5663	513
			Seville Shaver	0347	38	Taro Round Adj 12V BA	5574	515
			ShaverLight	0275	38	Taro Round Adj BA	5637	515
			Siena Oval	0666	57	Taro Round Adj Fire-rated BA	5675	515
			Siena Round	0665	57	Taro Round Adj Fire-rated Wh	5676	515
			Slice	0425	343	Taro Round Adj Wh	5641	515
			Slice LED	7399	343	Taro Round Fixed 12V BA	5576	515
			Sofia Floor MN	4534	407	Taro Round Fixed BA	5635	515
			Sofia Floor PC	4533	407	Taro Round Fixed Fire-rated BA	5671	515
			Sofia Table MN	4558	405	Taro Round Fixed Fire-rated Wh	5672	515
			Sofia Table PC	4557	405	Taro Round Fixed Wh	5639	515/615
			Sofia Wall MN	0960	49/225	Taro Square Adj 12V BA	5575	517
			Sofia Wall PC	0959	49/225	Taro Square Adj BA	5638	517
			Soprano	0675	595	Taro Square Adj Fire-rated BA	5677	517
			Soprano Ballard	0677	607	Taro Square Adj Fire-rated Wh	5678	517
			Soprano P.I.R BK	0676	595	Taro Square Adj Wh	5642	517
			Soprano P.I.R PS	0576	595	Taro Square Fixed 12V BA	5577	517
			Sparta 1200 PC	7491	09	Taro Square Fixed BA	5636	517
			Sparta 600 PC	7162	09	Taro Square Fixed Fire-rated BA	5673	517
			Sparta 900 PC	7163	09	Taro Square Fixed Fire-rated Wh	5674	517
			Strata	0291	153/452	Taro Square Fixed Wh	5640	517
			Suspension Kit 1 MN	7069	460	Taro Triple Adj BA	5651	513
			Suspension Kit 1 PC	7070	460	Taro Triple Adj Wh	5650	513
			Suspension Kit 2 MN	7196	461	Taro Twin Adj BA	5649	513
			Suspension Kit 2 Wh	7197	461	Taro Twin Adj Fire-rated BA	5709	513
			Syros	7189	133/429	Taro Twin Adj Fire-rated Wh	5710	513
						Taro Twin Adj Wh	5648	513
						Tate Br	7253	213
						Tate MG	7255	213
						Tate PC	7254	213
						Tecla	7835	597
						Tecla Surface Bk	7205	597
						Tecla Surface PS	7206	597
						Teetoo 350 Br	0795	367
						Teetoo 350 MN	0794	367
						Teetoo 350 PC	0793	367
						Teetoo 350 Wh	7390	367
						Teetoo 550 Br	0798	367
						Teetoo 550 MN	0797	367
						Teetoo 550 PC	0796	367
						Teetoo 550 Wh	7391	367
						Terra 28 Round BSS	7199	97/171/603
						Terra 28 Square BSS	7200	97/171/603
						Terra 42 AA	0936	97/603
						Terra 90	0935	603
						Tivoli AB	7845	593
						Tivoli Bk	7264	593
						Tivoli PS	7265	593
						Tokai Single	6135	179
						Tokai Triple Bar	6137	179
						Tokai Triple Round	6136	179
						Tokai Twin	6138	179
						Tokyo	0472	357
						Tokyo Classic	0966	357
						Tokyo Switched	0569	357
						Torino	0355	121
						Toronto 170	0844	93/577/612

# PRODUCT NAME INDEX

NAME	CODE	PAGE	NAME	CODE	PAGE
Toronto Oval	0326	93/577			
Toronto Round	0325	93/577/612			
Tosca Br	0849	297			
Tosca MG	7548	297			
Tosca MN	0699	297			
Tosca PC	0850	297			
Tressino S Bk	7042	573			
Tressino S PN	7041	573			
Trimless Round Adj Fire-rated	5679	501			
Trimless Round Adj LED	5700	501			
Trimless Round Fixed Fire-rated	5624	155/501			
Trimless Round Fixed Fire-rated 12V	5623	155/501			
Trimless Round Fixed Fire-rated LED	5702	501			
Trimless Square Adj Fire-rated	5680	503			
Trimless Square Adj LED	5699	503			
Trimless Square Fixed Fire-rated	5670	155/503			
Trimless Square Fixed Fire-rated LED	5703	503			
Trimless Twin Adj Fire-rated	5681	503			
Triplex	7093	33			
Tube	0274	58			
Tube 120 Shade Bk	4059	259/642			
Tube 120 Shade Oy	4060	259/642			
Tube 120 Shade Wh	4058	259/642			
Tube 135 Shade Bk	4178	259/642			
Tube 135 Shade Oy	4179	259/642			
Tube 135 Shade Pu	4180	259/642			
Tube 135 Shade Wh	4177	259/642			
Tube 600 Pendant Shade Bk	4088	458/643			
Tube 600 Pendant Shade Oy	4089	458/643			
Tube 600 Pendant Shade Wh	4087	458/643			
Tube LED	0943	58			
Tulsa	0327	76			
<b>U/V</b>			<b>W/X/Y/Z</b>		
Valbonne Br	7397	211	Zeppo	0830	137/430
Valbonne MN	7398	211	Zeppo Pendant 300	0965	487
Valbonne PC	7396	211	Zeppo Pendant 400	7094	487
Vancouver LED Round 45	5696	165	Zeppo Wall	7247	70
Vancouver LED Round 90	5697	165	Zip	7009	86
Vancouver LED Square 90	5698	165			
Vancouver Round	5518	163			
Vancouver Round 12V	5509	163			
Vancouver Square	5519	163			
Vancouver square 12V	5510	163			
Veneto 300	0609	341			
Veneto 400	0610	341			
Vermeer 300 LED 2700K	7601	365			
Vermeer 300 LED 3000K	0889	365			
Vermeer 40 LED 2700K	7600	365			
Vermeer 40 LED 3000K	0888	365			
Verona	0655	77			
Versailles 250	7837	17			
Versailles 400	7838	17			
Vetro Round 6W Wh	5746	157			
Vetro Round Bk	5704	157			
Vetro Round Fire-rated Bk	5734	157			
Vetro Round Fire-rated Wh	5733	157			
Vetro Round Wh	5667	157			
Vetro Square 6W Bk	5755	157			
Vetro Square 6W Wh	5747	157			
Vetro Square Bk	5705	157			
Vetro Square Fire-rated Bk	5732	157			
Vetro Square Fire-rated Wh	5731	157			
Vetro Square Wh	5668	157			
Vetro Twin 6W Wh	5748	157			
Vetro Twin Bk	5706	157			
Vetro Twin Wh	5669	157			
Volos 210	7350	152/451			

# SHADES

ABAT-JOUR / LAMPENSCHIRME / PARALUMI

**GB** These shades can be used on a variety of wall/table and floor lights. For special colours or fabrics (MOQ 30 pcs.) please contact our Specials Department (specials@astrolighting.co.uk).

**FR** Ces abat-jours peuvent être utilisés sur une variété de lampes murales/de table et de plancher. Pour vos demandes spéciales (MOQ 30 pcs.), de couleurs ou de tissus, merci de contacter votre distributeur.

**DE** Diese Schirme können mit einer Vielzahl von Wand-, Tisch-, und Stehleuchten verwendet werden. Für Anfragen zu speziellen Farben oder Stoffen (MOQ 30 pcs.), wenden Sie sich bitte an Ihren Vertriebspartner.

**IT** Questi paralumi possono essere usati con diversi tipi di lampade da parete/tavolo. Per colori o tessuti diversi (Min 30 pz.), contatte il vostro distributore.





## COLOUR OPTIONS

Options de couleurs / Farboptionen / Opzioni di colore

Wh

White  
blanc  
weiß  
bianco



Oy \*

Oyster  
oyster  
oyster  
madreperlato

Bk


Black  
noir  
schwarz  
nero

Pu

Putty  
putty  
Putty  
putty

## SPECIAL COLOUR OPTIONS

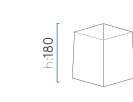




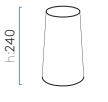
Couleurs spéciales / Sonderfarben / Colori speciali

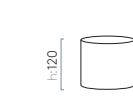
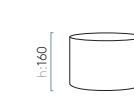
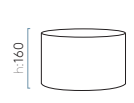

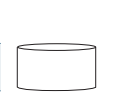
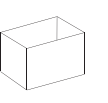


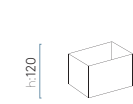


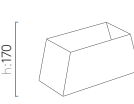
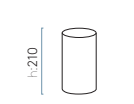
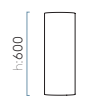
# WALL SHADE OPTIONS

Options abat-jour / Schirmoptionen / Opzioni per paralumi

SHADES MAY VARY FROM BATCH TO BATCH  
 Les teintes peuvent varier d'un lot à / Schattierungen können von Charge zu Charge variieren / Shades possono variare da lotto a lotto

	AZUMI LAMBRO SQUARE	AZUMI/MOMO ROUND	CONE 145	CONE 160	CONE 195	CONE 240
Wh	4018	4020	4129	4138	4076	4080
Bk	4019	4021	4130	4139	----	4181
Oy *	4037	4038	4131	4140	----	----
Pu	4171	4172	----	----	----	4170
WG			----	----	4079	4083
						

	DRUM 150	DRUM 200	DRUM 250	LAMBRO	OVAL	PARK LANE GRANDE
Wh	4061	4174	4093	4028	4054	4001
Bk	4062	4175	4094	----	4055	4003
Oy *	4063	4176	4095	4043	4065	4035
Pu	----	----	4173	----	4169	4168
						

	RECTANGLE 180	TAPERED DRUM 95	TAPERED DRUM 135	TAPERED RECTANGLE	TUBE 120	TUBE 135
Wh	1216	1165	4049	4111	4058	4177
Bk	4030	4150	4050	4112	4059	4178
Oy *	4067	4151	4064	4113	4060	4179
Pu	----	----	----	----	----	4180
						

# TABLE & FLOOR SHADE OPTIONS

Nuances de paroi / Wandtönen / Sfumature parete

	AZUMI SQUARE (FLOOR)	AZUMI SQUARE (TABLE)	AZUMI/TAG ROUND (TABLE)	AZUMI/TAG ROUND (FLOOR)	DRUM 250 (TABLE)
Wh	4013	4011	4024	4026	4093
Bk	----	4012	----	----	4094
Oy*	----	----	4040	4042	4095
Pu	----	----	----	----	4173

--	--	--	--	--

	DRUM 400 PLEATED (FLOOR)	DRUM 420 (FLOOR)	PARK LANE GRANDE (TABLE)	PARK LANE (FLOOR)	TAPERED RECTANGLE (TABLE & FLOOR)
Wh	4162	4090	4001	4002	4111
Bk	4163	4091	4003	----	4112
Oy*	----	4092	4035	----	4113
Pu	4164	----	4168	----	----

--	--	--	--	--

# PENDANT SHADES

nuances pendentif / Anhänger Schattierungen / sfumature ciondolo















	DRUM 420	DRUM 500	DRUM 400 PLEATED	DRUM 500 PLEATED	TAG 400	TAG 500	TUBE 600
Wh	4090	4156	4162	4165	4086	4153	4087
Bk	4091	4157	4163	4166	4085	4154	----
Oy*	4092*	4158*	----	----	----	----	4089*
Pu	----	----	4164	4167	4152	4155	----

--	--	--	--	--	--	--

\* silk./de la soie/Seide/seta

## SYMBOLS

 Class 1	 Motion sensor	 Hand-wave on/off switch
 Class 2	 Glass component	 1000 hours salt-spray tested
 Class 3	 Dimmable	<b>SPA</b> Spa range (suitable for spa / swimming pool environments)
<b>IP20</b> No protection against water ingress	 Fire-rated	 Please refer to the Astro website: <a href="http://astrolighting.co.uk">astrolighting.co.uk</a> for photometric data on this product
<b>IP23</b> Rain-proof	 Magnification	 Cut out size
<b>IP44</b> Splash-proof	 Touch dimmer	
<b>IP65</b> Jet-proof	 With on/off switch or pull cord	

## FINISHES

### A

<b>AA</b>	Anodised aluminium
<b>AB</b>	Antique brass*

### B

<b>BA</b>	Brushed aluminium
<b>Bk</b>	Black
<b>BN</b>	Brushed nickel*
<b>Br</b>	Bronze*
<b>BSS</b>	Brushed stainless steel

### C

<b>C</b>	Ceramic
<b>CG</b>	Clear glass
<b>Cr</b>	Cream

### D/E/F

<b>Fr</b>	Frosted
-----------	---------

### G

<b>GZ</b>	Galvanised*
-----------	-------------

### L

<b>LG</b>	Light grey
-----------	------------

### M/N

<b>Mi</b>	Mirror finish
<b>MG</b>	Matt gold
<b>MN</b>	Matt Nickel

### N

<b>NB</b>	Natural brass*
-----------	----------------

### O

<b>Oy</b>	Oyster*
-----------	---------

### P

<b>P</b>	Plaster
----------	---------

<b>PA</b>	Polished aluminium
-----------	--------------------

<b>PB</b>	Painted bronze
-----------	----------------

<b>PC</b>	Polished chrome
-----------	-----------------

<b>PN</b>	Polished nickel
-----------	-----------------

<b>PS</b>	Painted silver
-----------	----------------

<b>Pu</b>	Putty
-----------	-------

<b>PVC</b>	PVC
------------	-----

### Q/R/S/T

<b>SC</b>	Satin chrome
-----------	--------------

<b>SS</b>	Stainless steel
-----------	-----------------

### U/V/W/X/Z

<b>W</b>	Walnut
----------	--------

<b>Wh</b>	White
-----------	-------

<b>WG</b>	White glass
-----------	-------------

\* please note colours may vary from batch to batch

## SYMBOLES















	Classe 1		détecteur de mouvement		Marche/arrêt par détecteur de mouvement
	Classe 2		verre		1000 heures au brouillard salin testé
	Classe 3		dimmable	<b>SPA</b>	gamme pour spa
<b>IP20</b>	Pas de protection contre la pénétration d'eau		Résistant au feu		Merci de consulter le site internet d'Astro pour les données photométriques de cet article.
<b>IP23</b>	épreuve de la pluie		grossissement		Dimensions d'encastremen
<b>IP44</b>	Résistant aux éclaboussures		Touch dimmer		
<b>IP65</b>	Résistant aux jets d'eau		Avec interrupteur		

## FINIS

<b>A</b>		<b>G</b>		<b>PA</b>	aluminium poli
<b>AA</b>	aluminium anodisé	<b>GZ</b>	Galvanisé*	<b>PB</b>	peinture bronze
<b>AB</b>	laiton antique*			<b>PC</b>	chrome poli
		<b>L</b>		<b>PN</b>	nickel poli
<b>B</b>		<b>LG</b>	Gris Clair	<b>PS</b>	peinture argent*
<b>BA</b>	aluminium brossé			<b>Pu</b>	putty
<b>Bk</b>	noir	<b>M/N</b>		<b>PVC</b>	PVC
<b>BN</b>	nickel brossé*	<b>Mi</b>	miroir		
<b>Br</b>	bronze*	<b>MG</b>	Or mat	<b>Q/R/S/T</b>	
<b>BSS</b>	Acier inoxydable brossé	<b>MN</b>	nickel mat*	<b>SC</b>	chrome satiné
				<b>SS</b>	acier inoxydable
<b>C</b>		<b>N</b>			
<b>C</b>	céramique	<b>NB</b>	laiton naturel*	<b>U/V/W/X/Z</b>	
<b>CG</b>	Verre transparent			<b>W</b>	finition noyer*
<b>Cr</b>	blanc cassé	<b>O</b>		<b>Wh</b>	blanc*
		<b>Oy</b>	oyster*	<b>WG</b>	verre blanc
<b>D/E/F</b>		<b>P</b>			
<b>Fr</b>	verre satiné	<b>P</b>	plâtre		

\* Merci de noter que les couleurs peuvent varier d'un lot à l'autre

## SYMBOLE

	Schutzklasse 1		Bewegungssensor		Ein-/Ausschalten durch Handbewegung
	Schutzklasse 2		Glas		1000 Stunden Salzsprühnebel getestet
	Schutzklasse 3		Dimmbar	<b>SPA</b>	Wellness-Sortiment
<b>IP20</b>	Kein Schutz vor eindringendem Wasser		schwer entflammbar		Die lichttechnischen Daten für dieses Produkt finden Sie auf unserer Webseite <a href="http://astrolighting.co.uk">astrolighting.co.uk</a>
<b>IP23</b>	Regenwasserschutz		Vergrößerung		Ausschnittmaß
<b>IP44</b>	spritzwasser-geschützt		Touch Dimmer		
<b>IP65</b>	strahlwasser-geschützt		mit An-/Ausschalter oder Zugschalter		

## OBERFLÄCHEN

### A

- AA** anodisiertes Aluminium
- AB** Messing antik\*

### B

- BA** Aluminium gebürstet
- Bk** Nickel gebürstet\*
- BN** schwarz
- Br** Bronze\*
- BSS** Rostfreier Edelstahl, gebürst

### C

- C** Keramik
- CG** klares Glas
- Cr** Creme

### D/E/F

- Fr** Satiniertes Glas

### G

- GZ** Verzinkt

### L

- LG** Hellgrau

### M/N

- Mi** finitura a specchio
- MG** Matt gold
- MN** Nickel matt\*

### N

- NB** Messing natur\*

### O

- Oy** oyster\*

### P

- P** Gips

- PA** Aluminium poliert

- PB** Bronze gepulvert

- PC** Chrom poliert

- PN** Nickel poliert

- PS** Silber lackiert\*

- Pu** Putty

- PVC** PVC

### Q/R/S/T

- SC** Chrom satiniert

- SS** Edelstahl

### U/V/W/X/Z

- W** Walnussoptik\*

- Wh** weiß\*

- WG** Weißes Glas

\* Bitte beachten: Farben können je nach Charge variieren

## SIMBOLI

	classe 1		sensore di movimento		interruttore on/off a sfioramento
	classe 2		componente in vetro		1000 ore nebbia salina testato
	classe 3		dimmerabile	<b>SPA</b>	gamma "Spa": adatta per ambienti termali e piscine
<b>IP20</b>	nessuna protezione contro l'immersione in acqua		ignifugo		Idati fotometrici di questo prodotto si possono trovare sul sito web: <a href="http://astrolighting.co.uk">astrolighting.co.uk</a>
<b>IP23</b>	antipioggia		ingrandimento		foro di incasso
<b>IP44</b>	antispruzzo		touch dimmer		
<b>IP65</b>	antigetto		con interruttore on/off o a tirante		

## FINITURE

<b>A</b>		<b>G</b>		<b>PA</b>	alluminio brillante
<b>AA</b>	alluminio anodizzato	<b>GZ</b>	Galvanizzato	<b>PB</b>	verniciato bronzo
<b>AB</b>	ottone antico*	<b>L</b>		<b>PC</b>	cromo brillante
<b>B</b>		<b>LG</b>	grigio Chiaro*	<b>PN</b>	nickel brillante
<b>BA</b>	alluminio spazzolato	<b>M/N</b>		<b>PS</b>	argento verniciato*
<b>Bk</b>	nero	<b>Mi</b>	finitura a specchio	<b>Pu</b>	putty
<b>BN</b>	nickel spazzolato*	<b>MG</b>	Oro opaco	<b>PVC</b>	PVC
<b>Br</b>	bronzo*	<b>MN</b>	nickel opaco*	<b>Q/R/S/T</b>	
<b>BSS</b>	acciaio inox spazzolato	<b>N</b>		<b>SC</b>	cromo satinato
<b>C</b>		<b>NB</b>	Ottone Naturale*	<b>SS</b>	acciaio inox
<b>C</b>	ceramica	<b>O</b>		<b>U/V/W/X/Z</b>	
<b>CG</b>	vetro trasparente	<b>Oy</b>	madreperlato*	<b>W</b>	noce*
<b>Cr</b>	panna	<b>P</b>		<b>Wh</b>	bianco*
<b>D/E/F</b>		<b>P</b>	gesso	<b>WG</b>	vetro bianco
<b>Fr</b>	smerigliato				

\* I colori potrebbero essere diversi a seconda del lotto di produzione